

RECEIVED

Dec 10 2024

SC Court of Appeals

THE STATE OF SOUTH CAROLINA
In The Court of Appeals

APPEAL FROM YORK COUNTY
Court of Common Pleas

The Honorable William A. McKinnon, Circuit Court Judge

Appellate Case No. 2024-001299

Estate of Thomas Sullivan, Respondent,

v.

Dolgencorp, LLC d/b/a Dollar General Corporation, Appellant.

RECORD ON APPEAL

VOLUME IV

McANGUS GOUDELOCK & COURIE, PLLC
R. Trippett Boineau, III
Michael Trask
Post Office Box 12519
1320 Main Street, 10th Floor (29201)
Columbia, South Carolina 29211
Telephone: (803) 779-2300
trippett.boineau@mgclaw.com
michael.trask@mgclaw.com
Attorneys for Appellant

LOVE SLOAN LAW, LLC
T. Elaine White
Post Office Box 12627
Rock Hill, South Carolina 29731
Telephone: (803) 326-0000
elaine@lovesloanlaw.com
Attorney for Respondent

INDEX

VOLUME I

ORDERS

Form 4 Denying Defendant’s Motion for Summary Judgment, filed November 15, 2022.....	1
Form 4 Denying Defendant’s Renewed Motion for Summary Judgment, filed February 13, 2024.....	4
Form 4 Denying Defendant’s post-trial motions, filed July 11, 2024	7

PLEADINGS

Summons and Complaint, filed December 19, 2019	10
Answer, filed January 23, 2020	18
First Amended Summons and Complaint, filed January 30, 2020	26
Answer to Plaintiff’s First Amended Complaint, filed February 13, 2020	32
Second Amended Summons and Complaint, filed February 9, 2020.....	39
Answer to Plaintiff’s Second Amended Complaint, filed February 9, 2022	46
Defendant’s Motion for Summary Judgment, filed July 7, 2022	53
Plaintiff’s Opposition to Defendant’s Motion for Summary Judgment, filed July 12, 2022.....	55
Defendant’s Memorandum in Support of its Motion for Summary Judgment, filed September 20, 2022	129
Plaintiff’s Amended Memo in Opposition to Defendants’ Motion for Summary Judgment, filed October 21, 2022.....	139
Plaintiff’s Offer of Judgment, filed March 9, 2023	157
Defendant’s Renewed Motion for Summary Judgment, filed October 16, 2023	158

VOLUME II

Plaintiff’s Memorandum in Opposition to Defendants’ Renewed Motion for Summary Judgment, filed February 6, 2024	160
Defendant’s Motions in Limine, filed June 14, 2024	291
Defendant’s Motion for Judgment Notwithstanding the Verdict or for a New Trial, filed June 28, 2024	296
Plaintiff’s Memorandum in Opposition to Defendants’ Motion for Judgment Notwithstanding the Verdict or for a New Trial, filed July 3, 2024.....	308

VOLUME III

HEARING TRANSCRIPTS

Transcript of Trial dated June 17, 2024.....	318
Martha Sullivan Blue – Direct	337
David Ray Riley – Direct.....	355
David Ray Riley – Cross.....	375
David Ray Riley – Redirect	376
Dr. Edward Brown – Direct	385
Transcript of Trial dated June 18, 2024	414
Robert McNealy – Direct.....	417
Robert McNealy – Cross.....	452
Robert McNealy – Redirect	456
Laura W. Myers – Direct	464
Laura W. Myers – Cross	473
Brian M. Boggess – Direct.....	485
Brian M. Boggess – Cross	493

VOLUME IV

EXHIBITS

Plaintiff’s Trial Exhibit 1 – Sullivan Medical Records and Provider Affidavits.....	566
Plaintiff’s Trial Exhibit 2 – Sullivan Medical Billing and Provider Affidavits.....	592
Plaintiff’s Trial Exhibit 3 – Dollar General Video Clip of Sullivan Entering	703
Plaintiff’s Trial Exhibit 4 – Dollar General Video Clip of Sullivan Accident	704
Plaintiff’s Trial Exhibit 5 – Dollar General Full Video Surveillance	705
Plaintiff’s Trial Exhibit 6 – Video Deposition of Dr. Edward Brown.....	706
Plaintiff’s Trial Exhibit 7 – Robert McNealy Curriculum Vitae	707

CERTIFICATE OF COUNSEL

Executed Certificate of Counsel	718
---------------------------------------	-----

EXHIBIT 1
MEDICAL BILLING

1A

PIEDMONT MEDICAL CENTER

STATE OF SOUTH CAROLINA
COUNTY OF YORK

IN THE COURT OF COMMON PLEAS

ESTATE OF
THOMAS SULLIVAN,

Civil Action No. 2022-CP-46-00085

Plaintiff,


MEDICAL SERVICES AND CHARGES
(BILLING) AFFIDAVIT

vs.

DOGENCORP, LLC,
(D/B/A DOLLAR GENERAL)
Defendant.

Comes now the undersigned affiant, who personally appeared before the undersigned notary/authority and being duly sworn and upon oath and cautioned hereby states the following:


1. The legal name of the undersigned is correctly printed below, and the undersigned is over 18 years of age, of sound mind, capable of making this affidavit, and personally acquainted with the facts stated herein.
2. The undersigned is employed by Piedmont Medical Center, and the undersigned is in charge of records that show the services rendered and the charges made for such services by said employer.
3. The undersigned certifies that the documents attached to this affidavit from Piedmont Medical Center, are accurate and complete duplicates of an itemized statement of services rendered to the patient Thomas Sullivan for the period of time June 10, 2019, through June 15, 2019 by Piedmont Medical Center and charges made for such services by Piedmont Medical Center, which statement is incorporated herein by reference.
4. The undersigned certifies that the charges reflected herein were reasonable at the time and place that the services were rendered, and such services were necessary. The total charge for such services is \$ 68,305.77



Affiant/Signature

Printed Name of Affiant

Tien Nguyen

SWORN to and Subscribed
before me this 28 day of SEPTEMBER 2023


Notary Public for South Carolina
My Commission Expires: 10-01-2025



P.O. BOX 741270
ATLANTA GA 30374-1270

111445250 DISCHARGE
06/19/19

SULLIVAN THOMAS D
283 SOUTHSIDE RD
ROCK HILL SC 29730-8521

REIDMONT MEDICAL CENTER
P.O. BOX 741270
ATLANTA GA 30374-1270

SULLIVAN THOMAS D

M 6B 06/10/19 06/15/19 5 40 6

P.O. BOX 741270
ATLANTA GA 30374-1270

111445250 DISCHARGE
06/19/19

SULLIVAN THOMAS D
283 SOUTHSIDE RD
ROCK HILL SC 29730-8521

SULLIVAN THOMAS D M 6B 06/10/19 06/15/19 5 40 6

DRG#
481

1

REV CODE SUMMARY BY SERVICE

REV CODE	SUMMARY BY SERVICE	AMOUNT
011X	MED-SUR-GY/PVT	.00
020X	ICU/INTERMEDIATE	19,130.00
025X	PHARMACY	5,219.93
027X	MED-SUR SUPPLIES	23,513.05
030X	LABORATORY OR LAB	5,134.57
032X	RAD DX/GENERAL	3,933.23
035X	CT SCAN	2,522.62
036X	OR SERVICES	14,895.81
037X	ANESTHESIA	5,002.13
042X	PHYS THERP/EVAL	909.08
043X	OCCUPATION THER	450.57
045X	EMERG ROOM	2,925.83
071X	RECOVERY ROOM	2,333.40
073X	EXG/ECE	488.87
		86,459.09

REV CODE SUMMARY BY SERVICE

REV CODE	SUMMARY BY SERVICE	AMOUNT
011X	MED-SUR-GY/PVT	.00
020X	ICU/INTERMEDIATE	19,130.00
025X	PHARMACY	5,219.93
027X	MED-SUR SUPPLIES	23,513.05
030X	LABORATORY OR LAB	5,134.57
032X	RAD DX/GENERAL	3,933.23
035X	CT SCAN	2,522.62
036X	OR SERVICES	14,895.81
037X	ANESTHESIA	5,002.13
042X	PHYS THERP/EVAL	909.08
043X	OCCUPATION THER	450.57
045X	EMERG ROOM	2,925.83
071X	RECOVERY ROOM	2,333.40
073X	EKG/EKG	488.87
		86,459.09

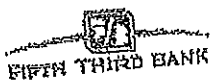
RUN DATE: 06/14/19 PMC - PIEDMONT HEALTHCARE SYSTEM PAGE 210
 REPORT: EMCFU0535 A484 UBO4 ITEMIZED STATEMENT FOR - 06/13/19
 FORM: CUBO ACCOUNT: 111449906 SULLIVAN THOMAS D SERVICE DATES: 06/10/2019-06/10/2019

REV CODE HCPCS	BILLING DESCRIPTION	QTY	AMOUNT	CHARGE NUMBER	SERVICE DATE
0540 AO425 SH	AMB MILEAGE	5	142.25	006300472	06/10/2019
0540 AO429 SH	AMB BLS EMERG	1	1,704.43	006300705	06/10/2019
TOTAL			1,846.68		

1B

ACS PRIMARY CARE PHYSICIANS

15780327-EA



Remittance 11970-7
 Posted Date 07/18/2023
 Account
 Lockbox/Cifent ID/Lockbox Number, . . . 5584 - TH-AOS
 PRIMARY SOUTHEAST PC 635003

Applied Amount \$0.00
 Transaction ID 1

Remittance Detail

STATE OF SOUTH CAROLINA
 COUNTY OF YORK
 ESTATE OF
 THOMAS SULLIVAN,
 Plaintiff,
 vs.
 DOGENCORP, LLC,
 (D/B/A DOLLAR GENERAL)
 Defendant.

IN THE COURT OF COMMON PLEAS
 Civil Action No. 2022-CP-46-00083
 MEDICAL SERVICES AND CHARGES
 (BILLING) AFFIDAVIT

Comes now the undersigned affiant, who personally appeared before the undersigned notary/authority and being duly sworn and upon oath and affirmed hereby states the following:

1. The legal name of the undersigned is correctly printed below, and the undersigned is over 18 years of age, of sound mind, capable of making this affidavit, and personally acquainted with the facts stated herein.
2. The undersigned is employed by ACS Primary Care Phys SE, PC and the undersigned is in charge of records that show the services rendered and the charges made for such services by said employer.
3. The undersigned certifies that the documents attached to this affidavit from ACS Primary Care Phys SE, PC, are accurate and complete duplicates of an itemized statement of services rendered to the patient Thomas Sullivan for the period of time June 10, 2019 by ACS Primary Care Phys SE, PC and charges made for such services by ACS Primary Care Phys SE, PC, which statement is incorporated herein by reference.
4. The undersigned certifies that the charges reflected herein were reasonable at the time and place that the services were rendered, and such services were necessary. The total charge for such services is \$ 1962.00.


Charles Ellison
 Affiant/Signature

Printed Name of Affiant

Charles Ellison

SWORN to and Subscribed before me this 25 day of July 2023

Karisa Smith
 Notary Public for South Carolina Tennessee
 My Commission Expires: 3/30/24



PO BOX 635003
CINCINNATI, OH 45263-5003

PATIENT STATEMENT

ACCOUNT NUMBER	STATEMENT DATE
63062735/29	07/26/23
CHECK NUMBER	PAYMENT AMOUNT

FOR PROPER POSTING
PLEASE WRITE IN CHECK
NUMBER AND AMOUNT PAID

PLEASE WRITE YOUR ACCOUNT NUMBER ON YOUR CHECK.
MAKE PAYABLE IN U.S. DOLLARS TO:

63062735-29-2902

THOMAS D SULLIVAN
283 SOUTHSIDE RD
ROCK HILL, SC 29730

ACS PRIMARY CARE PHYSICIANS -
PO BOX 635003
CINCINNATI, OH 45263-5003

TO PAY BY CREDIT CARD, COMPLETE
AND SIGN THE OTHER SIDE OF THIS STATEMENT.

PATIENT NAME: THOMAS D SULLIVAN

TAXPAYER ID: 65-0691102

PHYSICIAN SERVICES RENDERED AT: PIEDMONT MEDICAL CENTER
PAYMENTS AND INSURANCE INFORMATION MAILED SEVEN DAYS
PRIOR TO THE ABOVE STATEMENT DATE MAY NOT YET APPEAR.

BILLING INQUIRIES: 888-952-6772

HOURS OF OPERATION: MONDAY - FRIDAY 8AM TO 7PM & SATURDAY 10AM TO 3PM ET
PROVIDE INSURANCE INFO OR PAY BY CREDIT CARD AT WWW.TEAMHEALTH.COM/BILLING

DATE	INVOICE #	ICD-9 CODE	DESCRIPTION	CHARGE	PAYED/CREDIT
06/10/19	24081869	99285	EMERGENCY DEPT VISIT - 99285 MONAGHAN MD, GREGORY THOMAS	1802.00	
06/10/19	24081869	93010	ELECTROCARDIOGRAM REPORT - 93010 MONAGHAN MD, GREGORY THOMAS	160.00	

PHYSICIAN CHARGES ARE NOT INCLUDED IN THE FACILITY BILL.

ACCOUNT NUMBER: 63062735/29 STATEMENT DATE: 07/26/23 (HLI) TOTAL NOW DUE ▶ 1962.0

1C

ROCK HILL RADIOLOGY ASSOCIATES

STATE OF SOUTH CAROLINA
COUNTY OF YORK

IN THE COURT OF COMMON PLEAS

ESTATE OF
THOMAS SULLIVAN,

Civil Action No. 2022-CP-46-00085

Plaintiff,


MEDICAL SERVICES AND CHARGES
(BILLING) AFFIDAVIT

vs.

DOGENCORP, LLC.
(D/B/A DOLLAR GENERAL)
Defendant.

Comes now the undersigned affiant, who personally appeared before the undersigned notary/authority and being duly sworn and upon oath and cautioned hereby states the following:


1. The legal name of the undersigned is correctly printed below, and the undersigned is over 18 years of age, of sound mind, capable of making this affidavit, and personally acquainted with the facts stated herein.
2. The undersigned is employed by Rock Hill Radiology Associates, and the undersigned is in charge of records that show the services rendered and the charges made for such services by said employer.
3. The undersigned certifies that the documents attached to this affidavit from Rock Hill Radiology Associates are accurate and complete duplicates of an itemized statement of services rendered to the patient Thomas Sullivan for the period of time June 10, 2019, through June 11, 2019, by Rock Hill Radiology Associates and charges made for such services by Rock Hill Radiology Associates, which statement is incorporated herein by reference.
4. The undersigned certifies that the charges reflected herein were reasonable at the time and place that the services were rendered, and such services were necessary. The total charge for such services is \$ 175.00.


Affiant/Signature

Printed Name of Affiant

Amber Tallent

SWORN to and Subscribed
before me this 20 day of July 2023


Notary Public for South Carolina
My Commission Expires: April 18, 2027

JAMEY JEAN HALL
Notary Public
State of Colorado
Notary ID # 20224014662
My Commission Expires 04-18-2027

Rock Hill Radiology Associates
 PO Box 63308
 Charlotte NC 28263-3308

(800)475-6112

EXAMINATION

0043
 P 1825
 04367

STATEMENT DATE	ACCOUNT #
06/26/19	116327

1005000013632700000338007

MAKE CHECK PAYABLE AND REMIT TO:

THOMAS D SULLIVAN 116327
 283 Southside Rd
 Rock Hill SC 29730-8521

Rock Hill Radiology Associates
 PO Box 63308
 Charlotte NC 28263-3308

DETACH TOP PORTION AND RETURN WITH PAYMENT IN ENCLOSED ENVELOPE

DATE	DESCRIPTION	CHARGES	PAYMENTS	ADJUSTMENTS	BALANCE
06/10/19	73502 - X-RAY EXAM HIP UNI 2-3 VIEWS Location: 1-PIEDMONT MEDICAL CENTER	\$50.00			\$50.00
06/10/19	73562 - X-RAY EXAM OF FEMUR 2/> Location: 1-PIEDMONT MEDICAL CENTER	\$40.00			\$40.00
06/10/19	71045 - RADIOLOGIC EXAMINATION, CHEST; SINGLE VIEW Location: 1-PIEDMONT MEDICAL CENTER	\$47.00			\$47.00
06/10/19	70450 - CT HEAD/BRN C-MATR L Location: 1-PIEDMONT MEDICAL CENTER	\$201.00			\$201.00
06/11/19	73501 - X-RAY EXAM HIP UNI 1 VIEW Location: 1-PIEDMONT MEDICAL CENTER	\$40.00			\$40.00*
06/11/19	73502 - X-RAY EXAM HIP UNI 2-3 VIEWS Location: 1-PIEDMONT MEDICAL CENTER	\$50.00			\$50.00*
06/11/19	71045 - RADIOLOGIC EXAMINATION, CHEST; SINGLE VIEW Location: 1-PIEDMONT MEDICAL CENTER	\$47.00			\$47.00*

1D

ANESTHESIA ASSOCIATES OF ROCK HILL

STATE OF SOUTH CAROLINA)
)
 COUNTY OF YORK)
)
 ESTATE OF)
 THOMAS SULLIVAN,)
)
 Plaintiff,)
)
 VS.)
)
 DOGENCORP,LLC.)
 (D/B/A DOLLAR GENERAL))
 Defendant.)

IN THE COURT OF COMMON PLEAS
 Civil Action No. 2022-CP-46-00085
**MEDICAL SERVICES AND CHARGES
 (BILLING) AFFIDAVIT**

Comes now the undersigned affiant, who personally appeared before the undersigned notary/authority and being duly sworn and upon oath and cautioned hereby states the following:

1. The legal name of the undersigned is correctly printed below, and the undersigned is over 18 years of age, of sound mind, capable of making this affidavit, and personally acquainted with the facts stated herein.
2. The undersigned is employed by Anesthesia Associates of Rock Hill, and the undersigned is in charge of records that show the services rendered and the charges made for such services by said employer.
3. The undersigned certifies that the documents attached to this affidavit from Anesthesia Associates of Rock Hill, are accurate and complete duplicates of an itemized statement of services rendered to the patient Thomas Sullivan for the period of time **June 10, 2019, through July 31, 2019** by Anesthesia Associates of Rock Hill and charges made for such services by Anesthesia Associates of Rock Hill which statement is incorporated herein by reference
4. The undersigned certifies that the charges reflected herein were reasonable at the time and place that the services were rendered, and such services were necessary. The total charge for such services is \$ 2,890.00

Melinda Walter
 Affiant/Signature

Printed Name of Affiant
Melinda Walter

SWORN to and Subscribed
 before me this 15th day of August 2023
Jenna Howell
 Notary Public for South Carolina
 My Commission Expires: 07/13/2032

Anesthesia Associates of Rock Hill
 PO Box 645303
 Cincinnati, OH 45284-8303

**ACCOUNT
 ACTIVITY
 STATEMENT**

Thomas D Sullivan
 283 Southside Rd
 Rock Hill, SC 29730

Account No: RH77963 Date: 08/14/2023 Page 1 of 1
 Direct Telephone Inquiries to: (888) 276-1910

PLEASE KEEP THIS STATEMENT FOR YOUR RECORDS

Patient Name Sullivan, Thomas D

Dx 1 872.012 Unsp Intra capsular FX Left Femur Inj for Clos F Dx 2
 Dx 3 Dx 4

Date	* Code	Activity Description	Physician	Referring	Amount
08/11/19	01280 QK	Anesth, Surgery of Femur	Baker MD, Robert	Brown, Edward	1,428.00
08/11/19		ASA:01280-Anesth, Open Femur			
08/11/19		Time:12:52-14:50 Min:118 P/S:P3 TotU:14.00			
08/11/19	01280 QX	Anesth, Surgery of Femur	Feely ORNA, Barbara	Brown, Edward	1,182.00
08/11/19		ASA:01280-Anesth, Open Femur			
08/11/19		Time:12:52-14:50 Min:118 P/S:P3 TotU:14.00			

Total For: Sullivan, Thomas D

1E

AMERICAN TRANSMED INC.

1F

EMCOMPASS HEALTH REHABILITATION HOSPITAL

STATE OF SOUTH CAROLINA
COUNTY OF YORK

ESTATE OF
THOMAS SULLIVAN,

Plaintiff,

vs.

DOGENCORP LLC,
(D/B/A DOLLAR GENERAL),
Defendant,

IN THE COURT OF COMMON PLEAS

Civil Action No. 2022-CP-46-00083

MEDICAL SERVICES AND CHARGES
(BILLING) AFFIDAVIT

Comes now the undersigned affiant, who personally appeared before the undersigned notary/authority and being duly sworn and upon oath and affidavit hereby states the following:

1. The legal name of the undersigned is correctly printed below, and the undersigned is over 18 years of age, of sound mind, capable of making this affidavit, and personally acquainted with the facts stated herein.
2. The undersigned is employed by Boncompas Health Rehabilitation Hospital, and the undersigned is in charge of records that show the services rendered and the charges made for such services by said employees.
3. The undersigned certifies that the documents attached to this affidavit from Boncompas Rehabilitation Health Hospital, are accurate and complete duplicates of an itemized statement of services rendered to the patient Thomas Sullivan for the period of time June 15, 2019, through June 26, 2019 by Boncompas Health Rehabilitation Hospital and charges made for such services by Boncompas Health Rehabilitation Hospital, which statement is incorporated herein by reference.
4. The undersigned certifies that the charges reflected herein were reasonable at the time and place that the services were rendered, and such services were necessary. The total charge for such services is \$ 19,521.69

SWORN to and Subscribed
before me this 28th day of July

Notary Public for South Carolina
My Commission Expires 11/19/23



Hope Leinhardt
Affiant

Printed Name of Affiant
Hope Leinhardt

FED TAX ID #: 571071353
 ENCOMPASS REHAB ROCK HILL
 1795 DR FRANK GASTON BLVD
 ROCK HILL, SC 29732-1190

GUARANTOR: SULLIVAN, THOMAS D
 283 SOUTHSIDE RD
 ROCK HILL, SC 29730

PAGE #: 1
 BILL DATE: 07/25/23
 BILL TYPE: DEMAND

PATIENT NAME: SULLIVAN, THOMAS D
 ACCOUNT NO: 000235476
 SERVICE DATES: 06/15/19 TO 06/26/19
 DOCTOR: CRAFT, CYNTHIA
 F/C: OO P/T: M

SERVICE DATE	REV CODE	CPT4	SERVICE#	DESCRIPTION	QTY	TOTAL AMT
					60	306.00
06/16/19	420		20117001	PT EVAL (INDIV)- PER MIN	20	92.00
06/16/19	420		20117002	PT INDIVIDUAL- PER MIN	60	306.00
06/17/19	420		20117001	PT EVAL (INDIV)- PER MIN	60	276.00
06/18/19	420		20117002	PT INDIVIDUAL- PER MIN	60	276.00
06/19/19	420		20117002	PT INDIVIDUAL- PER MIN	60	198.00
06/19/19	420		20117004	PT GROUP- PER MIN	60	276.00
06/20/19	420		20117002	PT INDIVIDUAL- PER MIN	60	198.00
06/20/19	420		20117004	PT GROUP- PER MIN	60	276.00
06/21/19	420		20117002	PT INDIVIDUAL- PER MIN	60	276.00
06/21/19	420		20117002	PT INDIVIDUAL- PER MIN	60	276.00
06/23/19	420		20117002	PT INDIVIDUAL- PER MIN	60	198.00
06/24/19	420		20117004	PT GROUP- PER MIN	60	276.00
06/24/19	420		20117002	PT INDIVIDUAL- PER MIN	60	198.00
06/25/19	420		20117002	PT INDIVIDUAL- PER MIN	60	276.00
06/25/19	420		20117004	PT GROUP- PER MIN	60	198.00
				PHYSICAL THERAPY		
				PHYSICAL THERAPY	800	3,428.00
				PHYSICAL THERAPY		
				PHYSICAL THERAPY	60	288.00
				PHYSICAL THERAPY	60	276.00
06/16/19	430		21018001	OT EVAL (INDIV)- PER MIN	60	181.50
06/17/19	430		21018002	OT INDIVIDUAL- PER MIN	55	276.00
06/17/19	430		21018004	OT GROUP- PER MIN	60	198.00
06/18/19	430		21018002	OT INDIVIDUAL- PER MIN	60	276.00
06/18/19	430		21018004	OT GROUP- PER MIN	60	276.00
06/19/19	430		21018002	OT INDIVIDUAL- PER MIN	60	276.00
06/19/19	430		21018002	OT INDIVIDUAL- PER MIN	60	276.00
06/20/19	430		21018002	OT INDIVIDUAL- PER MIN	60	276.00
06/21/19	430		21018002	OT INDIVIDUAL- PER MIN	55	181.50
06/21/19	430		21018004	OT GROUP- PER MIN	58	249.40
06/21/19	430		21018003	OT CONCURRENT- PER MIN	48	220.80
06/24/19	430		21018002	OT INDIVIDUAL- PER MIN		
06/25/19	430		21018002	OT INDIVIDUAL- PER MIN		
				OCCUPATIONAL THERAPY		
				OCCUPATIONAL THERAPY	636	2,699.20
				OCCUPATIONAL THERAPY		
				OCCUPATIONAL THERAPY	1	39.12
				OCCUPATIONAL THERAPY	1	28.77
06/15/19	300	80053	60100198	COMP METABOLIC PANEL	1	31.32
06/15/19	300	85025	60100998	CBC WITH DIFFERENTIAL P	1	99.21
06/25/19	300		60100417	BASIC MATABOLIC PANEL		
				LABORATORY SERVICES		
				LABORATORY SERVICES	3	10.50
				LABORATORY SERVICES		
				LABORATORY SERVICES	2	7.00
06/15/19	250		79200193	BUSPIRONE 5 MG TAB	1	3.50
06/15/19	250		79200406	DOCUSATE-SENNA 50 MG-8.6 MG T	3	28.44
06/15/19	250		79200765	METOPROLOL 25 MG TAB	1	4.87
06/15/19	250		79200792	MIRTAZAPINE 15 MG TAB		
06/15/19	250		79201196	TRAZODONE 100 MG TAB		

FED TAX ID #: 571071353
 ENCOMPASS REHAB ROCK HILL
 1795 DR FRANK GASTON BLVD
 ROCK HILL, SC 29732-1190

GUARANTOR: SULLIVAN, THOMAS D
 283 SOUTHSIDE RD
 ROCK HILL, SC 29730

PAGE #: 2
 BILL DATE: 07/25/23
 BILL TYPE: DEMAND

PATIENT NAME: SULLIVAN, THOMAS D
 ACCOUNT NO: 000235476
 SERVICE DATES: 06/15/19 TO 06/26/19
 DOCTOR: CRAFT, CYNTHIA
 F/C: OO P/T: M

SERVICE DATE	REV CODE	CPT4	SERVICE#	DESCRIPTION	QTY	TOTAL AMT
					1	3.50
					1	3.50
					1	5.75
06/15/19	250		79201473	ATOVASTATIN 20MG TAB	1	3.50
06/16/19	250		79200008	ACETAMINOPHEN-HYDROCODONE 325	1	31.50
06/16/19	250		79200070	AMLODIPINE 5 MG TAB	9	3.50
06/16/19	250		79200102	ASPIRIN 325 MG TAB	1	7.00
06/16/19	250		79200193	BUSPIRONE 5 MG TAB	2	28.44
06/16/19	250		79200404	DOCUSATE SODIUM 100 MG CAP	3	14.75
06/16/19	250		79200765	METOPROLOL 25 MG TAB	1	4.87
06/16/19	250		79200792	MIRTAZAPINE 15 MG TAB	1	26.18
06/16/19	250		79201142	TAMSULOSIN 0.4 MG ORAL CAP	2	36.86
06/16/19	250		79201196	TRAZODONE 100 MG TAB	2	3.50
06/16/19	250		79201227	VENLAFAXINE 37.5 MG ERCAP	1	3.50
06/16/19	250		79201431	PANTOPRAZOLE 40 MG TAB	1	5.75
06/16/19	250		79201473	ATOVASTATIN 20MG TAB	1	5.75
06/16/19	250		79200008	ACETAMINOPHEN-HYDROCODONE 325	1	3.50
06/17/19	250		79200070	AMLODIPINE 5 MG TAB	1	31.50
06/17/19	250		79200102	ASPIRIN 325 MG TAB	9	3.50
06/17/19	250		79200193	BUSPIRONE 5 MG TAB	1	7.00
06/17/19	250		79200404	DOCUSATE SODIUM 100 MG CAP	2	28.44
06/17/19	250		79200765	METOPROLOL 25 MG TAB	3	14.75
06/17/19	250		79200792	MIRTAZAPINE 15 MG TAB	1	4.87
06/17/19	250		79201142	TAMSULOSIN 0.4 MG ORAL CAP	1	26.18
06/17/19	250		79201196	TRAZODONE 100 MG TAB	2	36.86
06/17/19	250		79201227	VENLAFAXINE 37.5 MG ERCAP	2	3.50
06/17/19	250		79201431	PANTOPRAZOLE 40 MG TAB	1	7.00
06/17/19	250		79201473	ATOVASTATIN 20MG TAB	2	5.75
06/17/19	250		79200008	ACETAMINOPHEN-HYDROCODONE 325	1	3.50
06/18/19	250		79200070	AMLODIPINE 5 MG TAB	1	31.50
06/18/19	250		79200102	ASPIRIN 325 MG TAB	9	3.50
06/18/19	250		79200193	BUSPIRONE 5 MG TAB	1	7.00
06/18/19	250		79200404	DOCUSATE SODIUM 100 MG CAP	2	28.44
06/18/19	250		79200765	METOPROLOL 25 MG TAB	3	6.54
06/18/19	250		79200792	MIRTAZAPINE 15 MG TAB	1	14.75
06/18/19	250		79200825	POLYETHYLENE GLYCOL	1	4.87
06/18/19	250		79201142	TAMSULOSIN 0.4 MG ORAL CAP	1	26.18
06/18/19	250		79201196	TRAZODONE 100 MG TAB	2	36.86
06/18/19	250		79201227	VENLAFAXINE 37.5 MG ERCAP	2	3.50
06/18/19	250		79201431	PANTOPRAZOLE 40 MG TAB	1	7.00
06/18/19	250		79201473	ATOVASTATIN 20MG TAB	2	5.75
06/18/19	250		79200008	ACETAMINOPHEN-HYDROCODONE 325	1	3.50
06/19/19	250		79200070	AMLODIPINE 5 MG TAB	1	31.50
06/19/19	250		79200102	ASPIRIN 325 MG TAB	9	
06/19/19	250		79200193	BUSPIRONE 5 MG TAB		

FED TAX ID #: 571071353
 ENCOMPASS REHAB ROCK HILL
 1795 DR FRANK GASTON BLVD
 ROCK HILL, SC 29732-1190

GUARANTOR: SULLIVAN, THOMAS D
 283 SOUTHSIDE RD
 ROCK HILL, SC 29730

PAGE #: 3
 BILL DATE: 07/25/23
 BILL TYPE: DEMAND

PATIENT NAME: SULLIVAN, THOMAS D
 ACCOUNT NO: 000235476
 SERVICE DATES: 06/15/19 TO 06/26/19
 DOCTOR: CRAFT, CYNTHIA
 F/C: OO P/T: M

SERVICE DATE	REV CODE CPT4	SERVICE#	DESCRIPTION	QTY	TOTAL AMT
				1	3.50
				1	83.37
				2	7.00
06/19/19	250	79200404	DOCUSATE SODIUM 100 MG CAP	2	28.44
06/19/19	250	79200437	ENOXAPARIN 40 MG/0.4 ML SC SO	3	6.54
06/19/19	250	79200765	METOPROLOL 25 MG TAB	1	14.75
06/19/19	250	79200792	MIRTAZAPINE 15 MG TAB	1	4.87
06/19/19	250	79200825	POLYETHYLENE GLYCOL	1	26.18
06/19/19	250	79201142	TAMSULOSIN 0.4 MG ORAL CAP	1	36.86
06/19/19	250	79201196	TRAZODONE 100 MG TAB	2	3.50
06/19/19	250	79201227	VENLAFAXINE 37.5 MG ERCAP	2	3.50
06/19/19	250	79201227	VENLAFAXINE 37.5 MG ERCAP	1	3.50
06/19/19	250	79201431	PANTOPRAZOLE 40 MG TAB	1	3.50
06/19/19	250	79201473	ATOVASTATIN 20MG TAB	1	31.50
06/19/19	250	79200008	ACETAMINOPHEN-HYDROCODONE 325	1	3.50
06/20/19	250	79200102	ASPIRIN 325 MG TAB	9	3.50
06/20/19	250	79200193	BUSPIRONE 5 MG TAB	1	83.37
06/20/19	250	79200404	DOCUSATE SODIUM 100 MG CAP	1	28.44
06/20/19	250	79200437	ENOXAPARIN 40 MG/0.4 ML SC SO	3	14.75
06/20/19	250	79200792	MIRTAZAPINE 15 MG TAB	1	4.87
06/20/19	250	79201142	TAMSULOSIN 0.4 MG ORAL CAP	1	26.18
06/20/19	250	79201196	TRAZODONE 100 MG TAB	2	36.86
06/20/19	250	79201227	VENLAFAXINE 37.5 MG ERCAP	2	3.50
06/20/19	250	79201431	PANTOPRAZOLE 40 MG TAB	1	14.00
06/20/19	250	79201473	ATOVASTATIN 20MG TAB	4	5.75
06/20/19	250	79200008	ACETAMINOPHEN-HYDROCODONE 325	1	3.50
06/21/19	250	79200070	AMLODIPINE 5 MG TAB	1	31.50
06/21/19	250	79200102	ASPIRIN 325 MG TAB	9	3.50
06/21/19	250	79200193	BUSPIRONE 5 MG TAB	1	83.37
06/21/19	250	79200404	DOCUSATE SODIUM 100 MG CAP	1	7.00
06/21/19	250	79200437	ENOXAPARIN 40 MG/0.4 ML SC SO	2	28.44
06/21/19	250	79200765	METOPROLOL 25 MG TAB	3	14.75
06/21/19	250	79200792	MIRTAZAPINE 15 MG TAB	1	4.87
06/21/19	250	79200792	MIRTAZAPINE 15 MG TAB	1	4.87
06/21/19	250	79201142	TAMSULOSIN 0.4 MG ORAL CAP	1	26.18
06/21/19	250	79201196	TRAZODONE 100 MG TAB	2	36.86
06/21/19	250	79201227	VENLAFAXINE 37.5 MG ERCAP	2	3.50
06/21/19	250	79201431	PANTOPRAZOLE 40 MG TAB	1	10.50
06/21/19	250	79201473	ATOVASTATIN 20MG TAB	3	5.75
06/21/19	250	79200008	ACETAMINOPHEN-HYDROCODONE 325	1	3.50
06/22/19	250	79200070	AMLODIPINE 5 MG TAB	1	31.50
06/22/19	250	79200102	ASPIRIN 325 MG TAB	9	3.50
06/22/19	250	79200193	BUSPIRONE 5 MG TAB	1	83.37
06/22/19	250	79200404	DOCUSATE SODIUM 100 MG CAP	1	7.00
06/22/19	250	79200437	ENOXAPARIN 40 MG/0.4 ML SC SO	2	28.44
06/22/19	250	79200765	METOPROLOL 25 MG TAB	3	
06/22/19	250	79200792	MIRTAZAPINE 15 MG TAB		

FED TAX ID #: 571071353
 ENCOMPASS REHAB ROCK HILL
 1795 DR FRANK GASTON BLVD
 ROCK HILL, SC 29732-1190

GUARANTOR: SULLIVAN, THOMAS D
 283 SOUTHSIDE RD
 ROCK HILL, SC 29730

PAGE #: 4
 BILL DATE: 07/25/23
 BILL TYPE: DEMAND

PATIENT NAME: SULLIVAN, THOMAS D
 ACCOUNT NO: 000235476
 SERVICE DATES: 06/15/19 TO 06/26/19
 DOCTOR: CRAFT, CYNTHIA
 F/C: OO P/T: M

SERVICE DATE	REV CODE	CPT4	SERVICE#	DESCRIPTION	QTY	TOTAL AMT
				POLYETHYLENE GLYCOL	1	6.54
				TAMSULOSIN 0.4 MG ORAL CAP	1	14.75
06/22/19	250		79200825	TAMSULOSIN 0.4 MG ORAL CAP	1	4.87
06/22/19	250		79201142	TRAZODONE 100 MG TAB	1	26.18
06/22/19	250		79201196	TRAZODONE 100 MG TAB	2	18.43
06/22/19	250		79201227	VENLAFAXINE 37.5 MG ERCAP	1	3.50
06/22/19	250		79201431	PANTOPRAZOLE 40 MG TAB	1	7.00
06/22/19	250		79201473	ATOVASTATIN 20MG TAB	2	5.75
06/22/19	250		79200008	ACETAMINOPHEN-HYDROCODONE 325	1	3.50
06/23/19	250		79200070	AMLODIPINE 5 MG TAB	1	31.50
06/23/19	250		79200102	ASPIRIN 325 MG TAB	9	3.50
06/23/19	250		79200193	BUSPIRONE 5 MG TAB	1	83.37
06/23/19	250		79200404	DOCUSATE SODIUM 100 MG CAP	1	7.00
06/23/19	250		79200437	ENOXAPARIN 40 MG/0.4 ML SC SO	2	28.44
06/23/19	250		79200765	METOPROLOL 25 MG TAB	3	6.54
06/23/19	250		79200792	MIRTAZAPINE 15 MG TAB	1	14.75
06/23/19	250		79200825	POLYETHYLENE GLYCOL	1	4.87
06/23/19	250		79201142	TAMSULOSIN 0.4 MG ORAL CAP	1	26.18
06/23/19	250		79201196	TRAZODONE 100 MG TAB	2	36.86
06/23/19	250		79201227	VENLAFAXINE 37.5 MG ERCAP	2	3.50
06/23/19	250		79201431	PANTOPRAZOLE 40 MG TAB	1	5.75
06/23/19	250		79201473	ATOVASTATIN 20MG TAB	1	3.50
06/23/19	250		79200070	AMLODIPINE 5 MG TAB	1	31.50
06/24/19	250		79200102	ASPIRIN 325 MG TAB	9	3.50
06/24/19	250		79200193	BUSPIRONE 5 MG TAB	1	83.37
06/24/19	250		79200404	DOCUSATE SODIUM 100 MG CAP	1	7.00
06/24/19	250		79200437	ENOXAPARIN 40 MG/0.4 ML SC SO	2	28.44
06/24/19	250		79200765	METOPROLOL 25 MG TAB	3	6.54
06/24/19	250		79200792	MIRTAZAPINE 15 MG TAB	1	14.75
06/24/19	250		79200825	POLYETHYLENE GLYCOL	1	4.87
06/24/19	250		79201142	TAMSULOSIN 0.4 MG ORAL CAP	1	26.18
06/24/19	250		79201196	TRAZODONE 100 MG TAB	2	36.86
06/24/19	250		79201227	VENLAFAXINE 37.5 MG ERCAP	2	3.50
06/24/19	250		79201431	PANTOPRAZOLE 40 MG TAB	1	5.75
06/24/19	250		79201473	ATOVASTATIN 20MG TAB	1	3.50
06/24/19	250		79200070	AMLODIPINE 5 MG TAB	1	31.50
06/25/19	250		79200102	ASPIRIN 325 MG TAB	9	3.50
06/25/19	250		79200193	BUSPIRONE 5 MG TAB	1	7.00
06/25/19	250		79200404	DOCUSATE SODIUM 100 MG CAP	2	28.44
06/25/19	250		79200765	METOPROLOL 25 MG TAB	3	6.54
06/25/19	250		79200792	MIRTAZAPINE 15 MG TAB	1	14.75
06/25/19	250		79200825	POLYETHYLENE GLYCOL	1	4.87
06/25/19	250		79201142	TAMSULOSIN 0.4 MG ORAL CAP	1	
06/25/19	250		79201196	TRAZODONE 100 MG TAB	1	

FED TAX ID #: 571071353
 ENCOMPASS REHAB ROCK HILL
 1795 DR FRANK GASTON BLVD
 ROCK HILL, SC 29732-1190

GUARANTOR: SULLIVAN, THOMAS D
 283 SOUTHSIDE RD
 ROCK HILL, SC 29730

PAGE #: 5
 BILL DATE: 07/25/23
 BILL TYPE: DEMAND

PATIENT NAME: SULLIVAN, THOMAS D
 ACCOUNT NO: 000285476
 SERVICE DATES: 06/15/19 TO 06/26/19
 DOCTOR: CRAFT, CYNTHIA
 F/C: 00 P/T: M

SERVICE DATE	REV CODE CPT4	SERVICE#	DESCRIPTION	QTY	TOTAL AMT
06/25/19	250	79201227	VENLAFAXINE 37.5 MG ERCAP	2	26.18
06/25/19	250	79201431	PANTOPRAZOLE 40 MG TAB	2	36.86
06/25/19	250	79201473	ATORVASTATIN 20MG TAB	1	3.50
06/26/19	250	79200070	AMLODIPINE 5 MG TAB	1	5.75
06/26/19	250	79200102	ASPIRIN 325 MG TAB	1	3.50
06/26/19	250	79200193	BUSPIRONE 5 MG TAB	3	10.50
06/26/19	250	79200404	DOCUSATE SODIUM 100 MG CAP	1	3.50
06/26/19	250	79200765	METOPROLOL 25 MG TAB	1	3.50
06/26/19	250	79201142	TAMSULOSIN 0.4 MG ORAL CAP	1	14.75
06/26/19	250	79201227	VENLAFAXINE 37.5 MG ERCAP	2	26.18
06/26/19	250	79201431	PANTOPRAZOLE 40 MG TAB	1	18.43
06/26/19	250		PHARMACY		
			SUB-TOTAL	286	2,366.70
06/27/19	270	83599999	MISC SUPPLY	3	115.58
			CENTRAL SUPPLY		
			SUB-TOTAL	3	115.58
06/15/19	120	99000100	ROOM AND CARE SEMI - PRIV	1	983.00
06/16/19	120	99000100	ROOM AND CARE SEMI - PRIV	1	983.00
06/17/19	120	99000100	ROOM AND CARE SEMI - PRIV	1	983.00
06/18/19	120	99000100	ROOM AND CARE SEMI - PRIV	1	983.00
06/19/19	120	99000100	ROOM AND CARE SEMI - PRIV	1	983.00
06/20/19	120	99000100	ROOM AND CARE SEMI - PRIV	1	983.00
06/21/19	120	99000100	ROOM AND CARE SEMI - PRIV	1	983.00
06/22/19	120	99000100	ROOM AND CARE SEMI - PRIV	1	983.00
06/23/19	120	99000100	ROOM AND CARE SEMI - PRIV	1	983.00
06/24/19	120	99000100	ROOM AND CARE SEMI - PRIV	1	983.00
06/25/19	120	99000100	ROOM AND CARE SEMI - PRIV	1	983.00
			ROOM/BOARD		
			SUB-TOTAL	11	10,813.00

FED TAX ID #: 571071353
ENCOMPASS REHAB ROCK HILL
1795 DR FRANK GASTON BLVD
ROCK HILL, SC 29732-1190

GUARANTOR: SULLIVAN, THOMAS D
283 SOUTHSIDE RD
ROCK HILL, SC 29730

PAGE #: 6
BILL DATE: 07/25/23
BILL TYPE: DEMAND

PATIENT NAME: SULLIVAN, THOMAS D
ACCOUNT NO: 000235476
SERVICE DATES: 08/15/19 TO 08/26/19
DOCTOR: CRAFT, CYNTHIA
F/C: OO P/T: M

SERVICE DATE	REV CODE CPT4	SERVICE#	DESCRIPTION	QTY	TOTAL AMT
--------------	---------------	----------	-------------	-----	-----------

***** SUMMARY *****
TOTAL CHARGES

19,521.69

1G

ORTHOCAROLINA

STATE OF SOUTH CAROLINA
COUNTY OF YORK

ESTATE OF
THOMAS SULLIVAN,

Plaintiff,

vs.

DOGENCORP, LLC.
(D/B/A DOLLAR GENERAL)
Defendant.

IN THE COURT OF COMMON PLEAS

Civil Action No. 2022-CF-46-00085

MEDICAL SERVICES AND CHARGES
(BILLING) AFFIDAVIT

Comes now the undersigned affiant, who personally appeared before the undersigned notary/authority and being duly sworn and upon oath and cautioned hereby states the following:

1. The legal name of the undersigned is correctly printed below, and the undersigned is over 18 years of age, of sound mind, capable of making this affidavit, and personally acquainted with the facts stated herein.
2. The undersigned is employed by OrthoCarolina, and the undersigned is in charge of records that show the services rendered and the charges made for such services by said employer.
3. The undersigned certifies that the documents attached to this affidavit from OrthoCarolina, are accurate and complete duplicates of an itemized statement of services rendered to the patient Thomas Sullivan for the period of time June 11, 2019, through July 31, 2019 by OrthoCarolina and charges made for such services by OrthoCarolina which statement is incorporated herein by reference.
4. The undersigned certifies that the charges reflected herein were reasonable at the time and place that the services were rendered, and such services were necessary. The total charge for such services is \$ 24,937 *mg*

Marcia Jackman
Affiant/Signature

Printed Name of Affiant

Marcia Jackman

SWORN to and Subscribed
before me this 18 day of August 2023

L. Roshena Wright
Notary Public for South Carolina
My Commission Expires: 7-04-2027

L. Roshena Wright
NOTARY PUBLIC
Mecklenburg County, NC
Commission Expires July 04, 2027



 * PAYMENT RECEIPT *

ORANGEBOURNE, VA
 197 WINDMILL BLVD
 ROCK HILL SC 29734-1824
 TELEPHONE: (704) 928-2455
 FEDERAL TAX ID#: 561092722

THOMAS SULLIVAN
 233 SOUTHWEST RD
 ROCK HILL SC 29730
 ACCOUNT # 10973404

 * DATE: _____ *
 * TIME: _____ *
 * DOCTOR: _____ *

DATE OF SERVICE	APP-A CODE	ICD9	TRANSACTION DESCRIPTION	PROVIDER	AMOUNT
06/25/19	KC88U	802.9	RXK RECORDED CHECKED	PHYSICIAN	.00
06/25/19	89084	M28.852	ROSTOR F/U VISIT INCLD QI	BROWN III	M .00
07/01/19	99024	872.1A20	ROSTOR F/U VISIT INCLD QI	BROWN III	M .00
06/26/19	72502/00	M28.852	X-RAY HIP UNK 2-3 VIEWS	BROWN III	M 72.00
06/21/19	27245/00	872.1A22	OPEN TK INTERROCH FEM RX	BROWN III	M 250.00
06/11/19	59722/57	872.1A22	INUR ROEP CARE-RA. SEM MOD	BROWN III	M 72.00
07/21/19	72502/00	872.1A20	X-RAY HIP UNK 2-3 VIEWS	BROWN III	M 72.00

AMOUNT # 10973404

\$ 257.00

EXHIBIT 2
MEDICAL RECORDS

EXHIBIT 2A
PIEDMONT MEDICAL CENTER EMS

* Auth (Verified) *

Piedmont Medical Center EMS

Patient Care Record
Name: SULLIVAN, THOMAS

Incident #: 2019-00012895

Date: 06/10/2019

Patient: 1 of 1

Narrative

D. PMC EMS 2 dispatched to the above location non emergency traffic for a fall.

A. PMC EMS 2 arrived on scene to find the above patient sitting in a chair in the door way to the above business with employee and friend by his side.

C. Patient had a chief complaint of left hip pain.

H. Patient has a medical history of Hypertension, anxiety, stroke.

A. PMC EMS 2 arrived on scene to find the above patient sitting in a chair in the door way to the above business with employee and friend by his side. Patient was COAX4 with person, place, time and events leading up to EMS 2 arriving on scene. Patient stated he was walking out of the store and tripped on rug and landed on his left side. Patient stated no LOC and no spinal pain tenderness upon assessment. Patient's pupils were normal and reactive no other signs of injury or pain. Patient had left side paralysis and states he cant normally feel pain on left side but he can now in his hip area. Patient stated he could stand and sit on stretcher. Patient's vitals assessed and listed above. Patient secured on stretcher via 5 straps and rails upx2. Patient placed into EMS Unit. Patient's lung sounds were clear and equal. Patient stated he is not on any blood thinners. C-COLLAR was placed on patient but due to patient's neck position he could not tolerate the C-COLLAR and denied to wear it. Patient had PMS in left leg.

R. Assessed patient, Trauma assessment,

T. Patient transported to PMC ER non emergency traffic. No changes during transport. Patient's vitals monitored during transport. Patient placed in hospital bed and secured via rails up x2 id supertrack room 8. Patient care transferred to RN Avery.

Specialty Patient - CDC 2011 Trauma Criteria

Vital Signs	None	Trauma Activation	No
Alcohol/Drugs	None	Time	
Mechanism of Injury	Adult Falls	Date	
Spinal Concerns	None	Weight	Undesignated
		Reason Not Activated	Does not meet Trauma Activation criteria

Specialty Patient - Spinal Immobilization

Spinal Immobilization Recommended	Altered Mental Status	Evidence of Alcohol/Drug Impairment	Disorienting Injury	Unusual or Inappropriate In-Scene Behavior
No	No	No	No	No

Incident Details		Destination Details		Incident Times	
Location	Place of Business	Disposition	Transported No Lights/Siren	Dispatched	
Address	1383 E MAIN ST	Transported To	Patient's Choice	Dispatch Received	10:57:50
Address		Requested By	Piedmont Medical Center	Call Received	10:57:30
Mile Marker		Destination	[Hospital]	Dispatched	10:58:40
City	Rock Hill	Department	Emergency Room	En Route	10:59:53
County	York	Address	222 South Herlong Av	On Scene	11:12:19
State	SC	Address		Admitted	11:13:00
Zip	29790	City	Rock Hill	Call Transfer	
Media Unit	EMS2	County	York	Dispatched	11:17:34
Media Vehicle	71 (05239)	State	SC	Admission	11:31:47
Run Type	911 Response	Zip	29732	Pt. Transferred	11:41:00
Priority Scene	Non-Emergent	Station	Station 1	Call Transfer	11:45:41
Shift	ASHift	Condition at Destination	Unchanged	In District	
Station	Station 3	Destination Scheduled		Available	
Level of Service	Basic Life Support	Trauma Registry ID			
EMT Complaint	Falls	EMP Card Number	Fall - Pri 2		

Crew Members

Personnel	Role	Certification/Level
WHITESIDE, REID	Lead	EMT-Basic (South Carolina) - SC023562
NEDHAM, ROBERT	Driver	EMT-Paramedic (South Carolina) - SC010633

Insurance Details

Insured Name	Relationship	Primary Cover	Self Pay	Dispatch Responsibility	FALLS
THOMAS SULLIVAN	Self	Medicare			Immediate
Insured SSN		Medical		Job Related Injury	
Insured DOB		Primary Insur		Employer	
Address		Policy #		Contact	

SULLIVAN, THOMAS D
12/30/1950

P1098
818017
111449806

* Auth (Verified) *

Piedmont Medical Center EMS

Patient Care Record
Name: SULLIVAN, THOMAS

Incident #: 2019-0002885

Date: 06/10/2019

Patient 1 of 1

Insurance Details			
Insurance		Group #	
Address	Rock Hill	Secondary Ins	
State	SC	Group #	
Zip	29730		
Country	US		

Mileage	Category	Delays	Additional Agencies
Scene Miles: 1.0	Dispatch Delays	None/No Delay	
Response Miles: 5.7	Response Delays	None/No Delay	
Enroute Miles: 4.7	Scene Delays	None/No Delay	
End Miles: 0.5	Transport Delays	None/No Delay	
Street Miles: 0.0	Turn Around Delays	None/No Delay	

Patient Transport Detail			
Device	Stretcher	Device (from ambulance)	Stretcher
Position	sitting	Position (from ambulance)	Unchanged

Transfer Details			
Physician		Sending Physician	
Physician		Sending Facility	
Physician		Receiving Physician	
Physician		Receiving Facility	
EMS Service Level	BLS	Condition Code	
Transfer Reason		Condition Code	
Medical Necessity			

Billing Authorization

Authorization: PMCBilling

Section 1 - Patient / Parent of Minor Authorization Signature

I request that payment of authorized Medicare, Medicaid, or any other insurance benefits be made on my behalf to Piedmont Medical Center EMS (PMCEMS) for any services provided to me by PMCEMS now or in the future. I understand that I am financially responsible for the services provided to me by PMCEMS, regardless of my insurance coverage, and in some cases, may be responsible for an amount in addition to that which was paid by my insurance. I agree to immediately remit to PMCEMS any payments that I receive directly from insurance or any source whatsoever for the services provided to me and I assign all rights to such payments to PMCEMS. I authorize PMCEMS to appeal payment denials or other adverse decisions on my behalf without further authorization. I authorize and direct any holder of medical information or documentation about me to release such information to PMCEMS and its billing agents, and/or the Centers for Medicare and Medicaid Services and its carriers and agents, and/or any other payers or insurers as may be necessary to determine these or other benefits payable for any services provided to me by PMCEMS, now or in the future. A copy of this form is as valid as an original. Privacy Practices Acknowledgment: by signing below, I acknowledge that I have reviewed PMCEMS's Notice of Privacy Practices.

Signature

Thomas D Sullivan

Signature	06/10/2019 11:30:23
Accepted Privacy Practices (Red)	Yes
Billing Authorization (Red)	Agree
Accepted Privacy Practices (Red)	Agree

* Auth (Verified) *

 **Piedmont Medical Center EMS**
Patient Care Record

Incident #: 2019-00012895

Date: 05/10/2019

Patient 1 of 1

Section II) - Authorized Representative Signature

Complete this section only if the patient is physically or mentally unable to sign.
Authorized representatives include only the following (Check one)

- Patient's Legal Guardian
- Patient's Medical Power of Attorney
- Relative or other person who receives benefits on behalf of the patient
- Relative or other person who arranges treatment or handles the patient's affairs
- Representative of an agency or institution that provided care, services or assistance to patient

I am signing on behalf of the patient to authorize the submission of a claim for payment to Medicare, Medicaid, or any other payer for any services provided to the patient by the transporting ambulance service now or in the past or in the future. By signing below, I acknowledge that I am one of the authorized signers listed below. My signature is not an acceptance of financial responsibility for the services rendered.

Signature

[Signature line]

Signed On	
Printed Name	
Reason unable to sign	

Section III) - EMS Personnel and Facility Signatures

Complete this section if the patient was mentally or physically incapable of signing, and no Authorized Representative (Section II) was available or willing to sign on behalf of the patient at the time of service.

EMS Personnel Signature

My signature below indicates that at the time of service, the patient was physically or mentally incapable of signing, and that none of the authorized representatives listed in Section II of this form were available or willing to sign on the patient's behalf. My signature is not an acceptance of financial responsibility for the services rendered.

[Signature line]

Signed On	
Printed Name	
Reason unable to sign	

Facility Representative Signature

The patient named on this form was received by this facility on the date and at the time indicated and this facility furnished care, services or assistance to the patient. My signature is not an acceptance of financial responsibility for the services rendered.

[Signature line]

Signed On	
Printed Name	
Reason unable to sign	

SULLIVAN, THOMAS D
12/30/1950

P1100
810017
111449906

* Auth (Verified) *


Piedmont Medical Center EMS
Patient Care Record
Name: SULLIVAN, THOMAS

Incident #: 2019-00012895

Date: 06/10/2019

Patient 1 of 1

Facility Signatures




Signed On: 06/10/2019 11:36:58
By: AVERY


Signed On:
By:

Signed On:
By:

Provider Signatures



Provider: WHITESIDE, REID Certification Level: EMT-Basic (South Carolina) - SC023562



Provider: NEEDHAM, ROBERT Certification Level: EMT-Paramedic (South Carolina) - SC010683

Provider: Certification Level:

Provider: Certification Level:

P1101

Piedmont Medical Center
222 S. Herlong Avenue
Rock Hill, SC 29732-1158

Patient:	SULLIVAN, THOMAS D	Attending Provider:	JENKINS MD, KAREN E
MRN #:	610017	Admission Date:	6/10/2019
Account #:	111449906	Discharge Date:	6/10/2019
DOB/Age/Sex:	12/30/1950 / 72 years / Male	Lab Medical Director(s):	Robert E. Thomas Jr., MD

Coding

EXHIBIT 2B
PIEDMONT MEDICAL CENTER

Piedmont Medical Center
 222 S. Herlong Avenue
 Rock Hill, SC 29732-1158

Patient:	SULLIVAN, THOMAS D	Attending Provider:	DONAHUE DO,JEANA
MRN #:	610017	Admission Date:	6/10/2019
Account #:	111445250	Discharge Date:	6/15/2019
DOB/Age/Sex:	12/30/1950 / 72 years / Male	Lab Medical Director(s):	Robert E. Thomas Jr., MD

Consultation Notes

Document Type:	Consult Note EMR No Cosign
Document Subject:	Orthopedic consultation note
Document Date/Time:	6/11/2019 09:28 EDT
Document Status:	Auth (Verified)
Performed By:	BROWN III MD,EDWARD C (6/11/2019 09:34 EDT)
Authenticated By:	BROWN III MD,EDWARD C (6/11/2019 09:34 EDT)

Consultation Report

Date/Time Note Created: 06/11/2019 09:29

Date/Time Patient Seen: 6/11/2019, 8 AM_

Consulting Service: Orthopedics

Requesting Physician: Hospitalist_

Reason for Consultation: Left hip Intertrochanteric femur fracture_

History of Present Illness:

The patient is a 68-year-old gentleman with a past history of a stroke resulting in left upper and lower extremity hemiplegia and weakness and a past history of motor vehicle accident 20 years ago resulting in a left midshaft femur fracture treated in traction. The patient uses a cane for assisted ambulation. He reports a mechanical fall after tripping and falling on a rug at a Dollar General store yesterday. He reports the inability to bear weight and pain at the left hip following this low-energy injury.

Past Medical History:

As above, hypertension_

Past Surgical History:

No cardiac history. Nonoperative management of left femur fracture in the past_

Medications (3) Active

Scheduled: (1)
 sodium chloride (NS flush) 10 mL, Flush, Q8hr

Continuous: (0)

PRN: (2)

morphine 2 mg = 0.5 mL, IV Push, Q8H-int
 sodium chloride (NS flush) 10 mL, Flush, As Directed

Allergies (1) Active

FLUoxetine	Reaction
	None Documented

Family History:

Noncontributory_

Piedmont Medical Center
 222 S. Herlong Avenue
 Rock Hill, SC 29732-1158

Patient:	SULLIVAN, THOMAS D	Attending Provider:	DONAHUE DO, JEANA
MRN #:	610017	Admission Date:	6/10/2019
Account #:	111445250	Discharge Date:	6/15/2019
DOB/Age/Sex:	12/30/1950 / 72 years / Male	Lab Medical Director(s):	Robert E. Thomas Jr., MD

Consultation Notes

Social History:

Non-smoker, lives by self__

Review of Systems:

- CONST: [No fever, fatigue, or weight changes.]__
- EYES: [No recent vision problems.]__
- ENT: [No congestion, ear pain, or sore throat.]__
- CV: [No chest pain, palpitations, or edema.]__
- RESP: [No cough, congestion, wheezing or shortness of breath.]__
- GI: [No abdominal pain, nausea, vomiting, constipation, or diarrhea.]__
- GU: [No incontinence or dysuria.]__
- M/S: [No joint pain or swelling.]__
- SKIN: [No rash.]__
- NEURO: [No headache, focal numbness or weakness, dizziness, or seizures.]__
- PSYCH: [No depression or anxiety.]__
- ENDO: [No thyroid problems. No polyuria or polydipsia.]__
- HEME: [No abnormal bruising or bleeding.]__
- LYMPH: [No swollen glands.]__
- IMMUN: [No itching or hives.]__

Physical Examination:

<u>Vital Signs:</u>	<u>Last Charted:</u>	<u>24 Hr Minimum:</u>	<u>24 Hr Maximum:</u>
Temp F	98.1 (06/11 07:56)	97.7 (L) (06/11 04:37)	98.3 (06/10 15:36)
Heart Rate	108 (H) (06/11 07:56)	84 (06/10 11:49)	120 (H) (06/10 17:32)
Resp Rate	16 (06/11 07:56)	16 (06/10 11:49)	18 (06/10 17:32)
SBP	116 (06/11 07:56)	116 (06/11 07:56)	151 (H) (06/10 11:49)
DBP	77 (06/11 07:56)	78 (06/10 11:49)	97 (H) (06/11 00:00)
SpO2	93 (06/11 07:56)	93 (06/10 11:49)	98 (06/10 15:36)
Height	170 (06/10 17:40)		

GENERAL: Adult white male seated up in bed. Alert and cooperative.

- HEAD: [Normal with no signs of head trauma.]__
- EYES: [PERRLA, EOMI, conjunctiva normal, no discharge.]__
- ENT: [Hearing grossly intact, normal oropharynx.]__
- NECK: [Supple, no tenderness, no lymphadenopathy, no masses, no thyromegaly, no bruits, no JVD.]__
- LUNGS: [Clear breath sounds bilaterally. No wheezes, rales, or rhonchi.]__
- HEART: [Regular rate and rhythm. Normal S1 and S2, without murmurs, rub or gallop.]__
- VASC: [No edema. Peripheral pulses normal and equal in all extremities.]__
- ABD: [Bowel sounds normal, soft, nontender, no masses, no organomegaly.]__

Piedmont Medical Center
222 S. Herlong Avenue
Rock Hill, SC 29732-1158

Patient:	SULLIVAN, THOMAS D	Attending Provider:	DONAHUE DO,JEANA
MRN #:	610017	Admission Date:	8/10/2019
Account #:	111445250	Discharge Date:	6/15/2019
DOB/Age/Sex:	12/30/1950 / 72 years / Male	Lab Medical Director(s):	Robert E. Thomas Jr., MD

Consultation Notes

GU: [Normal]__
 LYMPH: [No lymphadenopathy noted.]__
 EXT: Left hand and wrist with a flexion deformity. Left lower extremity with pain with attempted logroll left hip. Distal eversion and dorsiflexion weakness. Skin is intact at the left hip. No soft tissue swelling or ecchymosis.
 SKIN: [No rashes or lesions.]__
 NEURO: [Alert and oriented x3. Normal affect. Cranial nerves intact. No focal sensory or strength deficits. Reflexes symmetric.]__

Laboratory Data:

<u>Hematology Basic - Last 36 hours (22)</u>	<u>Result</u>	<u>Date/Time</u>
WBC	8.3	06/11 04:29
RBC	4.70	06/11 04:29
Hgb	14.5	06/11 04:29
Hct	42.5	06/11 04:29
MCV	90.4	06/11 04:29
MCH	30.8	06/11 04:29
MCHC	34.1	06/11 04:29
RDW	14.1	06/11 04:29
Platelet Count	164	06/11 04:29
MPV	7.8	06/11 04:29
NRBC Auto Abs	0.0	06/11 04:29
NRBC Auto Rel	0.0	06/11 04:29
Neutrophil Rel	63.7	06/11 04:29
Lymphocyte Rel	18.4 (L)	06/11 04:29
Monocyte Rel	15.1 (H)	06/11 04:29
Eosinophil Rel	2.3	06/11 04:29
Basophil Rel	0.5	06/11 04:29
Neutrophil Abs	5.3	06/11 04:29
Lymphocyte Abs	1.5	06/11 04:29
Monocyte Abs	1.3 (H)	06/11 04:29
Eosinophil Abs	0.2	06/11 04:29
Basophil Abs	0.0	06/11 04:29
<u>Chemistry Comprehensive - Last 36 hours (22)</u>	<u>Result</u>	<u>Date/Time</u>
Sodium Lvl	139.0	06/11 04:29
Potassium Lvl	4.00	06/11 04:29
Chloride Lvl	102	06/11 04:29
CO2	29.0	06/11 04:29
Glucose Level	115 (H)	06/11 04:29
BUN	15	06/11 04:29

Piedmont Medical Center
222 S. Herlong Avenue
Rock Hill, SC 29732-1158

Patient:	SULLIVAN, THOMAS D	Attending Provider:	DONAHUE DOJEANA
MRN #:	610017	Admission Date:	6/10/2019
Account #:	111445250	Discharge Date:	6/15/2019
DOB/Age/Sex:	12/30/1950 / 72 years / Male	Lab Medical Director(s):	Robert E. Thomas Jr., MD

Consultation Notes

Creatinine Lvl	1.2 (H)	06/11 04:29
AGAP	8.0	06/11 04:29
BUN/Creat	12	06/11 04:29
Total Protein	7.1	06/10 13:42
Albumin Lvl	3.9	06/10 13:42
Calcium Lvl	8.50 (L)	06/11 04:29
Bili Total	0.6	06/10 13:42
Bili Direct	0.2	06/10 13:42
Bili Indirect	0.4	06/10 13:42
Alk Phos	126 (H)	06/10 13:42
AST	29	06/10 13:42
ALT	22	06/10 13:42
Globulin	3.2	06/10 13:42
Osmolality Calc	270 (L)	06/11 04:29
GFR African Am	>60	06/11 04:29
GFR Non African Am	60	06/11 04:29

[] To Insert other lab results say any or all of the following: 'Insert Blood Gases', 'Insert Cardiac Studies', 'Insert Chemistry Basic', 'Insert Coagulation Basic', 'Insert Glucose Point of Care', 'Insert Liver Enzymes', 'Insert Microbiology', 'Insert Urinalysis']

Radiology - Last 36 hours (4)

XR Femur Minimum 2 Views Left (06/10 14:19)

IMPRESSION:

1. Intertrochanteric left hip fracture.
2. Remote fracture deformity of the mid femoral shaft.

Workstation Hostname: PMCRADYORK

Transcribed using Powerscribe voice dictation software.

XR Chest 1 View Portable (06/10 14:19)

FINDINGS: The trachea is midline. The cardiac silhouette is not enlarged. No pneumothorax. Small left pleural effusion. Mild irregularities of the posterior left fifth and sixth ribs.

IMPRESSION:

1. Small left pleural effusion.
2. Mild cortical irregularities of the posterior left fifth and sixth ribs. Clinical correlation with point tenderness recommended for fracture here.

Workstation Hostname: PMCDSCRAD004

Transcribed using Powerscribe voice dictation software.

XR Hip + Pelvis 2 or 3 Views Left (06/10 12:42)

Piedmont Medical Center
222 S. Herlong Avenue
Rock Hill, SC 29732-1158

Patient:	SULLIVAN, THOMAS D	Attending Provider:	DONAHUE DO, JEANA
MRN #:	610017	Admission Date:	6/10/2019
Account #:	111445260	Discharge Date:	6/15/2019
DOB/Age/Sex:	12/30/1950 / 72 years / Male	Lab Medical Director(s):	Robert E. Thomas Jr., MD

Consultation Notes

FINDINGS: Frontal view of the pelvis and cross-table lateral view of the left hip demonstrate a nondisplaced intertrochanteric fracture of the left hip. Pubic rami appear intact. Atherosclerotic vascular disease noted. Lumbar spinal degenerative changes noted.

IMPRESSION: Nondisplaced intertrochanteric fracture of the left hip.

Workstation Hostname: PMCDKRAD004

Transcribed using Powerscribe voice dictation software.

CT Head or Brain W/O Contrast (06/10 12:12)

FINDINGS: Multidetector axial scans of the head were obtained through the skull base without contrast. Manual, age related dose optimization techniques utilized. Decreased density in the periventricular white matter is compatible with chronic microvascular ischemic change. Large remote right middle cerebral artery cortical infarct with associated encephalomalacia and gliosis. No abnormalities in radiodensity are observed to suggest acute ischemia or hemorrhage at this time. No mass, shift, or subdural fluid collection is seen. Skull base and calvarium are intact.

IMPRESSION: No acute intracranial process. Chronic microvascular ischemic changes with large remote right MCA infarct.

Workstation Hostname: PMCRADYORK

Transcribed using Powerscribe voice dictation software.

Diagnostics - Non-Radiology - Last 36 hours (0)

No results in past 36 hours

Assessment:

- #1 left hip minimally displaced intertrochanteric femur fracture.
- Past left midshaft femur fracture with full radiographic healing with overlap and residual displacement.

Plan:

The patient is scheduled for an ORIF of his left hip intertrochanteric femur fracture on Tuesday, July 11, 2019. N.p.o. The fracture is likely amenable to a short trochanteric femoral nail as distance from the greater trochanter tip to shaft fractures approximately 236 mm.

Electronically Signed On 06/11/19 09:34 EDT

BROWN III MD, EDWARD C

Piedmont Medical Center
222 S. Herlong Avenue
Rock Hill, SC 29732-1158

Patient:	SULLIVAN, THOMAS D	Attending Provider:	DONAHUE DO,JEANA
MRN #:	610017	Admission Date:	6/10/2019
Account #:	111445250	Discharge Date:	6/15/2019
DOB/Age/Sex:	12/30/1950 / 72 years / Male	Lab Medical Director(s):	Robert E. Thomas Jr., MD

Discharge Summary

Document Type:	Discharge Summary EMR No Cosign
Document Subject:	Hospitalist discharge summary
Document Date/Time:	6/15/2019 13:03 EDT
Document Status:	Auth (Verified)
Performed By:	CHURCH DO,JEANA (6/15/2019 13:07 EDT)
Authenticated By:	[CHURCH DO,JEANA; CHURCH DO,JEANA (6/15/2019 13:07 EDT)]

Discharge Summary

Date/Time Note Created: 06/15/2019 13:03

Date of Admission: 6/10/2019_

Date of Discharge: 6/15/2019_

Admitting Physician: Dr. Kesner_

Discharge Diagnosis (2)

Closed intertrochanteric fracture (S72.143A): _

Intertrochanteric fracture of left hip (S72.142A): _

Consulting Services: Orthopedic surgery_

Hospital Course:

Patient is a 68-year-old male who was admitted for medical management and treatment of left hip fracture, acute kidney injury, and chest congestion. Patient was admitted on 6/10/2019 for treatment of his left hip fracture. Patient underwent orthopedic surgical correction of his left hip fracture on 6/11/2019. Patient did well with surgery and has been worked with physical therapy in the hospital. Patient had some issues with his breathing after surgery he was able to maintain his saturations well which is felt congested in his chest however patient was given some Mucinex which help with this. Patient was able to maintain his hydration and did not require any submental oxygen. They report date of discharge patient had some elevated creatinine which was determined to be secondary to dehydration. Patient was given IV fluids and responded well and on day of discharge his creatinine was fully corrected. Patient was discharged to skilled nursing facility for further rehabilitation. Patient will need to follow-up with orthopedic surgery as outpatient. On 6/15/2019 patient became stable ready for discharge to skilled nursing facility for rehabilitation patient will need to follow-up with PCP and orthopedic surgery.

Procedures:

Left hip surgery for left hip fracture_

Physical Examination at Discharge:

General: Well developed. Well nourished. Lying in bed, in no acute distress.

Heart: Regular Rate and rhythm, no gallop, no murmur

Lungs: Clear to auscultation bilaterally in all fields, no wheezes or rhonchi

Abdomen: Positive bowel sounds in all four quadrants, soft, non-tender in all four quadrants, no rebound tenderness, no

hepatosplenomegaly

Extremities: Range of motion grossly intact in bilateral upper and lower extremities

Piedmont Medical Center
222 S. Herlong Avenue
Rock Hill, SC 29732-1158

Patient: SULLIVAN, THOMAS D
MRN #: 610017
Account #: 111445250
DOB/Age/Sex: 12/30/1950 / 72 years / Male

Attending Provider: DONAHUE DO, JEANA
Admission Date: 6/10/2019
Discharge Date: 6/15/2019
Lab Medical Director(s): Robert E. Thomas Jr., MD

Discharge Summary

Skin: No erythema or calor. No rash.
Psych: Alert, Appropriate affect.

Disposition:
Discharge to skilled nursing facility for rehabilitation.

<u>Discharge Medications (12)</u>	<u>Order Details</u>	<u>Status</u>
New / Continued Meds: (11)		
amlODIPine	5 mg, Oral, Daily	Continue
aspirin	325 mg, Oral, Daily	Continue
atorvastatin	20 mg, Oral, Daily	Continue
busPIRone 15 mg oral tablet	15 mg = 1 tab, Oral, TID	Continue
metoprolol	12.5 mg, Oral, BID	Continue
mlrtazapline	45 mg, Oral, Q Bedtime	Continue
omeprazole	20 mg, Oral, BID AC	Continue
tamsulosin	0.4 mg, Oral, Daily	Continue
traZODone 100 mg oral tablet	100 mg = 1 tab, Oral, Q Bedtime	Continue
venlafaxine 75 mg oral capsule, extended release	75 mg = 1 cap, Oral, Daily	Continue
acetaminophen-HYDROcodone 325 mg-5 mg 1 tab, Oral, Q4hr, PRN: Pain Moderate oral tablet	New	
Stopped Meds: (1)		
simvastatin		Stop

Durable Medical Equipment:
None.

Instructions:

Dietary: Resume home diet.
Activity: Progressive ambulation with rehabilitation.
Follow-Up: Follow-up with PCP in 5 to 7 days and follow-up with orthopedic surgery.
Other: None.

Condition at Discharge:
Stable

Patient was seen and examined on the date of discharge. Discharge time spent was 35 minutes for face to face evaluation of the patient, discussion and delivery of discharge plans as well as this documentation.

Electronically Signed On 06/15/19 13:07 EDT

CHURCH DO, JEANA

Piedmont Medical Center
 222 S. Herlong Avenue
 Rock Hill, SC 29732-1158

Patient:	SULLIVAN, THOMAS D	Attending Provider:	DONAHUE DO,JEANA
MRN #:	610017	Admission Date:	6/10/2019
Account #:	111445250	Discharge Date:	6/15/2019
DOB/Age/Sex:	12/30/1950 / 72 years / Male	Lab Medical Director(s):	Robert E. Thomas Jr., MD

Discharge Documentation/Instructions

Document Type:	Discharge Summary Form - Text
Document Subject:	Discharge Summary
Document Date/Time:	6/15/2019 15:16 EDT
Document Status:	Auth (Verified)
Performed By:	Roberts RN, April (6/15/2019 15:16 EDT)
Authenticated By:	Roberts RN, April (6/15/2019 15:16 EDT)

Discharge Summary Entered On: 06/15/2019 15:17 EDT
 Performed On: 06/15/2019 15:16 EDT by Roberts RN, April

Nursing Discharge Summary CPOE

Discharged to : Another care facility
 Discharge Date : 06/15/2019 15:30 EDT
 Accompanied By, Discharge : No one
 Mode of Discharge : Stretcher
 Mode of Transportation : Ambulance
 Medications DC : Final medication list provided to patient/caregiver, Medications explained to patient/caregiver, Prescriptions given, Consult physician for medication questions

Roberts RN, April - 06/15/2019 15:16 EDT

Transfer Patient to Another Facility

Receiving Facility Accepting Transfer : Encompass
 Nurse Receiving Report : Sparkle Strong, RN
 Date/Time Nurse Received Report : 06/15/2019 15:15 EDT
 Mode of Transfer : Ground ambulance
 Data Sent with Patient : Med Rec
 Discharged To External Care Facility : Rehabilitation Unit

Roberts RN, April - 06/15/2019 15:16 EDT

Discharge Assessment

Reviewed/Agree with Last Pt Assessment : Yes

Roberts RN, April - 06/15/2019 15:16 EDT

Pain Assessment

Patient Indicates Pain : Denies problems

Roberts RN, April - 06/15/2019 15:16 EDT

Document Type:	IP Depart Summary
Document Subject:	IP Depart Summary
Document Date/Time:	6/18/2019 08:52 EDT
Document Status:	Modified
Performed By:	Miller LPN, Rosellian (6/18/2019 08:52 EDT)
Authenticated By:	Miller LPN, Rosellian (6/18/2019 08:52 EDT)

Piedmont Medical Center
 222 S. Herlong Avenue
 Rock Hill, SC 29732-1158

Patient:	SULLIVAN, THOMAS D	Attending Provider:	DONAHUE DO,JEANA
MRN #:	610017	Admission Date:	6/10/2019
Account #:	111445250	Discharge Date:	6/15/2019
DOB/Age/Sex:	12/30/1950 / 72 years / Male	Lab Medical Director(s):	Robert E. Thomas Jr, MD

Discharge Documentation/Instructions

IP Depart Summary

Piedmont Medical Center

Clinical Summary

Current Date: 06/18/2019 08:52:11

Name: SULLIVAN, THOMAS D

Address: 283 SOUTHSIDE RD ROCK HILL SC 29730-8521

Phone: 8034121298

Date of Birth: 12/30/1950 MRN: 610017 FIN:

Encounter Type: 1 - Inpatient

PHYSICIANS INFORMATION

Primary Care Physician: PCP, NO Phone Number:

Consulting Physician: BROWN III MD, EDWARD C; HIPPS APRN, SHELTANA

Attending Physician: DANIEL MD, ROOSEVELT G

Admitting Physician: DANIEL MD, ROOSEVELT G

Piedmont Medical Center would like to thank you for allowing us to assist you with your healthcare needs. The following includes patient education materials and information regarding your injury/illness.

CLINICAL INFORMATION

Allergies: FLUoxetine

Discharge Diagnosis: Closed Intertrochanteric fracture; Intertrochanteric fracture of left hip

Discharge Orders:

FOLLOW UP INSTRUCTIONS/APPOINTMENTS:

With:

Address:

-608- When:

Piedmont Medical Center
222 S. Herlong Avenue
Rock Hill, SC 29732-1158

Patient:	SULLIVAN, THOMAS D	Attending Provider:	DONAHUE DO, JEANA
MRN #:	610017	Admission Date:	6/10/2019
Account #:	111445250	Discharge Date:	6/15/2019
DOB/Age/Sex:	12/30/1950 / 72 years / Male	Lab Medical Director(s):	Robert E. Thomas Jr., MD

Discharge Documentation/Instructions

EDWARD BROWN 197 PIEDMONT BOULEVARD Within 5 to 7 days
ROCK HILL, SC 29732
8033286306 Business (1)

Comments:
office will call with appointment, have to work in schedule

With:
Follow up with primary care
provider

Address:

When:
Within 5 to 7 days

Comments:
at rehab

Discharge Assessment: Discharge Summary

06/15/19 15:16 EDT Performed by Roberts RN, April

Entered on 06/15/19 15:17 EDT

Nursing Discharge Summary CPOE

Discharged to: Another care facility

Discharge Date: 06/15/19 15:30

Accompanied By, Discharge: No one

Mode of Discharge: Stretcher

Mode of Transportation-ClinDoc: Ambulance

Medications DC: Final medication list provided to patient/caregiver, Medications explained to patient/caregiver, Prescriptions given, Consult physician for medication questions

Transfer Patient to Another Facility

Receiving Facility Accepting Transfer: Encompass

Nurse Receiving Report: Sparkle Strong, RN

Date/Time Nurse Received Report: 06/15/19 15:15

Mode of Transfer: Ground ambulance

Data Sent with Patient: Med Rec

Discharged To External Care Facility: Rehabilitation Unit

Discharge Assessment

Reviewed/Agree with Last Pt Assessment: Yes

Pain Assessment

Patient Indicates Pain: Denies problems

Piedmont Medical Center
 222 S. Herlong Avenue
 Rock Hill, SC 29732-1158

Patient: SULLIVAN, THOMAS D
 MRN #: 610017
 Account #: 111445250
 DOB/Age/Sex: 12/30/1950 / 72 years / Male

Attending Provider: DONAHUE DO,JEANA
 Admission Date: 6/10/2019
 Discharge Date: 6/15/2019
 Lab Medical Director(s): Robert E. Thomas Jr., MD

Discharge Documentation/Instructions

MEDICATION LIST:

Additional Medications

Other (Non-Electronically Routed and Non-Printed Medications)

acetaminophen-HYDROcodone (acetaminophen-HYDROcodone 325 mg-5 mg oral tablet) 1 tablet(s) Oral
 Every 4 hours scheduled as needed Pain Moderate.
 Last Dose Given _____ Take next dose _____

Continue or Start taking these medications

Other (Non-Electronically Routed and Non-Printed Medications)

amlODIPine 5 Milligram Oral Dally.
 Last Dose Given _____ Take next dose _____

aspirin 325 Milligram Oral Dally.
 Last Dose Given _____ Take next dose _____

atorvastatin 20 Milligram Oral Dally.
 Last Dose Given _____ Take next dose _____

busPIRone (BuSpar Dividose 15 mg oral tablet) 1 tablet(s) Oral Three times a day.
 Last Dose Given _____ Take next dose _____

metoprolol 12.5 Milligram Oral Twice daily.
 Last Dose Given _____ Take next dose _____

mirtazapine (Remeron) 45 Milligram Oral Nightly at bedtime.
 Last Dose Given _____ Take next dose _____

omeprazole 20 Milligram Oral Twice daily before meals.
 Last Dose Given _____ Take next dose _____

tamsulosin 0.4 Milligram Oral Dally.
 Last Dose Given _____ Take next dose _____

traZODone (traZODone 100 mg oral tablet) 1 tablet(s) Oral Nightly at bedtime.
 Last Dose Given _____ Take next dose _____

venlafaxine (venlafaxine 75 mg oral capsule, extended release) 1 capsule(s) Oral Dally.
 Last Dose Given _____ Take next dose _____

STOP taking these medications

simvastatin 10 Milligram Oral Nightly at bedtime.

Piedmont Medical Center
222 S. Herlong Avenue
Rock Hill, SC 29732-1158

Patient:	SULLIVAN, THOMAS D	Attending Provider:	DONAHUE DO, JEANA
MRN #:	610017	Admission Date:	6/10/2019
Account #:	111445250	Discharge Date:	6/15/2019
DOB/Age/Sex:	12/30/1950 / 72 years / Male	Lab Medical Director(s):	Robert E. Thomas Jr., MD

Discharge Documentation/Instructions

Final Active Medication List:

We have provided this final list of active medications as a courtesy so that you can easily update your home records and provide to your physicians. These are the only medications that you should be taking. Please review carefully and let us know if you have any questions or concerns.

acetaminophen-HYDROcodone (acetaminophen-HYDROcodone 325 mg-5 mg oral tablet) 1 tablet(s) Oral
Every 4 hours scheduled as needed Pain Moderate.

amLODIPine 5 Milligram Oral Daily.

aspirin 325 Milligram Oral Daily.

atorvastatin 20 Milligram Oral Daily.

busPIRone (BuSpar Dividose 15 mg oral tablet) 1 tablet(s) Oral Three times a day.

metoprolol 12.5 Milligram Oral Twice daily.

mirtazapine (Remeron) 45 Milligram Oral Nightly at bedtime.

omeprazole 20 Milligram Oral Twice daily before meals.

tamsulosin 0.4 Milligram Oral Daily.

traZODone (traZODone 100 mg oral tablet) 1 tablet(s) Oral Nightly at bedtime.

venlafaxine (venlafaxine 75 mg oral capsule, extended release) 1 capsule(s) Oral Daily.

Take only the medications listed above. Contact your doctor prior to taking any medications NOT on this list.

Patient Addendums:

Document Type:
Document Subject:
Document Date/Time:
Document Status:
Performed By:
Authenticated By:

IP Patient Depart Summary
IP Patient Depart Summary
6/18/2019 08:52 EDT
Modified
Miller LPN, Rosellian (6/18/2019 08:52 EDT)
Miller LPN, Rosellian (6/18/2019 08:52 EDT)

Piedmont Medical Center
222 S. Herlong Avenue
Rock Hill, SC 29732-1158

Patient:	SULLIVAN, THOMAS D	Attending Provider:	DONAHUE DO,JEANA
MRN #:	610017	Admission Date:	6/10/2019
Account #:	111445250	Discharge Date:	6/15/2019
DOB/Age/Sex:	12/30/1950 / 72 years / Male	Lab Medical Director(s):	Robert E. Thomas Jr., MD

Discharge Documentation/Instructions

IP Patient Depart Summary

Piedmont Medical Center

Patient Discharge Instructions

Name: SULLIVAN, THOMAS D

Current Date: 06/18/2019 08:52:12

DOB: 12/30/1950 MRN: 610017 FIN: 111445250

Weight kg:

Patient Address: 288 SOUTHSIDE RD ROCK HILL SC 29730-8521

Patient Phone: 8034121298

Primary Care Provider:

Name: PCP, NO

Phone:

Piedmont Medical Center would like to thank you for allowing us to assist you with your healthcare needs. The following includes patient education materials and information regarding your injury/illness.

Your important health information, including your test results, is available online through My Patient Portal. **If you did not sign up for My Patient Portal during your hospital stay, please call the hospital to enroll.** If you have signed up and need assistance logging in to My Patient Portal, please call 1-888-252-8149. For questions regarding medications or other health concerns after discharge, please contact your physician's office.

Allergies & Adverse Reactions: FLUoxetine

Discharge Diagnosis: Closed intertrochanteric fracture; Intertrochanteric fracture of left hip

Discharge Orders:

Follow-up Instructions

Piedmont Medical Center
 222 S. Herlong Avenue
 Rock Hill, SC 29732-1158

Patient:	SULLIVAN, THOMAS D	Attending Provider:	DONAHUE DO, JEANA
MRN #:	610017	Admission Date:	6/10/2019
Account #:	111445250	Discharge Date:	6/15/2019
DOB/Age/Sex:	12/30/1950 / 72 years / Male	Lab Medical Director(s):	Robert E. Thomas Jr., MD

Discharge Documentation/Instructions

With:	Address:	When:
EDWARD BROWN	197 PIEDMONT BOULEVARD ROCK HILL, SC 29732 8033286306 Business (1)	Within 5 to 7 days

Comments:
 office will call with appointment, have to work in schedule

With:	Address:	When:
Follow up with primary care provider		Within 5 to 7 days
Comments:		
at rehab		

If you have a problem and are not able to contact your primary care provider, please return to the hospital's Emergency Department at any time.

Comment:

Medication Notes:

Additional Medications

Other (Non-Electronically Routed and Non-Printed Medications)

acetaminophen-HYDROcodone (acetaminophen-HYDROcodone 325 mg-5 mg oral tablet) 1 tablet(s) Oral
 Every 4 hours scheduled as needed Pain Moderate.
 Last Dose Given _____ Take next dose _____

Continue or Start taking these medications

Other (Non-Electronically Routed and Non-Printed Medications)

amLODIPine 5 Milligram Oral Daily. -613-
 Last Dose Given _____ Take next dose _____

Piedmont Medical Center
222 S. Herlong Avenue
Rock Hill, SC 29732-1158

Patient: SULLIVAN, THOMAS D
MRN #: 610017
Account #: 111445250
DOB/Age/Sex: 12/30/1950 / 72 years / Male

Attending Provider: DONAHUE DO,JEANA
Admission Date: 6/10/2019
Discharge Date: 6/15/2019
Lab Medical Director(s): Robert E. Thomas Jr., MD

Discharge Documentation/Instructions

aspirin 325 Milligram Oral Daily.

Last Dose Given _____ Take next dose _____

atorvastatin 20 Milligram Oral Daily.

Last Dose Given _____ Take next dose _____

busPIRone (BuSpar Dividose 15 mg oral tablet) 1 tablet(s) Oral Three times a day.

Last Dose Given _____ Take next dose _____

metoprolol 12.5 Milligram Oral Twice daily.

Last Dose Given _____ Take next dose _____

mirtazapine (Remeron) 45 Milligram Oral Nightly at bedtime.

Last Dose Given _____ Take next dose _____

omeprazole 20 Milligram Oral Twice daily before meals.

Last Dose Given _____ Take next dose _____

tamsulosin 0.4 Milligram Oral Daily.

Last Dose Given _____ Take next dose _____

traZODone (traZODone 100 mg oral tablet) 1 tablet(s) Oral Nightly at bedtime.

Last Dose Given _____ Take next dose _____

venlafaxine (venlafaxine 75 mg oral capsule, extended release) 1 capsule(s) Oral Daily.

Last Dose Given _____ Take next dose _____

STOP taking these medications

simvastatin 10 Milligram Oral Nightly at bedtime.

Your discharge prescriptions may be printed, called in, or transmitted electronically to the pharmacy. If there are any issues with your prescriptions, please call the physician.

Final Active Medication List:

We have provided this final list of active medications as a courtesy so that you can easily update your home records and provide to your physician(s). These are the only medications that you should be taking. Please review carefully and contact your doctor prior to taking any medications NOT on this list.

acetaminophen-HYDROcodone (acetaminophen-HYDROcodone 325 mg-5 mg oral tablet) 1 tablet(s) Oral Every 4 hours scheduled as needed Pain Moderate.

Piedmont Medical Center
222 S. Herlong Avenue
Rock Hill, SC 29732-1158

Patient: SULLIVAN, THOMAS D
MRN #: 610017
Account #: 111445250
DOB/Age/Sex: 12/30/1950 / 72 years / Male

Attending Provider: DONAHUE DO, JEANA
Admission Date: 6/10/2019
Discharge Date: 6/15/2019
Lab Medical Director(s): Robert E. Thomas Jr., MD

Discharge Documentation/Instructions

- amLODIPine 5 Milligram Oral Daily.
- aspirin 325 Milligram Oral Daily.
- atorvastatin 20 Milligram Oral Daily.
- busPIRone (BuSpar Dividose 15 mg oral tablet) 1 tablet(s) Oral Three times a day.
- metoprolol 12.5 Milligram Oral Twice daily.
- mirtazapine (Remeron) 45 Milligram Oral Nightly at bedtime.
- omeprazole 20 Milligram Oral Twice daily before meals.
- tamsulosin 0.4 Milligram Oral Daily.
- traZODone (traZODone 100 mg oral tablet) 1 tablet(s) Oral Nightly at bedtime.
- venlafaxine (venlafaxine 75 mg oral capsule, extended release) 1 capsule(s) Oral Daily.

Medication Leaflets

Patient Education

I, SULLIVAN, THOMAS D, and/or designee, have received the attached patient education materials/instructions and have verbalized understanding:

Patient and/or Designee Signature

Date/Time

Piedmont Medical Center
222 S. Herlong Avenue
Rock Hill, SC 29732-1158

Patient: SULLIVAN, THOMAS D
MRN #: 610017
Account #: 111445250
DOB/Age/Sex: 12/30/1950 / 72 years / Male

Attending Provider: DONAHUE DO,JEANA
Admission Date: 6/10/2019
Discharge Date: 6/15/2019
Lab Medical Director(s): Robert E. Thomas Jr., MD

Discharge Documentation/Instructions

Nurse Signature

Date/Time

Provider Signature (Optional)

Date/Time

DOB: 12/30/1950

MRN: 610017

FIN: 111445250

Piedmont Medical Center
 222 S. Herlong Avenue
 Rock Hill, SC 29732-1158

Patient:	SULLIVAN, THOMAS D	Attending Provider:	DONAHUE DO,JEANA
MRN #:	610017	Admission Date:	6/10/2019
Account #:	111445250	Discharge Date:	6/15/2019
DOB/Age/Sex:	12/30/1950 / 72 years / Male	Lab Medical Director(s):	Robert E. Thomas Jr., MD

Physician Progress Notes

Document Type:	Progress Note EMR No Cosign
Document Subject:	Ortho PN
Document Date/Time:	6/10/2019 15:21 EDT
Document Status:	Auth (Verified)
Performed By:	BROWN III MD,EDWARD C (6/10/2019 15:23 EDT)
Authenticated By:	BROWN III MD,EDWARD C (6/10/2019 15:23 EDT)

Progress Note

Date/Time Note Created: 06/10/2019 15:21

Date/Time Patient Seen: _
 XR Hip And L femur Reviewed. Healed past Midshaft fracture with displacement. L hip IT fx nondisplaced

P: Posting For OR TUES 6/11/19 for ORIF L Hip IT fx NPO p MN

Fullnote to follow.

E Brown MD

Electronically Signed On 06/10/19 15:23 EDT

BROWN III MD, EDWARD C

Document Type:	Progress Note EMR No Cosign SOAP
Document Subject:	Hospitalist progress note
Document Date/Time:	6/14/2019 12:49 EDT
Document Status:	Auth (Verified)
Performed By:	CHURCH DO,JEANA (6/14/2019 12:54 EDT)
Authenticated By:	[CHURCH DO,JEANA; CHURCH DO,JEANA (6/14/2019 14:29 EDT)]

Progress Note

Date/Time Note Created: 06/14/2019 12:49

Subjective:
 Patient is a 68-year-old male currently admitted for medical management and treatment of left hip fracture. Patient is status post surgical day 1. Patient seen and evaluated after surgery. Patient states he is doing well today. He states he feels like the congestion in his chest is looser and his breathing is better. He continues to deny any shortness of breath. He denies any nausea, vomiting, diarrhea, abdominal pain, or chest pain. He states he has been working with physical therapy.

Objective:

Vital Signs:

Last Charted:

24 Hr Minimum:

24 Hr Maximum:

Piedmont Medical Center
 222 S. Herlong Avenue
 Rock Hill, SC 29732-1158

Patient:	SULLIVAN, THOMAS D	Attending Provider:	DONAHUE DO,JEANA
MRN #:	610017	Admission Date:	6/10/2019
Account #:	111445250	Discharge Date:	6/15/2019
DOB/Age/Sex:	12/30/1950 / 72 years / Male	Lab Medical Director(s):	Robert E. Thomas Jr., MD

Physician Progress Notes

Temp F	99.9	(06/14 11:19)	98.2	(06/14 03:45)	100.2	(06/14 07:49)
Heart Rate	114 (H)	(06/14 11:19)	100	(06/14 00:11)	130 (H)	(06/13 16:00)
Resp Rate	18	(06/14 11:19)	16	(06/13 19:40)	19	(06/14 03:45)
SBP	124	(06/14 11:19)	94	(06/13 19:40)	131	(06/14 07:49)
DBP	65	(06/14 11:19)	57 (L)	(06/14 00:11)	69	(06/14 03:45)
SpO2	90	(06/14 11:19)	90	(06/14 11:19)	96	(06/13 20:15)

Physical Examination:

General: Well developed. Well nourished. Lying in bed, in no acute distress.
 Heart: Regular Rate and rhythm, no gallop, no murmur
 Lungs: Clear to auscultation bilaterally in all fields, no wheezes or rhonchi
 Abdomen: Positive bowel sounds in all four quadrants, soft, non-tender in all four quadrants, no rebound tenderness, no hepatosplenomegaly
 Extremities: Range of motion grossly intact in bilateral upper and lower extremities
 Skin: No erythema or calor. No rash.
 Psych: Alert, Appropriate affect,___

Laboratory Data:

<u>Hematology Basic - Last 36 hours (10)</u>	<u>Result</u>	<u>Date/Time</u>
WBC	7.3	06/14 02:11
RBC	3.55 (L)	06/14 02:11
Hgb	11.0 (L)	06/14 02:11
Hct	32.2 (L)	06/14 02:11
MCV	90.7	06/14 02:11
MCH	30.9	06/14 02:11
MCHC	34.1	06/14 02:11
RDW	14.0	06/14 02:11
Platelet Count	121 (L)	06/14 02:11
MPV	8.0	06/14 02:11

<u>Chemistry Comprehensive - Last 36 hours (14)</u>	<u>Result</u>	<u>Date/Time</u>
Sodium Lvl	135.0	06/14 02:11
Potassium Lvl	3.80	06/14 02:11
Chloride Lvl	99	06/14 02:11
CO2	26.0	06/14 02:11
Glucose Level	104	06/14 02:11
BUN	26	06/14 02:11
Creatinine Lvl	1.5 (H)	06/14 02:11
AGAP	10.0	06/14 02:11
BUN/Creat	17	06/14 02:11
Calcium Lvl	7.80 (L)	06/14 02:11

Piedmont Medical Center
222 S. Herlong Avenue
Rock Hill, SC 29732-1158

Patient:	SULLIVAN, THOMAS D	Attending Provider:	DONAHUE DO,JEANA
MRN #:	610017	Admission Date:	6/10/2019
Account #:	111445250	Discharge Date:	6/15/2019
DOB/Age/Sex:	12/30/1950 / 72 years / Male	Lab Medical Director(s):	Robert E. Thomas Jr., MD

Physician Progress Notes

Osmolality Calc	266 (L)	06/14 02:11
GFR African Am	56 (L)	06/14 02:11
GFR Non African Am	47 (L)	06/14 02:11
Magnesium Lvl	2.09	06/14 02:11

Radiology - Last 36 hours (0)

No results in past 36 hours

Diagnostics - Non-Radiology - Last 36 hours (0)

No results in past 36 hours

Assessment:

Left hip fracture
Acute kidney injury

Plan:

Regarding patient's left hip fracture patient is status post repair with orthopedic surgery, day 3. We will continue to follow the recommendations and allow them to manage patient's pain medications. Patient will continue to work with physical therapy. Patient will need placement in skilled nursing facility for rehabilitation upon discharge.

Regarding patient's chest congestion and difficulty with breathing will continue patient on Mucinex and incentive spirometry. Patient has successfully weaned off of oxygen. We will continue to monitor closely.

Regarding patient's acute kidney injury patient's creatinine rose to 1.5 this morning up from 1.2 therefore we will start patient on normal saline at 100 mls per hour. We will obtain urine sodium and urine creatinine in order to assess if patient's acute kidney injury is prerenal intrinsic or postrenal. Continue to monitor patient's creatinine with morning labs.

We will continue patient's home medications for his chronic medical problems and specifically restart patient's metoprolol now for his increased heart rate.

Patient will likely be discharged tomorrow to skilled nursing facility for rehabilitation if his acute kidney injury is resolved.

Morning labs include CBC, BMP, and magnesium

Patient is critically ill with left hip fracture requiring shin for medical management and treatment. Patient will continue to be monitored closely. Further medical management will be based on results of testing and response to therapy. Anticipate discharge within the next 24-48 hours.

Electronically Signed On 06/14/19 14:29 EDT

CHURCH DO, JEANA

Piedmont Medical Center
 222 S. Herlong Avenue
 Rock Hill, SC 29732-1158

Patient:	SULLIVAN, THOMAS D	Attending Provider:	DONAHUE DO,JEANA
MRN #:	610017	Admission Date:	6/10/2019
Account #:	111445250	Discharge Date:	6/15/2019
DOB/Age/Sex:	12/30/1950 / 72 years / Male	Lab Medical Director(s):	Robert E. Thomas Jr., MD

Physician Progress Notes

Document Type:	Progress Note EMR No Cosign SOAP
Document Subject:	Hospitalist progress note
Document Date/Time:	6/13/2019 14:51 EDT
Document Status:	Auth (Verified)
Performed By:	CHURCH DO,JEANA (6/13/2019 14:54 EDT)
Authenticated By:	[CHURCH DO,JEANA; CHURCH DO,JEANA (6/13/2019 14:55 EDT)]; CHURCH DO,JEANA (6/13/2019 14:55 EDT)

Progress Note

Date/Time Note Created: 06/13/2019 14:51

Subjective:

Patient is a 68-year-old male currently admitted for medical management and treatment of left hip fracture. Patient is status post surgical day 1. Patient seen and evaluated after surgery. Patient states he is doing well today. He states he feels like the congestion in his chest is looser and his breathing is better. He states he has not coughed anything up yet but feels like he would be close to doing this. He continues to deny any shortness of breath. He denies any nausea, vomiting, diarrhea, abdominal pain, or chest pain. He states he has been working with physical therapy.

Objective:

<u>Vital Signs:</u>	<u>Last Charted:</u>	<u>24 Hr Minimum:</u>	<u>24 Hr Maximum:</u>
Temp C Converted	36.3 (06/13 12:00)	36.3 (06/13 12:00)	37.2 (06/12 15:44)
Temp F	97.3 (L) (06/13 12:00)	97.3 (L) (06/13 12:00)	98.9 (06/12 15:44)
Heart Rate	115 (H) (06/13 12:00)	103 (H) (06/12 20:00)	115 (H) (06/13 12:00)
Resp Rate	18 (06/13 12:00)	18 (06/12 15:44)	18 (06/12 15:44)
SBP	121 (06/13 12:00)	121 (06/13 12:00)	135 (06/13 08:18)
DBP	65 (06/13 12:00)	56 (L) (06/13 08:00)	76 (06/12 15:44)
SpO2	94 (06/13 12:00)	93 (06/12 15:44)	97 (06/13 08:00)

Physical Examination:

General: Well developed, Well nourished. Lying in bed, in no acute distress.
Heart: Regular Rate and rhythm, no gallop, no murmur
Lungs: Clear to auscultation bilaterally in all fields, no wheezes or rhonchi
Abdomen: Positive bowel sounds in all four quadrants, soft, non-tender in all four quadrants, no rebound tenderness, no hepatosplenomegaly
Extremities: Range of motion grossly intact in bilateral upper and lower extremities
Skin: No erythema or calor. No rash.
Psych: Alert, Appropriate affect.

Laboratory Data:

<u>Hematology Basic - Last 36 hours (22)</u>	<u>Result</u>	<u>Date/Time</u>
WBC	9.6	06/13 04:48
RBC	3.98 (L)	06/13 04:48
Hgb	12.3 (L)	06/13 04:48

Piedmont Medical Center
222 S. Herlong Avenue
Rock Hill, SC 29732-1158

Patient:	SULLIVAN, THOMAS D	Attending Provider:	DONAHUE DO,JEANA
MRN #:	610017	Admission Date:	6/10/2019
Account #:	111445250	Discharge Date:	6/15/2019
DOB/Age/Sex:	12/30/1950 / 72 years / Male	Lab Medical Director(s):	Robert E. Thomas Jr., MD

Physician Progress Notes

Hct	36.0 (L)	06/13 04:48
MCV	90.6	06/13 04:48
MCH	31.0	06/13 04:48
MCHC	34.2	06/13 04:48
RDW	14.0	06/13 04:48
Platelet Count	116 (L)	06/13 04:48
MPV	8.3	06/13 04:48
NRBC Auto Abs	0.0	06/12 04:58
NRBC Auto Rel	0.0	06/12 04:58
Neutrophil Rel	72.7	06/12 04:58
Lymphocyte Rel	12.4 (L)	06/12 04:58
Monocyte Rel	13.2 (H)	06/12 04:58
Eosinophil Rel	1.2	06/12 04:58
Basophil Rel	0.5	06/12 04:58
Neutrophil Abs	6.7 (H)	06/12 04:58
Lymphocyte Abs	1.1 (L)	06/12 04:58
Monocyte Abs	1.2 (H)	06/12 04:58
Eosinophil Abs	0.1	06/12 04:58
Basophil Abs	0.0	06/12 04:58
<u>Chemistry Comprehensive - Last 36 hours (14)</u>		<u>Result</u> <u>Date/Time</u>
Sodium Lvl	135.0	06/13 04:48
Potassium Lvl	3.80	06/13 04:48
Chloride Lvl	100	06/13 04:48
CO2	26.0	06/13 04:48
Glucose Level	118 (H)	06/13 04:48
BUN	18	06/13 04:48
Creatinine Lvl	1.2 (H)	06/13 04:48
AGAP	9.0	06/13 04:48
BUN/Creat	15	06/13 04:48
Calcium Lvl	8.20 (L)	06/13 04:48
Osmolality Calc	264 (L)	06/13 04:48
GFR African Am	>60	06/13 04:48
GFR Non African Am	60	06/13 04:48
Magnesium Lvl	2.12	06/13 04:48

Radiology - Last 36 hours (2)
XR Chest 1 View Portable (06/11 16:25)
findings: None.

Piedmont Medical Center
222 S. Herlong Avenue
Rock Hill, SC 29732-1158

Patient:	SULLIVAN, THOMAS D	Attending Provider:	DONAHUE DO,JEANA
MRN #:	610017	Admission Date:	6/10/2019
Account #:	111445250	Discharge Date:	6/15/2019
DOB/Age/Sex:	12/30/1950 / 72 years / Male	Lab Medical Director(s):	Robert E. Thomas Jr., MD

Physician Progress Notes

IMPRESSION:

- 1. No acute disease.

This report generated using voice recognition software which is associated with an increase in transcription errors.

Workstation Hostname: PMCDKSRAD008

Transcribed using Powerscribe voice dictation software.

XR Hip 1 View Left (06/11 15:05)

FINDINGS:

Image quality: Adequate

SOFT TISSUES: Skin stable line laterally with postoperative subcutaneous air.

JOINTS: Intact with normal femoral-acetabular alignment.

Mineralization: Normal.

BONES: Intervening pin fixation of the left femoral intertrochanteric fracture. Old healed fracture of the femoral diaphysis.

IMPRESSION:

- 1. ORIF of left femoral intertrochanteric fracture.

This report generated using voice recognition software which is associated with an increase in transcription errors.

Workstation Hostname: PMCDKSRAD008

Transcribed using Powerscribe voice dictation software.

Diagnostics - Non-Radiology - Last 36 hours (0)
No results in past 36 hours

Assessment:

Left hip fracture_

Plan:

Piedmont Medical Center
 222 S. Herlong Avenue.
 Rock Hill, SC 29732-1158

Patient:	SULLIVAN, THOMAS D	Attending Provider:	DONAHUE DO,JEANA
MRN #:	610017	Admission Date:	6/10/2019
Account #:	111445250	Discharge Date:	6/15/2019
DOB/Age/Sex:	12/30/1950 / 72 years / Male	Lab Medical Director(s):	Robert E. Thomas Jr., MD

Physician Progress Notes

Regarding patient's left hip fracture patient is status post repair with orthopedic surgery, day 2. We will continue to follow the recommendations and allow them to manage patient's pain medications. Patient will continue to work with physical therapy. Patient will need placement in skilled nursing facility for rehabilitation upon discharge.

Regarding patient's chest congestion and difficulty with breathing will continue patient on Muclnex and incentive splometry. Patient also currently on oxygen and maintaining well saturations and not on hormone oxygen at home therefore will wean patient off oxygen today. We will continue to monitor closely.

We will continue patient's home medications for his chronic medical problems and specifically restart patient's metoprolol now for his increased heart rate.

Patient will likely be discharged tomorrow to skilled nursing facility for rehabilitation

Morning labs include CBC, BMP, and magnesium

Patient is critically ill with left hip fracture requiring shln for medical management and treatment. Patient will continue to be monitored closely. Further medical management will be based on results of testing and response to therapy. Anticipate discharge within the next 24-48 hours.

Electronically Signed On 06/19/19 14:55 EDT

CHURCH DO, JEANA

Document Type:	Progress Note EMR No Cosign SOAP
Document Subject:	Hospitalist progress note
Document Date/Time:	6/12/2019 13:55 EDT
Document Status:	Auth (Verified)
Performed By:	CHURCH DO,JEANA (6/12/2019 14:02 EDT)
Authenticated By:	[CHURCH DO,JEANA; CHURCH DO,JEANA (6/12/2019 14:02 EDT)]

Progress Note

Date/Time Note Created: 06/12/2019 13:55

Subjective:

Patient is a 68-year-old male currently admitted for medical management and treatment of left hip fracture. Patient is status post surgical day 1. Patient seen and evaluated after surgery. Patient states he is doing well today. He states he feels like the congestion in his chest is looser. He states he has not coughed anything up yet but feels like he would be close to doing this. He continues to deny any shortness of breath. He denies any nausea, vomiting, diarrhea, abdominal pain, or chest pain.

Objective:

<u>Vital Signs:</u>	<u>Last Charted:</u>	<u>24 Hr Minimum:</u>	<u>24 Hr Maximum:</u>
Temp C Converted	36.8 (06/12 11:48)	36.5 (06/11 14:45)	37 (06/12 07:48)
Temp F	98.2 (06/12 11:48)	97.6 (L) (06/12 00:16)	100.5 (06/11 16:25)

Piedmont Medical Center
222 S. Herlong Avenue
Rock Hill, SC 29732-1158

Patient:	SULLIVAN, THOMAS D	Attending Provider:	DONAHUE DO,JEANA
MRN #:	610017	Admission Date:	6/10/2019
Account #:	111445250	Discharge Date:	6/15/2019
DOB/Age/Sex:	12/30/1950 / 72 years / Male	Lab Medical Director(s):	Robert E. Thomas Jr., MD

Physician Progress Notes

Heart Rate	86	(06/12 11:48)	86	(06/12 11:48)	136 (H)	(06/11 16:40)
Resp Rate	18	(06/12 11:48)	18	(06/11 14:45)	20	(06/11 14:50)
SBP	118	(06/12 11:48)	111	(06/11 16:10)	175 (H)	(06/11 15:01)
DBP	65	(06/12 11:48)	59 (L)	(06/12 00:16)	103 (H)	(06/11 18:27)
SpO2	95	(06/12 11:48)	88	(06/11 17:40)	100	(06/12 00:16)

Physical Examination:

General: Well developed. Well nourished. Lying in bed, in no acute distress.

Heart: Regular Rate and rhythm, no gallop, no murmur

Lungs: Clear to auscultation bilaterally in all fields with slightly decreased breath sounds throughout, no wheezes or rhonchi

Abdomen: Positive bowel sounds in all four quadrants, soft, non-tender in all four quadrants, no rebound tenderness, no hepatosplenomegaly

Extremities: Range of motion grossly intact in bilateral upper and lower extremities

Skin: No erythema or calor. No rash.

Psych: Alert, Appropriate affect.

Laboratory Data:

<u>Hematology Basic - Last 36 hours (22)</u>	<u>Result</u>	<u>Date/Time</u>
WBC	9.2	06/12 04:58
RBC	3.97 (L)	06/12 04:58
Hgb	11.9 (L)	06/12 04:58
Hct	36.2 (L)	06/12 04:58
MCV	91.2	06/12 04:58
MCH	30.0	06/12 04:58
MCHC	32.9 (L)	06/12 04:58
RDW	14.4	06/12 04:58
Platelet Count	110 (L)	06/12 04:58
MPV	7.6	06/12 04:58
NRBC Auto Abs	0.0	06/12 04:58
NRBC Auto Rel	0.0	06/12 04:58
Neutrophil Rel	72.7	06/12 04:58
Lymphocyte Rel	12.4 (L)	06/12 04:58
Monocyte Rel	13.2 (H)	06/12 04:58
Eosinophil Rel	1.2	06/12 04:58
Basophil Rel	0.5	06/12 04:58
Neutrophil Abs	6.7 (H)	06/12 04:58
Lymphocyte Abs	1.1 (L)	06/12 04:58
Monocyte Abs	1.2 (H)	06/12 04:58
Eosinophil Abs	0.1	06/12 04:58
Basophil Abs	0.0	06/12 04:58

Piedmont Medical Center
 222 S. Herlong Avenue
 Rock Hill, SC 29732-1158

Patient: SULLIVAN, THOMAS D
 MRN #: 610017
 Account #: 111445250
 DOB/Age/Sex: 12/30/1950 / 72 years / Male

Attending Provider: DONAHUE DO, JEANA
 Admission Date: 6/10/2019
 Discharge Date: 6/15/2019
 Lab Medical Director(s): Robert E. Thomas Jr., MD

Physician Progress Notes

<u>Chemistry Comprehensive - Last 36 hours (14)</u>	<u>Result</u>	<u>Date/Time</u>
Sodium Lvl	136.0	06/12 04:58
Potassium Lvl	3.70	06/12 04:58
Chloride Lvl	99	06/12 04:58
CO2	27.0	06/12 04:58
Glucose Level	118 (H)	06/12 04:58
BUN	13	06/12 04:58
Creatinine Lvl	1.1	06/12 04:58
AGAP	10.0	06/12 04:58
BUN/Creat	12	06/12 04:58
Calcium Lvl	8.20 (L)	06/12 04:58
Osmolality Calc	264 (L)	06/12 04:58
GFR African Am	>60	06/12 04:58
GFR Non African Am	>60	06/12 04:58
Magnesium Lvl	1.38 (L)	06/12 04:58

Radiology - Last 36 hours (5)

XR Chest 1 View Portable (06/11 16:25)
 findings: None.

IMPRESSION:

1. No acute disease.

This report generated using voice recognition software which is associated with an increase in transcription errors.

Workstation Hostname: PMCDKSRAD008

Transcribed using Powerscribe voice dictation software.

XR Hip 1 View Left (06/11 15:05)

FINDINGS:

Image quality: Adequate

SOFT TISSUES: Skin stable line laterally with postoperative subcutaneous air.

JOINTS: Intact with normal femoral-acetabular alignment.

Mineralization: Normal.

BONES: Intervening pin fixation of the left femoral intertrochanteric fracture. Old healed fracture of the femoral diaphysis.

Piedmont Medical Center
222 S. Herlong Avenue
Rock Hill, SC 29732-1158

Patient:	SULLIVAN, THOMAS D	Attending Provider:	DONAHUE DO,JEANA
MRN #:	610017	Admission Date:	6/10/2019
Account #:	111445250	Discharge Date:	6/15/2019
DOB/Age/Sex:	12/30/1950 / 72 years / Male	Lab Medical Director(s):	Robert E. Thomas Jr., MD

Physician Progress Notes

IMPRESSION:

1. ORIF of left femoral Intertrochanteric fracture.

This report generated using voice recognition software which is associated with an increase in transcription errors.

Workstation Hostname: PMCDKRAD008

Transcribed using Powerscribe voice dictation software.

XR Hip 2 Views Left (06/11 13:00)

Impression:

1. Intraoperative findings as above

Workstation Hostname: PMCRADYORK

Transcribed using Powerscribe voice dictation software.

XR Femur Minimum 2 Views Left (06/10 14:19)

IMPRESSION:

1. Intertrochanteric left hip fracture.
2. Remote fracture deformity of the mid femoral shaft.

Workstation Hostname: PMCRADYORK

Transcribed using Powerscribe voice dictation software.

XR Chest 1 View Portable (06/10 14:19)

FINDINGS: The trachea is midline. The cardiac silhouette is not enlarged. No pneumothorax. Small left pleural effusion. Mild irregularities of the posterior left fifth and sixth ribs.

IMPRESSION:

1. Small left pleural effusion.
2. Mild cortical irregularities of the posterior left fifth and sixth ribs. Clinical correlation with point tenderness recommended for fracture here.

Workstation Hostname: PMCDKRAD004

Transcribed using Powerscribe voice dictation software.

Diagnostocs - Non-Radiology - Last 36 hours (0)
No results in past 36 hours

Piedmont Medical Center
222 S. Herlong Avenue
Rock Hill, SC 29732-1158

Patient:	SULLIVAN, THOMAS D	Attending Provider:	DONAHUE DO,JEANA
MRN #:	610017	Admission Date:	6/10/2019
Account #:	111445260	Discharge Date:	6/15/2019
DOB/Age/Sex:	12/30/1950 / 72 years / Male	Lab Medical Director(s):	Robert E. Thomas Jr., MD

Physician Progress Notes

Assessment:

Left hip fracture_

Plan:

Regarding patient's left hip fracture patient is status post repair with orthopedic surgery, day 1. We will continue to follow the recommendations and allow them to manage patient's pain medications. Patient will continue to work with physical therapy.

Regarding patient's chest congestion and difficulty with breathing will continue patient on Mucinex. Chest x-ray yesterday did not show any acute findings. However patient is not taking deeper breaths therefore will order incentive spirometry in order to avoid development of pneumonia. We will continue to monitor closely.

We will continue patient's home medications for his chronic medical problems and specifically restart patient's metoprolol now for his increased heart rate.

Morning labs include CBC, BMP, and magnesium

Patient is critically ill with left hip fracture requiring shin for medical management and treatment. Patient will continue to be monitored closely. Further medical management will be based on results of testing and response to therapy. Anticipate discharge within the next 24-48 hours.

Electronically Signed On 06/12/19 14:02 EDT

CHURCH DO, JEANA

Document Type:

Progress Note EMR No Cosign SOAP

Document Subject:

6/11/2019 16:44 EDT

Document Date/Time:

Auth (Verified)

Document Status:

CHURCH DO,JEANA (6/11/2019 16:48 EDT)

Performed By:

[CHURCH DO,JEANA; CHURCH DO,JEANA (6/11/2019 16:48

Authenticated By:

EDT)]; CHURCH DO,JEANA (6/11/2019 16:48 EDT)

Progress Note

Date/Time Note Created: 06/11/2019 16:44

Subjective:

Patient is a 68-year-old male currently admitted for medical management and treatment of left hip fracture. Patient is status post surgical repair as of today. Patient seen and evaluated after surgery. Patient having some reported difficulty breathing. He states he does not feel short of breath but just feels very congested in his chest. Patient also had elevated temperature taken by nursing well was in the room. Patient also has some elevated heart rate however this may be contributed to his not receiving his beta-blocker. He states he does not have any pain in his chest and denies any nausea, vomiting, diarrhea, or abdominal pain. He states he felt congested in his chest prior to having surgery. He states otherwise he is doing fine and his pain is well controlled.

Objective:

Vital Signs:

Last Charted:

24 Hr Minimum:

24 Hr Maximum:

Piedmont Medical Center
222 S. Herlong Avenue
Rock Hill, SC 29732-1158

Patient:	SULLIVAN, THOMAS D	Attending Provider:	DONAHUE DO,JEANA
MRN #:	610017	Admission Date:	6/10/2019
Account #:	111445250	Discharge Date:	6/15/2019
DOB/Age/Sex:	12/30/1950 / 72 years / Male	Lab Medical Director(s):	Robert E. Thomas Jr., MD

Physician Progress Notes

Temp F	100.5	(06/11 16:25)	97.7 (L)	(06/11 14:45)	100.5	(06/11 16:25)
Heart Rate	130 (H)	(06/11 16:25)	100	(06/11 14:55)	133 (H)	(06/11 16:10)
Resp Rate	18	(06/11 16:25)	16	(06/11 07:56)	20	(06/11 14:50)
SBP	115	(06/11 16:25)	111	(06/11 16:10)	175 (H)	(06/11 15:01)
DBP	89	(06/11 16:25)	74	(06/11 14:50)	97 (H)	(06/11 00:00)
SpO2	98	(06/11 16:25)	98	(06/11 07:56)	98	(06/10 20:00)
Height	170	(06/10 17:40)				

Physical Examination:

General: Well developed. Well nourished. Lying in bed, in no acute distress.

Heart: Regular Rate and rhythm, no gallop, no murmur

Lungs: Decreased and coarse breath sounds throughout, no wheezing or crackles noted.

Abdomen: Positive bowel sounds in all four quadrants, soft, non-tender in all four quadrants, no rebound tenderness, no hepatosplenomegaly

Extremities: Range of motion grossly intact in bilateral upper and lower extremities

Skin: No erythema or calor. No rash.

Psych: Alert, Appropriate affect.

Laboratory Data:

<u>Hematology Basic - Last 36 hours (22)</u>	<u>Result</u>	<u>Date/Time</u>
WBC	8.3	06/11 04:29
RBC	4.70	06/11 04:29
Hgb	14.5	06/11 04:29
Hct	42.5	06/11 04:29
MCV	90.4	06/11 04:29
MCH	30.8	06/11 04:29
MCHC	34.1	06/11 04:29
RDW	14.1	06/11 04:29
Platelet Count	164	06/11 04:29
MPV	7.8	06/11 04:29
NRBC Auto Abs	0.0	06/11 04:29
NRBC Auto Rel	0.0	06/11 04:29
Neutrophil Rel	63.7	06/11 04:29
Lymphocyte Rel	18.4 (L)	06/11 04:29
Monocyte Rel	15.1 (H)	06/11 04:29
Eosinophil Rel	2.3	06/11 04:29
Basophil Rel	0.5	06/11 04:29
Neutrophil Abs	5.3	06/11 04:29
Lymphocyte Abs	1.5	06/11 04:29
Monocyte Abs	1.3 (H)	06/11 04:29

Piedmont Medical Center
222 S. Herlong Avenue
Rock Hill, SC 29732-1158

Patient:	SULLIVAN, THOMAS D	Attending Provider:	DONAHUE DO,JEANA
MRN #:	610017	Admission Date:	6/10/2019
Account #:	111445250	Discharge Date:	6/15/2019
DOB/Age/Sex:	12/30/1950 / 72 years / Male	Lab Medical Director(s):	Robert E. Thomas Jr., MD

Physician Progress Notes

Eosinophil Abs	0.2	06/11 04:29
Basophil Abs	0.0	06/11 04:29

Chemistry Comprehensive - Last 36 hours (22)

		<u>Result</u>	<u>Date/Time</u>
Sodium Lvl	139.0	06/11 04:29	
Potassium Lvl	4.00	06/11 04:29	
Chloride Lvl	102	06/11 04:29	
CO2	29.0	06/11 04:29	
Glucose Level	115 (H)	06/11 04:29	
BUN	15	06/11 04:29	
Creatinine Lvl	1.2 (H)	06/11 04:29	
AGAP	8.0	06/11 04:29	
BUN/Creat	12	06/11 04:29	
Total Protein	7.1	06/10 13:42	
Albumin Lvl	3.9	06/10 13:42	
Calcium Lvl	8.50 (L)	06/11 04:29	
Bili Total	0.6	06/10 13:42	
Bili Direct	0.2	06/10 13:42	
Bili Indirect	0.4	06/10 13:42	
Alk Phos	126 (H)	06/10 13:42	
AST	29	06/10 13:42	
ALT	22	06/10 13:42	
Globulin	3.2	06/10 13:42	
Osmolality Calc	270 (L)	06/11 04:29	
GFR African Am	>60	06/11 04:29	
GFR Non African Am	60	06/11 04:29	

Radiology - Last 36 hours (6)

XR Hip 1 View Left (06/11 15:05)

FINDINGS:

Image quality: Adequate

SOFT TISSUES: Skin stable line laterally with postoperative subcutaneous air.

JOINTS: Intact with normal femoral-acetabular alignment.

Mineralization: Normal.

BONES: Intervening pin fixation of the left femoral intertrochanteric fracture. Old healed fracture of the femoral diaphysis.

Piedmont Medical Center
222 S. Herlong Avenue
Rock Hill, SC 29732-1158

Patient: SULLIVAN, THOMAS D
MRN #: 610017
Account #: 111445250
DOB/Age/Sex: 12/30/1950 / 72 years / Male

Attending Provider: DONAHUE DO, JEANA
Admission Date: 6/10/2019
Discharge Date: 6/15/2019
Lab Medical Director(s): Robert E. Thomas Jr., MD

Physician Progress Notes

1. ORIF of left femoral Intertrochanteric fracture.

This report generated using voice recognition software which is associated with an increase in transcription errors.

Workstation Hostname: PMCDKSRAD008

Transcribed using Powerscribe voice dictation software.

XR Hip 2 Views Left (06/11 13:00)

Impression:

1. Intraoperative findings as above

Workstation Hostname: PMCRADYORK

Transcribed using Powerscribe voice dictation software.

XR Femur Minimum 2 Views Left (06/10 14:19)

IMPRESSION:

1. Intertrochanteric left hip fracture.
2. Remote fracture deformity of the mid femoral shaft.

Workstation Hostname: PMCRADYORK

Transcribed using Powerscribe voice dictation software.

XR Chest 1 View Portable (06/10 14:19)

FINDINGS: The trachea is midline. The cardiac silhouette is not enlarged. No pneumothorax. Small left pleural effusion. Mild irregularities of the posterior left fifth and sixth ribs.

IMPRESSION:

1. Small left pleural effusion.
2. Mild cortical irregularities of the posterior left fifth and sixth ribs. Clinical correlation with point tenderness recommended for fracture here.

Workstation Hostname: PMCDKSRAD004

Transcribed using Powerscribe voice dictation software.

XR Hip + Pelvis 2 or 3 Views Left (06/10 12:42)

FINDINGS: Frontal view of the pelvis and cross-table lateral view of the left hip demonstrate a nondisplaced Intertrochanteric fracture of the left hip. Pubic rami appear intact. Atherosclerotic vascular disease noted. Lumbar spinal degenerative changes noted.

IMPRESSION: Nondisplaced Intertrochanteric fracture of the left hip. -630-

Piedmont Medical Center
222 S. Herlong Avenue
Rock Hill, SC 29732-1158

Patient:	SULLIVAN, THOMAS D	Attending Provider:	DONAHUE DO, JEANA
MRN #:	610017	Admission Date:	6/10/2019
Account #:	111445250	Discharge Date:	6/15/2019
DOB/Age/Sex:	12/30/1950 / 72 years / Male	Lab Medical Director(s):	Robert E. Thomas Jr., MD

Physician Progress Notes

Workstation Hostname: PMCDSCRAD004

Transcribed using Powerscribe voice dictation software.

CT Head or Brain W/O Contrast (06/10 12:12)

FINDINGS: Multidetector axial scans of the head were obtained through the skull base without contrast. Manual, age related dose optimization techniques utilized. Decreased density in the periventricular white matter is compatible with chronic microvascular ischemic change. Large remote right middle cerebral artery cortical infarct with associated encephalomalacia and gliosis. No abnormalities in radiodensity are observed to suggest acute ischemia or hemorrhage at this time. No mass, shift, or subdural fluid collection is seen. Skull base and calvarium are intact.

IMPRESSION: No acute intracranial process. Chronic microvascular ischemic changes with large remote right MCA infarct.

Workstation Hostname: PMCRADYORK

Transcribed using Powerscribe voice dictation software.

Diagnoses - Non-Radiology - Last 36 hours (0)

No results in past 36 hours

Assessment:

Left hip fracture

Plan:

Regarding patient's left hip fracture patient is status post repair with orthopedic surgery which was done earlier today. We will continue to follow the recommendations and allow them to manage patient's pain medications. Patient will continue to work with physical therapy.

Regarding patient's chest congestion and difficulty with breathing will initiate patient on Mucinex. We will also order chest x-ray in the setting of patient's complaint of difficulty breathing and now that heart rate.

We will continue patient's home medications for his chronic medical problems and specifically restart patient's metoprolol now for his increased heart rate.

Morning labs include CBC, BMP, and magnesium

Patient is critically ill with left hip fracture requiring shln for medical management and treatment. Patient will continue to be monitored closely. Further medical management will be based on results of testing and response to therapy. Anticipate discharge within the next 24-48 hours.

Electronically Signed On 06/11/19 16:48 EDT

CHURCH DO, JEANA

Piedmont Medical Center
222 S. Herlong Avenue
Rock Hill, SC 29732-1158

Patient:	SULLIVAN, THOMAS D	Attending Provider:	DONAHUE DO,JEANA
MRN #:	610017	Admission Date:	6/10/2019
Account #:	111445250	Discharge Date:	6/15/2019
DOB/Age/Sex:	12/30/1950 / 72 years / Male	Lab Medical Director(s):	Robert E. Thomas Jr., MD

Emergency/Urgent Care

Document Type:	ED Note-Physician
Document Subject:	Fall
Document Date/Time:	6/10/2019 12:41 EDT
Document Status:	Auth (Verified)
Performed By:	Gase,Hailey (6/10/2019 12:43 EDT)
Authenticated By:	[MONAGHAN MD,GREGORY T; MONAGHAN MD,GREGORY T (6/11/2019 09:17 EDT)]; Gase,Hailey (6/10/2019 14:52 EDT); Gase,Hailey (6/10/2019 14:16 EDT); Gase,Hailey (6/10/2019 14:09 EDT); Gase,Hailey (6/10/2019 13:21 EDT)

Fall

Patient: SULLIVAN, THOMAS D MRN: 610017 FIN: 111445250
Age: 68 years Sex: Male DOB: 12/30/1950
Associated Diagnoses: Closed Intertrochanteric fracture
Author: Gase, Hailey

Basic Information

Time seen: Date & time 06/10/2019 13:19:00.

History source: Patient.

Arrival mode: Private vehicle.

History limitation: None.

Additional Information: Chief Complaint from Nursing Triage Note : Chief Complaint

06/10/2019 11:49 EDT Chief Complaint Pt reports fall at store today resultin in left hip pain ("my hip dislocated") pt reports also hitting his head. .

History of Present Illness

The patient presents following fall.

Patient is a 68 year old male with PMHx of anxiety, HTN, BPH and previous CVA (aspiring; left side defect) who presents to the ED for evaluation status post fall. Patient states that he was at a grocery store and he fell over a rug. Patient states that he fell onto the left side of his body and onto his head. Patient denies any pain beside his left hip pain. Patient states that he felt fine earlier today. Patient denies fever, chills, headache, lightheadedness/dizziness, focal weakness/paresthesia, neck pain/stiffness, chest pain, SOB, abdominal pain, nausea, vomiting, diarrhea, or dysuria..

Review of Systems

Constitutional symptoms: Negative except as documented in HPI.

Skin symptoms: Negative except as documented in HPI.

Eye symptoms: Negative except as documented in HPI.

ENMT symptoms: Negative except as documented in HPI.

Respiratory symptoms: Negative except as documented in HPI.

Cardiovascular symptoms: Negative except as documented in HPI.

Gastrointestinal symptoms: Negative except as documented in HPI.

Genitourinary symptoms: Negative except as documented in HPI.

Musculoskeletal symptoms: Negative except as documented in HPI.

Neurologic symptoms: Negative except as documented in HPI.

Psychiatric symptoms: Negative except as documented in HPI.

Health Status

Allergies:

Allergic Reactions (All)

Severity Not Documented

FLUoxetine- No reactions were documented., Per Nurse's Notes.-632-

Medications: None, Per Nurse's Notes.

Piedmont Medical Center
 222 S. Herlong Avenue
 Rock Hill, SC 29732-1158

Patient:	SULLIVAN, THOMAS D	Attending Provider:	DONAHUE DO, JEANA
MRN #:	610017	Admission Date:	6/10/2019
Account #:	111445250	Discharge Date:	6/15/2019
DOB/Age/Sex:	12/30/1950 / 72 years / Male	Lab Medical Director(s):	Robert E. Thomas Jr., MD

Emergency/Urgent Care

Immunizations: Up to date, per nurse's notes.

Past Medical/ Family/ Social History

Surgical history: Negative, Per Nurse's Notes.
 Family history: Not significant, Per Nurse's Notes.
 Social history: Alcohol use: Denies, Tobacco use: Denies, Drug use: Denies, Per Nurse's Notes.
 Problem list:

All Problems

- CVA (cerebral vascular accident) / 345635016 / Confirmed
- HTN (hypertension) / 1215744012 / Confirmed
- BPH (benign prostatic hyperplasia) / 2773715017 / Confirmed, per nurse's notes.

Additional Past History: Active Problems (3)

- BPH (benign prostatic hyperplasia)
- CVA (cerebral vascular accident)
- HTN (hypertension)

Physical Examination

Vital Signs

<u>Vital Signs:</u>	<u>Last Charted:</u>	<u>24 Hr Minimum:</u>	<u>24 Hr Maximum:</u>
Temp C Converted	36.6 (06/10 11:49)	36.6 (06/10 11:49)	36.6 (06/10 11:49)
Temp F	97.9 (L) (06/10 11:49)	97.9 (L) (06/10 11:49)	97.9 (L) (06/10 11:49)
Heart Rate	84 (06/10 11:49)	84 (06/10 11:49)	84 (06/10 11:49)
Resp Rate	16 (06/10 11:49)	16 (06/10 11:49)	16 (06/10 11:49)
SBP	151 (H) (06/10 11:49)	151 (H) (06/10 11:49)	151 (H) (06/10 11:49)
DBP	73 (06/10 11:49)	73 (06/10 11:49)	73 (06/10 11:49)
SpO2	93 (06/10 11:49)	93 (06/10 11:49)	93 (06/10 11:49)
Height	170 (06/10 11:49)		

Vital Signs

06/10/2019 11:49 EDT

SpO2/Pulse Oximetry 93 %
 Respiratory Rate 16 breaths/min
 Systolic Blood Pressure 151 mmHg HI
 Diastolic Blood Pressure 73 mmHg
 Mean Arterial Pressure 99 mmHg
 Temperature F 97.9 degF LOW
 Heart Rate 84 bpm
 Temperature C Converted 36.6 degC
 Temperature F Converted 97.9 degF

Measurements

06/10/2019 11:49 EDT

Height 170 cm
 Dosing Weight 73 kg
 Dosing BSA-Mosteller 1.86 m2
 Dosing BMI -633- 25

Piedmont Medical Center
 222 S. Herlong Avenue
 Rock Hill, SC 29732-1158

Patient:	SULLIVAN, THOMAS D	Attending Provider:	DONAHUE DO,JEANA
MRN #:	610017	Admission Date:	6/10/2019
Account #:	111445250	Discharge Date:	6/15/2019
DOB/Age/Sex:	12/30/1950 / 72 years / Male	Lab Medical Director(s):	Robert E. Thomas Jr., MD

Emergency/Urgent Care

SpO2/Pulse Oximetry
 06/10/2019 11:49 EDT SpO2/Pulse Oximetry 93% .

General

Skin: Warm, dry.
 Head: Normocephalic, atraumatic.
 Neck: Supple, trachea midline, no tenderness, Full painless range of motion of the neck.
 Eye: Pupils are equal, round and reactive to light, extraocular movements are intact.
 Ears, nose, mouth and throat: Tympanic membranes clear, oral mucosa moist, no pharyngeal erythema or exudate.
 Cardiovascular: Regular rate and rhythm, No murmur, Normal peripheral perfusion, No edema.
 Respiratory: Lungs are clear to auscultation, respirations are non-labored, breath sounds are equal, Symmetrical chest wall expansion.
 Gastrointestinal: Soft, Nontender, Non distended, Normal bowel sounds, Guarding: Negative, Rebound: Negative.
 Back: Nontender, Normal range of motion.
 Musculoskeletal: contractures of left upper extremity and left lower extremity; decreased ROM of lower left extremity due to pain in left hip; 2+ DP/PT pulses .
 Neurological: Alert and oriented to person, place, time, and situation, No focal neurological deficit observed, normal sensory observed, normal motor observed, normal speech observed, normal coordination observed.
 Psychiatric: Within normal limits.

Medical Decision Making

Differential Diagnosis: Abrasion, contusion, sprain, strain, closed fracture, head injury.
 Rationale: Lab work is notable for mild leukocytosis but no bandemia. Mild renal insufficiency, otherwise clinically unremarkable
 Hip x-ray: Nondisplaced intertrochanteric fracture of the left hip
 CT head: No acute intracranial process. Chronic microvascular ischemic changes with large remote right MCA infarct
 I discussed the patient with orthopedist Dr. Edward Brown who stated that this is likely a nonoperative injury and recommend admitting the patient to the hospital for pain control and likely placement into a rehab facility.
 Documents reviewed: Emergency department nurses' notes, emergency department records, prior records.
 Electrocardiogram: Time 06/10/2019 14:41:00, rate 119, EP Interp, sinus tachycardia with heart rate of 119, LAD, normal QTc, otherwise normal intervals, nonspecific ST and T wave abnormalities; no previous for comparison.

Results review: Lab results : Laboratory

06/10/2019 13:42 EDT	WBC	12.6 x10 (3) /mcL	HI
	RBC	4.83 x10 (6) /mcL	
	Hgb	14.6 g/dL	
	Hct	43.4 %	
	MCV	89.8 fL	
	MCH	30.2 pg	
	MCHC	33.6 g/dL	
	RDW	14.5 %	
	Platelet Count	184 x10 (3) /mcL	
	MPV	7.6 fL	
	Neutrophil Rel	79.8 %	HI
	Lymphocyte Rel	10.4 %	LOW
	Monocyte Rel	8.1 %	HI
	Eosinophil Rel	1.1 %	
	Basophil Rel	0.6 %	
	Neutrophil Abs	10.0 x10 (3) /mcL	HI
	Lymphocyte Abs	1.3 x10 (3) /mcL	
	Monocyte Abs	1.0 x10 (3) /mcL	HI
	Eosinophil Abs	0.1 x10 (3) /mcL	
	Basophil Abs	0.1 x10 (3) /mcL	

Piedmont Medical Center
222 S. Herlong Avenue
Rock Hill, SC 29732-1158

Patient: SULLIVAN, THOMAS D
MRN #: 610017
Account #: 111445250
DOB/Age/Sex: 12/30/1950 / 72 years / Male

Attending Provider: DONAHUE DO, JEANA
Admission Date: 6/10/2019
Discharge Date: 6/15/2019
Lab Medical Director(s): Robert E. Thomas Jr., MD

Emergency/Urgent Care

PT	11.7 sec
INR	1.0 LOW
PTT	25.4 sec
Sodium Lvl	141.0 mmol/L
Potassium Lvl	4.10 mmol/L
Chloride Lvl	106 mmol/L
CO2	27.0 mmol/L
AGAP	8.0 mmol/L
Calcium Lvl	8.90 mg/dL
BUN	14 mg/dL
Creatinine Lvl	1.3 mg/dL HI
BUN/Creat	11 mg/dL LOW
Total Protein	7.1 g/dL
Albumin Lvl	3.9 g/dL
Globulin	3.2 g/dL
Alk Phos	126 IU/L HI
ALT	22 IU/L
AST	29 IU/L
Osmolality Calc	272 mOsm/L LOW
GFR African Am	>60 mL/min
GFR Non African Am	54 mL/min LOW
Bili Direct	0.2 mg/dL
Bili Indirect	0.4 mg/dL
Bili Total	0.6 mg/dL
Glucose Level	94 mg/dL

Radology results: Reviewed radiologist's report, Radology - Last 36 hours (2)

XR Hip + Pelvis 2 or 3 Views Left (06/10 12:42)

FINDINGS: Frontal view of the pelvis and cross-table lateral view of the left hip demonstrate a nondisplaced intertrochanteric fracture of the left hip. Pubic ramal appear intact. Atherosclerotic vascular disease noted. Lumbar spinal degenerative changes noted.

IMPRESSION: Nondisplaced intertrochanteric fracture of the left hip.

Workstation Hostname: PMCDKRD004

Transcribed using Powerscribe voice dictation software.

CT Head or Brain W/O Contrast (06/10 12:12)

FINDINGS: Multidetector axial scans of the head were obtained through the skull base without contrast. Manual, age related dose optimization techniques utilized. Decreased density in the periventricular white matter is compatible with chronic microvascular ischemic change. Large remote right middle cerebral artery cortical infarct with associated encephalomalacia and gliosis. No abnormalities in radiodensity are observed to suggest acute ischemia or hemorrhage at this time. No mass, shift, or subdural fluid collection is seen. Skull base and calvarium are intact.

IMPRESSION: No acute intracranial process. Chronic microvascular ischemic changes with large remote right MCA infarct.

Piedmont Medical Center
 222 S. Herlong Avenue
 Rock Hill, SC 29732-1158

Patient:	SULLIVAN, THOMAS D	Attending Provider:	DONAHUE DO,JEANA
MRN #:	610017	Admission Date:	6/10/2019
Account #:	111445250	Discharge Date:	6/15/2019
DOB/Age/Sex:	12/30/1950 / 72 years / Male	Lab Medical Director(s):	Robert E. Thomas Jr., MD

Emergency/Urgent Care

Workstation Hostname: PMCRADYORK

Transcribed using Powerscribe voice dictation software.

Impression and Plan

Diagnosis

Closed Intertrochanteric fracture : ICD10-CM S72.143A, Discharge, Emergency medicine, Medical

Calls-Consults

- 06/10/2019 14:08:00 , BROWN III MD, EDWARD C, Ortho, phone call, consult, Spoke to Dr. Brown in OR. He has requested to admit patient to hospitalist. Dr. Brown will see in consult.
- 06/10/2019 14:16:00 , HIPPS APRN, SHELTANA, Hospitalist, phone call, I spoke to the admitting team and discussed the patient's H&P in detail. All labs and radiology, if ordered, were discussed with the admitting team. All their questions were answered and they have agreed to admit the patient. .

Plan

Condition: Stable.

Disposition: Admit time 06/10/2019 14:15:00, Admit to Inpatient Unit, HIPPS APRN, SHELTANA, Patient care transitioned to: Time: 06/10/2019 14:15:00, HIPPS APRN, SHELTANA.

Counseled: Patient, Regarding diagnosis, Regarding diagnostic results, Regarding treatment plan, Patient indicated understanding of instructions.

Orders: Launch Order Profile (Selected)

Inpatient Orders

Ordered

- Decision to Admit:
- ED EKG:
- Physician/Provider Consult:
- Screenings/History Adults:

Ordered (Exam Ordered)

- XR Chest 1 View Portable:
- XR Femur Minimum 2 Views Left:

Canceled

- Hip-1 View Left XR:

Canceled (Exam Replaced)

- XR Pelvis 1 View:

Completed

- BMP:
- CBC w/auto Diff:
- CT Head or Brain W/O Contrast:
- Hepatic Function Panel:
- Medical Service Consult:
- Partial Thromboplastin Time:
- Primary Assessment:
- Prothrombin Time:
- Triage Part 1:
- Triage Part 2:
- Update Consulting Provider:
- Update Consulting Provider:
- Update Consulting Provider:
- XR Hip + Pelvis 2 or 3 Views Left:
- morphine: 4 mg = 1 mL, IV Push, Once Scheduled
- morphine: 4 mg = 1 mL, UBC, UBC

Piedmont Medical Center
222 S. Herlong Avenue
Rock Hill, SC 29732-1158

Patient: SULLIVAN, THOMAS D
MRN #: 610017
Account #: 111445250
DOB/Age/Sex: 12/30/1950 / 72 years / Male

Attending Provider: DONAHUE DO, JEANA
Admission Date: 6/10/2019
Discharge Date: 6/15/2019
Lab Medical Director(s): Robert E. Thomas Jr., MD

Operative/Procedure Reports

Document Type: Operative Note EMR No Cosign
Document Subject: Orthopedic operative report
Document Date/Time: 6/11/2019 14:39 EDT
Document Status: Auth (Verified)
Performed By: BROWN III MD, EDWARD C (6/11/2019 14:47 EDT)
Authenticated By: BROWN III MD, EDWARD C (6/11/2019 14:47 EDT)

Operative Report

Date/Time Note Created: 06/11/2019 14:39

Procedure(s) Performed:
#1 ORIF left hip intertrochanteric femur fracture_

Procedure/Surgery Start:
_

Primary Surgeon(s):
Edward Brown, MD_

Assisted By:
None_

Anesthesiologist/CRNA:
Forrester MD_

Anesthesia Type:
Spinal anesthesia_

Pre-Operative Diagnosis:
1 left hip intertrochanteric femur fracture_

Post-Operative Diagnosis:
Same as above_

Indications for Procedure:
See hospital notes_

Description of Procedure(s):
Patient was correctly identified in the holding area. Surgical site was initialed. He received 2 g Ancef IV preoperatively. Anesthesia team administered a spinal anesthetic. The left foot was padded and secured in the ski boot. He was then transferred to the Hana table. The right lower extremity was placed in the well-leg holder. The left hip was then positioned with slight adduction and internal rotation and slight traction. AP and lateral views on fluoroscopy showed anatomic reduction of his hip fracture. The left hip and thigh was then sterilely prepped and draped usual fashion. An active timeout was performed.

Fluoroscopy was utilized to identify the desired entry point for the guidewire. A 4 cm skin incision was then made just proximal to and extending to the tip of the trochanter. Bovie cautery was used to obtain hemostasis and go through subcutaneous tissue the fascia lata. The

Piedmont Medical Center
222 S. Herlong Avenue
Rock Hill, SC 29732-1158

Patient: SULLIVAN, THOMAS D
MRN #: 610017
Account #: 111445250
DOB/Age/Sex: 12/30/1950 / 72 years / Male

Attending Provider: DONAHUE DO, JEANA
Admission Date: 6/10/2019
Discharge Date: 6/15/2019
Lab Medical Director(s): Robert E. Thomas Jr., MD

Operative/Procedure Reports

fascia was then incised through the length the skin incision. The greater trochanter was easily palpated and the guidewire was placed in desired position under fluoroscopic guidance. The guidewire was then advanced into the intramedullary canal in desired position. This is confirmed on AP and lateral views. The entry reamer and protective sleeve was then positioned tip the greater trochanter and then advanced under fluoroscopic guidance. A ball-tipped guidewire was then passed through the greater trochanter entry hole down each measure canal down to his previous femoral shaft fracture. Measurement of the intramedullary canal was 235 mm. Reaming was then performed from 8.5 through 11.0 mm reamer. A 10 x 170 millimeter trochanteric nail was then passed over the intramedullary guidewire and down to desired position. Guidewire was removed. The cannula for the spiral blade was then placed after a lateral skin incision was made. The guidewire for the spiral blade was then positioned on AP and lateral views to desired position. Measurement of depth was 97 mm. A 95 mm spiral blade was selected. Lateral cortical reamer was utilized followed by the conical reamer to 95 mm. A 95 mm spiral blade was then fully seated. The locking cap was engaged proximally. The cannula for the spiral blade was then disengaged. The cannula for the distal interlocking screw was then placed at the skin skin incision was performed and the cannula was advanced to the lateral cortex. Drill was utilized and confirmed to be bicortical and through the distal interlocking hole. The distal interlocking screw 34 mm in length was then seated with excellent purchase. AP and lateral views of the reduction and fixation were saved. The surgical incisions were thoroughly irrigated. The fascia lata was closed with 0 Vicryl Interrupted sutures. Subcutaneous tissue and dermis were closed with 2-0 Vicryl sutures of the each incision. Skin was closed with staples at each incision. Sterile dressing was applied. Drapes removed he was taken back in stable condition. He tolerated the procedure well and there are no apparent complications.

Finding(s):

Same as above_

Complications:

None_

Specimens Removed:

None_

Implants/Explants:

Synthes short trochanteric femoral nail, 10 x 170 mm, 95 mm spiral blade, 34 mm Interlocking screw_

Estimated Blood Loss:

Less than 100 cc_

Patient Condition:

Stable_

Electronically Signed On 06/11/19 14:47 EDT

BROWN III MD, EDWARD C

Document Type:

Document Subject:

Document Date/Time:

Document Status:

Performed By:

Authenticated By:

PPD Reading - Text

Intradermal Skin Test

6/13/2019 06:51 EDT

Auth (Verified)

Comer RN, Emily (6/13/2019 06:51 EDT)

Comer RN, Emily (6/13/2019 06:51 EDT)

Intradermal Skin Test Entered On: 06/13/2019 06:51 EDT
Performed On: 06/13/2019 06:51 EDT by Comer RN, Emily
-638-

Piedmont Medical Center
 222 S. Herlong Avenue
 Rock Hill, SC 29732-1158

Patient:	SULLIVAN, THOMAS D	Attending Provider:	DONAHUE DO,JEANA
MRN #:	610017	Admission Date:	6/10/2019
Account #:	111445250	Discharge Date:	6/15/2019
DOB/Age/Sex:	12/30/1950 / 72 years / Male	Lab Medical Director(s):	Robert E. Thomas Jr., MD

Rehabilitation Services

Primary Surgeon(s):
 Edward Brown, MD

Pre-Operative Diagnosis:
 1 left hip Intertrochanteric femur fracture

Implants/Explants:
 Synthes short trochanteric femoral nail, 10 x 170 mm, 95 mm spiral blade, 34 mm interlocking screw_

Signature Line
 Electronically Signed On 06/11/19 14:47 EDT

BROWN III MD, EDWARD C

Shah PT, Nimisha - 06/12/2019 16:46 EDT

Home Environment

Admitted From : ED
 Living Situation : House, 1 story
 Lives With : Alone
 Home Entrance Description : No steps
 Bathroom Equipment : Tub-shower combination, Standard toilet, Safety bar-shower, Transfer bench
 Home Equipment : Cane, Power wheelchair, Shower chair

Shah PT, Nimisha - 06/12/2019 16:48 EDT

Prior Level of Function

Patient Activities Prior to Admission : Disabled, Retired

Shah PT, Nimisha - 06/12/2019 16:48 EDT

BADL Assist Level Grid

Self Feeding : Mod I
 Grooming : Mod I
 UB Bathing : Mod I
 LB Bathing : Mod I
 UB Dressing : Mod I
 LB Dressing : Mod I
 Toileting : Mod I

Shah PT, Nimisha - 06/12/2019 16:48 EDT

Activities Managed : Shopping, Meal preparation, Pays bills, Manages medications
 IADL Assistance Provided By : girlfriend assists with cleaning. Other friend takes pt for groceries and Dr's apt.

Shah PT, Nimisha - 06/12/2019 16:48 EDT

Transfer Assist Level Grid

Piedmont Medical Center
 222 S. Herlong Avenue
 Rock Hill, SC 29732-1158

Patient: SULLIVAN, THOMAS D
MRN #: 610017
Account #: 111445250
DOB/Age/Sex: 12/30/1950 / 72 years / Male

Attending Provider: DONAHUE DO, JEANA
Admission Date: 6/10/2019
Discharge Date: 6/15/2019
Lab Medical Director(s): Robert E. Thomas Jr., MD

Rehabilitation Services

Supine to Sit : Mod I
Sit to Supine : Mod I
Sit to Stand : Mod I
Stand to Sit : Mod I
Bed to Chair : Mod I
Chair to Bed : Mod I
Shower/Tub : Mod I
Toilet : Mod I
Gait : Mod I

(Comment: acc to the pt always have had foot drop but was able to clear the ground and threw AFO away as it has been 20 years after stroke [Shah PT, Nimisha - 06/12/2019 16:48 EDT])

Shah PT, Nimisha - 06/12/2019 16:48 EDT

Gait : Other: L foot drop, circumductory gait
Ambulation Device Utilized : Single point cane

Shah PT, Nimisha - 06/12/2019 16:48 EDT

Mental Status/Alertness Level

Level of Consciousness : Alert
Orientation : Oriented X 4
Thought Process : Coherent
Safety Awareness : Good

Observed Behavior : Pt was received in a recliner and was left sitting up in a recliner with all the needs within a reach.

Shah PT, Nimisha - 06/12/2019 16:48 EDT

Safety

Standard Safety : Bed in low position, Call device within reach, Non-slip footwear, Wheels locked

Observation Level : Per MD order, Room near station

ID Bands : Fall Risk band on, ID band on/verified

Shah PT, Nimisha - 06/12/2019 16:48 EDT

Pain Assessment

Patient Indicates Pain : Denies problems

Shah PT, Nimisha - 06/12/2019 16:48 EDT

Review

Balance WFL : Document assessment

UE ROM WFL : Document assessment

LE ROM WFL : WFL

Spinal ROM WFL : WFL

UE Strength WFL : Document assessment

LE Strength WFL : Document assessment

Spinal Strength WFL : Document assessment

Shah PT, Nimisha - 06/12/2019 16:48 EDT

PT Balance

PT Balance Ultra Grid

	Static Balance	Dynamic Balance
<i>Sitting :</i>	Good	Fair +
<i>Standing w/Device :</i>	Fair	Poor +

Piedmont Medical Center
 222 S. Herlong Avenue
 Rock Hill, SC 29732-1158

Patient: SULLIVAN, THOMAS D
 MRN #: 610017
 Account #: 111445250
 DOB/Age/Sex: 12/30/1950 / 72 years / Male

Attending Provider: DONAHUE DO,JEANA
 Admission Date: 6/10/2019
 Discharge Date: 6/15/2019
 Lab Medical Director(s): Robert E. Thomas Jr., MD

Rehabilitation Services

	Shah PT, Nimisha - 06/12/2019 16:48 EDT	Shah PT, Nimisha - 06/12/2019 16:48 EDT
--	---	---

Balance Activities : Therapeutic activities, Gait, Transfers

Shah PT, Nimisha - 06/12/2019 16:48 EDT

UE ROM

Hand Dominance : Right

RUE Range of Motion : WFL

LUE Range of Motion : Limited

(Comment: severe flexion contracture [Shah PT, Nimisha - 06/12/2019 16:48 EDT])

Shah PT, Nimisha - 06/12/2019 16:48 EDT

UE Strength
Strength Grid

	Left Upper Extremity	Right Upper Extremity
Strength :	Limited (Comment: 0/5 [Shah PT, Nimisha - 06/12/2019 16:48 EDT])	Normal
Grip :	Limited (Comment: absent [Shah PT, Nimisha - 06/12/2019 16:48 EDT])	Normal
	Shah PT, Nimisha - 06/12/2019 16:48 EDT	Shah PT, Nimisha - 06/12/2019 16:48 EDT

LE Strength

Left Lower Extremity : Limited

LLE Strength Description : L foot drop 2-/5 , all other 2/5

Right Lower Extremity : Within functional limits

RLE Strength Description : 3/5

Shah PT, Nimisha - 06/12/2019 16:48 EDT

Spinal Strength

Cervical Strength : WFL

Thoracolumbar Strength : Limited

Shah PT, Nimisha - 06/12/2019 16:48 EDT

Mobility

Rehab Transfers Grid

Pull to Stand : Max

Piedmont Medical Center
222 S. Herlong Avenue
Rock Hill, SC 29732-1158

Patient: SULLIVAN, THOMAS D
MRN #: 610017
Account #: 111445250
DOB/Age/Sex: 12/30/1950 / 72 years / Male

Attending Provider: DONAHUE DO, JEANA
Admission Date: 6/10/2019
Discharge Date: 6/15/2019
Lab Medical Director(s): Robert E. Thomas Jr., MD

Rehabilitation Services

(Comment: Manual lift to stand up, once pt standing up very stable holding PT's shoulders and performing T/R [Shah PT, Nimisha - 06/12/2019 16:48 EDT])

Transfer Sit to Stand : Max

Transfer Stand to Sit : Max

Bed to Chair : Max

(Comment: going towards L side of stroke and hip FX , pt able to advance LLE but unable to weight shift on L to advance R LE , pivoting RLE [Shah PT, Nimisha - 06/12/2019 16:48 EDT])

Chair to Bed : Min

(Comment: Going back to recliner with leading with stronger side [Shah PT, Nimisha - 06/12/2019 16:48 EDT])

Shah PT, Nimisha - 06/12/2019 16:48 EDT

Weight Bearing Status Grid

Weight Bearing Status LLE : FWB

Shah PT, Nimisha - 06/12/2019 16:48 EDT

Weight Bearing Maintained : No

Number of Times Balance Lost : 0

Gait : Non-ambulatory

Gait Comments : non functional scooting steps without actually weight shifting

Shah PT, Nimisha - 06/12/2019 16:48 EDT

PT Assessment

Rehabilitation Potential : Good

PT Problem List : Decreased aerobic endurance, Decreased gross motor skills, Poor handling tolerance, Ambulation deficits, Balance deficits, Bed mobility deficits, Coordination/Proprioception deficits, Decreased activity tolerance, Decreased knowledge of condition, Pain limiting function, Strength/range of motion deficits, Transfer deficits, Wheelchair mobility deficits

Endurance During PT Treatment : Fair, Easily short of breath, Easily fatigued, Multiple rest breaks required, Limited by medical condition

PT Additional Assessment Information : This is a 68 with hip pain from a fall. Patient stated he was walking into the Dollar General with his cane and tripped over a rug, and fell over on his left side. Patient has a history of CVA with left-sided weakness, patient has left hand contraction and left leg paralysis. In the ED patient left pelvis and hip x-ray revealed Nondisplaced intertrochanteric fracture of the left hip. S/P ORIF on 6/12/19.

Pt with decrease in functional status and requires skill PT to improve functional status to reach PLOF. Pt not safe to go home and high risk of falls. D/C to SNF is recommended. RN Shanika was informed about pt's T/R assist and tech. BSC was recommended. Pt was educated on need for AFO with L foot drop. PT at rehab to follow up on the same. Pt was recommended to get his cane and power W/C:

Shah PT, Nimisha - 06/12/2019 16:48 EDT

PT Goals

PT Patient/Caregiver Goal : to get better

PT Plan/Goals Established w Pt/Caregiver : Yes

PT Short Term Goal #1 : bed mobility

PT Short Term Goal #1 Assist Level : Mod I

PT STG #1 Time Frame : 14 day

PT STG #1 Goal Status : Initial assessment

PT Short Term Goal #2 : T/R with cane

PT Short Term Goal #2 Assist Level : Mod I

PT STG #2 Time Frame : 14 day

Piedmont Medical Center
222 S. Herlong Avenue
Rock Hill, SC 29732-1158

Patient: SULLIVAN, THOMAS D
MRN #: 610017
Account #: 111445250
DOB/Age/Sex: 12/30/1950 / 72 years / Male

Attending Provider: DONAHUE DO, JEANA
Admission Date: 6/10/2019
Discharge Date: 6/15/2019
Lab Medical Director(s): Robert E. Thomas Jr., MD

Case Management Social Services

Document Type: Case Management Reassessment
Document Subject: Reassessment
Document Date/Time: 6/12/2019 10:55 EDT
Document Status: Auth (Verified)
Performed By:
Authenticated By:

Reassessment

Patient Name: SULLIVAN, D THOMAS
MRN: 000610017
Account #: 111445250
Date of Birth: 1950-12-30
Admit Reason: 1FALL

Reassessment

Created By: Stephanie.Gifford@tenethealth.net
Created On: 2019-06-12 10:55:37

Reassessment

Notes:
Notes: POD 1. Pt to need rehab. Pt prefers Encompass but agreed to back up referral to RH STR.

Electronically signed by: Gifford, Stephanie Social Worker
Electronically signed on: 2019-06-12 10:55:00
Reassessment-**-Reassessment-**-20190612105500

Document Type: Final Discharge Disposition Form
Document Subject: Final Discharge Disposition Form
Document Date/Time: 6/15/2019 14:46 EDT
Document Status: Auth (Verified)
Performed By:
Authenticated By:

Final Discharge Disposition Form

Patient Name: SULLIVAN, D THOMAS
MRN: 000610017
Account #: 111445250
Date of Birth: 1950-12-30
Admit Reason: 1FALL

Final Discharge Disposition Form

Created By: Danielle.Unkefer@tenethealth.net

Piedmont Medical Center
222 S. Herlong Avenue
Rock Hill, SC 29732-1158

Patient: SULLIVAN, THOMAS D
MRN #: 610017
Account #: 111445250
DOB/Age/Sex: 12/30/1950 / 72 years / Male

Attending Provider: DONAHUE DO, JEANA
Admission Date: 6/10/2019
Discharge Date: 6/15/2019
Lab Medical Director(s): Robert E. Thomas Jr., MD

Case Management_Social Services

Created On: 2019-06-15 14:46:45

Post Discharge Services Ordered Form
Patient discharge or transfer with a Planned Acute Care Hospital Inpatient
Readmission? No

Indicate Final DC Disposition: Rehabilitation Hospital/Unit-Acute Rehab
Facility

If Home Health, Reason for Services:
Notes: Patient discharging this day to encompass for acute rehab. transport via
transmed at 3:30pm

Final Discharge Disposition Form-**-Final Discharge Disposition Form-**-19000101000000

Piedmont Medical Center
222 S. Herlong Avenue
Rock Hill, SC 29732-1158

Patient:	SULLIVAN, THOMAS D	Attending Provider:	DONAHUE DO,JEANA
MRN #:	610017	Admission Date:	6/10/2019
Account #:	111445250	Discharge Date:	6/15/2019
DOB/Age/Sex:	12/30/1950 / 72 years / Male	Lab Medical Director(s):	Robert E. Thomas Jr., MD

Computed Tomography

Accession #:	Exam Date/Time:	Procedure:	Ordering Provider:
373-CT-19-021115	6/10/2019 12:18 EDT	CT Head or Brain w/o Contrast	MONAGHAN MD,GREGORY T

Report
Noncontrast Head CT

COMPARISON: None.

INDICATION: Fall: Trauma.

FINDINGS: Multidetector axial scans of the head were obtained through the skull base without contrast. Manual, age related dose optimization techniques utilized. Decreased density in the periventricular white matter is compatible with chronic microvascular ischemic change. Large remote right middle cerebral artery cortical infarct with associated encephalomalacia and gliosis. No abnormalities in radiodensity are observed to suggest acute ischemia or hemorrhage at this time. No mass, shift, or subdural fluid collection is seen. Skull base and calvarium are intact.

IMPRESSION: No acute intracranial process. Chronic microvascular ischemic changes with large remote right MCA infarct.

Workstation Hostname: PMCRADYORK

Transcribed using Powerscribe voice dictation software.

Final Report

Dictated: 06/10/2019 12:24 pm Dictated By: STANGAS MD, PETER A
Electronic Signature: 06/10/2019 12:25 pm Signed By: STANGAS MD, PETER A

Transcribed: 06/10/2019 12:24 pm

Piedmont Medical Center
222 S. Herlong Avenue
Rock Hill, SC 29732-1158

Patient: SULLIVAN, THOMAS D
MRN #: 610017
Account #: 111445250
DOB/Age/Sex: 12/30/1950 / 72 years / Male

Attending Provider: DONAHUE DO,JEANA
Admission Date: 6/10/2019
Discharge Date: 6/15/2019
Lab Medical Director(s): Robert E. Thomas Jr., MD

Diagnostic Radiology

Accession #: 373-XR-19-038067

Exam Date/Time: 6/11/2019 16:41 EDT

Procedure: XR Chest 1 View Portable

Ordering Provider: CHURCH DO,JEANA

Report

PROCEDURE: Chest

Technique: Portable AP

CLINICAL INFORMATION:
Provided: : Shortness of Breath.
Additional: None.

Comparison: 6/10/2019.

FINDINGS:
Thorax: Negative.

Lungs: Clear and well expanded.

Pleura: No large effusion.

Cardiopericardial silhouette: Stable and within normal in size and configuration.

Mediastinum: Stable and unremarkable for technique without midline shift.

Additional findings: None.

IMPRESSION:
1. No acute disease.

This report generated using voice recognition software which is associated with an increase in transcription errors.

Workstation Hostname: PMCDKSRAD008

Transcribed using Powerscribe voice dictation software.

Piedmont Medical Center
222 S. Herlong Avenue
Rock Hill, SC 29732-1158

Patient: SULLIVAN, THOMAS D
MRN #: 610017
Account #: 111445250
DOB/Age/Sex: 12/30/1950 / 72 years / Male

Attending Provider: DONAHUE DO, JEANA
Admission Date: 6/10/2019
Discharge Date: 6/15/2019
Lab Medical Director(s): Robert E. Thomas Jr., MD

Diagnostic Radiology

Report

Final Report

Dictated: 06/11/2019 4:45 pm Dictated By: SODERSTROM MD, LAWRENCE P
Electronic Signature: 06/11/2019 4:48 pm Signed By: SODERSTROM MD, LAWRENCE P

Transcribed: 06/11/2019 4:45 pm

Accession #: 373-XR-19-038049

Exam Date/Time: 6/11/2019 15:15 EDT

Procedure: XR Hip 1 View Left

Ordering Provider: BROWN III MD, EDWARD C

Report

PROCEDURE: XR Hip 1 View Left

Technique: AP.

CLINICAL INFORMATION

Provided: Postop, Done in PACU.
Additional: None.

Comparison: None..

FINDINGS:

Image quality: Adequate

SOFT TISSUES: Skin stable line laterally with postoperative subcutaneous air.

JOINTS: Intact with normal femoral-acetabular alignment.

Mineralization: Normal.

BONES: Intervening pin fixation of the left femoral intertrochanteric fracture. Old healed fracture of the femoral diaphysis.

IMPRESSION:

1. ORIF of left femoral intertrochanteric fracture.

This report generated using voice recognition software which is associated with an increase in transcription errors.

Piedmont Medical Center
 222 S. Herlong Avenue
 Rock Hill, SC 29732-1158

Patient:	SULLIVAN, THOMAS D	Attending Provider:	DONAHUE DO,JEANA
MRN #:	610017	Admission Date:	6/10/2019
Account #:	111445250	Discharge Date:	6/15/2019
DOB/Age/Sex:	12/30/1950 / 72 years / Male	Lab Medical Director(s):	Robert E. Thomas Jr., MD

Diagnostic Radiology

Report

Transcribed using Powerscribe voice dictation software.

*****Final Report*****

Dictated: 06/11/2019 3:39 pm Dictated By: SODERSTROM MD, LAWRENCE P
 Electronic Signature: 06/11/2019 3:43 pm Signed By: SODERSTROM MD, LAWRENCE P

Transcribed: 06/11/2019 3:39 pm

Accession #:	Exam Date/Time:	Procedure:	Ordering Provider:
373-XR-19-038050	6/11/2019 14:23 EDT	XR Hip 2 Views Left	BROWN III MD,EDWARD C

Report
 XR Hip 2 Views Left

PROVIDED HISTORY: ****OR****: ****OR****
 ADDITIONAL HISTORY: Hip fracture
 COMPARISON: 6/10/2019
 Fluoroscopy dose: 10.3 mGy

11 Intraoperative portable Images are submitted
 Images demonstrate orthopedic fixation of intertrochanteric fracture.

Impression:
 1. Intraoperative findings as above

Workstation Hostname: PMCRADYORK

Transcribed using Powerscribe voice dictation software.

*****Final Report*****

Dictated: 06/11/2019 3:08 pm Dictated By: MATTHEWS MD, MARK R
 Electronic Signature: 06/11/2019 3:09 pm Signed By: MATTHEWS MD, MARK R

Transcribed: 06/11/2019 3:08 pm

Accession #:	Exam Date/Time:	Procedure:	Ordering Provider:
373-XR-19-037727	6/10/2019 14:28 EDT	XR Chest 1 View Portable	MONAGHAN MD,GREGORY T

Piedmont Medical Center
222 S. Herlong Avenue
Rock Hill, SC 29732-1158

Patient:	SULLIVAN, THOMAS D	Attending Provider:	DONAHUE DO, JEANA
MRN #:	610017	Admission Date:	6/10/2019
Account #:	111445250	Discharge Date:	6/15/2019
DOB/Age/Sex:	12/30/1950 / 72 years / Male	Lab Medical Director(s):	Robert E. Thomas Jr., MD

Diagnostic Radiology

Report
PORTABLE CHEST

INDICATION: : Chest Pain. Fall

COMPARISON: None

FINDINGS: The trachea is midline. The cardiac silhouette is not enlarged. No pneumothorax. Small left pleural effusion. Mild irregularities of the posterior left fifth and sixth ribs.

IMPRESSION:

1. Small left pleural effusion.
2. Mild cortical irregularities of the posterior left fifth and sixth ribs. Clinical correlation with point tenderness recommended for fracture here.

Workstation Hostname: PMCDSCRAD004

Transcribed using Powerscribe voice dictation software.

Final Report

Dictated: 06/10/2019 2:32 pm Dictated By: GUY DO, MATTHEW S
Electronic Signature: 06/10/2019 2:38 pm Signed By: GUY DO, MATTHEW S

Transcribed: 06/10/2019 2:32 pm

Accession #:	Exam Date/Time:	Procedure:	Ordering Provider:
373-XR-19-037726	6/10/2019 14:28 EDT	XR Femur Left	MONAGHAN MD, GREGORY T

Report
XR Femur Minimum 2 Views Left

INDICATION: Trauma.

IMPRESSION: AP and lateral views of the femur show an intertrochanteric left hip fracture which is minimally displaced. This may be further evaluated on CT. Remote fracture deformity of the mid femoral shaft with bridging callus and associated angulation. Or

IMPRESSION:

1. Intertrochanteric left hip fracture.
2. Remote fracture deformity of the mid femoral shaft.

Workstation Hostname: PMCRADYORK

Piedmont Medical Center
 222 S. Herlong Avenue
 Rock Hill, SC 29732-1158

Patient:	SULLIVAN, THOMAS D	Attending Provider:	DONAHUE DO,JEANA
MRN #:	610017	Admission Date:	6/10/2019
Account #:	111445250	Discharge Date:	6/15/2019
DOB/Age/Sex:	12/30/1950 / 72 years / Male	Lab Medical Director(s):	Robert E. Thomas Jr., MD

Diagnostic Radiology

Report

Transcribed using Powerscribe voice dictation software.

Final Report

Dictated: 06/10/2019 2:40 pm Dictated By: STANGAS MD, PETER A
 Electronic Signature: 06/10/2019 2:44 pm Signed By: STANGAS MD, PETER A

Transcribed: 06/10/2019 2:40 pm

Accession #:	Exam Date/Time:	Procedure:	Ordering Provider:
378-XR-19-037695	6/10/2019 12:57 EDT	XR Hip + Pelvis 2 or 3 Views Left	MONAGHAN MD,GREGORY T

Report

LEFT HIP AND PELVIS

INDICATION: Injury, fall. Pain.

FINDINGS: Frontal view of the pelvis and crosstable lateral view of the left hip demonstrate a nondisplaced intertrochanteric fracture of the left hip. Pubic rami appear intact. Atherosclerotic vascular disease noted. Lumbar spinal degenerative changes noted.

IMPRESSION: Nondisplaced intertrochanteric fracture of the left hip.

Workstation Hostname: PMCDSCRAD004

Transcribed using Powerscribe voice dictation software.

Final Report

Dictated: 06/10/2019 1:00 pm Dictated By: GUY DO, MATTHEW S
 Electronic Signature: 06/10/2019 1:06 pm Signed By: GUY DO, MATTHEW S

Transcribed: 06/10/2019 1:00 pm

Piedmont Medical Center
 222 S. Herlong Avenue
 Rock Hill, SC 29732-1158

Patient: SULLIVAN, THOMAS D
 MRN #: 610017
 Account #: 111445250
 DOB/Age/Sex: 12/30/1950 / 72 years / Male

Attending Provider: DONAHUE DO,JEANA
 Admission Date: 6/10/2019
 Discharge Date: 6/15/2019
 Lab Medical Director(s): Robert E. Thomas Jr., MD

Patient History and Screenings

Legend: (c)=Corrected, (A)=Abnormal, (I)=Critical, (H)=High, *=Result Comment, T=Textual, W=Witness Action

Abuse/Neglect Screen

Event Date:	6/11/2019	6/10/2019		
Event Time:	12:13 EDT	17:53 EDT		
Charted By:	Baxter RN,Shanika	Deal RN,Christina		
Event:			Unit:	Reference Range:
Emotional/Physical Abuse Hx	Not Done: PREVIOUS NURSE TASK ⁰¹	No		
Abuse/Neglect Signs	Not Done: PREVIOUS NURSE TASK ⁰¹	None noted		

Order Comments

O1: Admission History Adult
 Order entered secondary to admission

ADMISSION INFORMATION

Event Date:	6/10/2019		
Event Time:	11:49 EDT		
Charted By:	Montgomery RN,Avery		
Event:		Unit:	Reference Range:
Chief Complaint	See Below ^{T1 O2}		

Textual Results

T1: 6/10/2019 11:49 EDT (Chief Complaint)
 Pt reports fall at store today result in left hip pain ("my hip dislocated") pt reports also hitting his head.

Order Comments

O2: Triage Part 1
 Order entered secondary to admission

Advance Directive Information

Event Date:	6/11/2019		
Event Time:	12:13 EDT		
Charted By:	Baxter RN,Shanika		
Event:		Unit:	Reference Range:
Advance Directive	Not Done: PREVIOUS NURSE TASK ⁰¹		

Order Comments

O1: Admission History Adult
 Order entered secondary to admission

Piedmont Medical Center
 222 S. Herlong Avenue
 Rock Hill, SC 29732-1158

Patient: SULLIVAN, THOMAS D
 MRN #: 610017
 Account #: 111445250
 DOB/Age/Sex: 12/30/1950 / 72 years / Male

Attending Provider: DONAHUE DO,JEANA
 Admission Date: 6/10/2019
 Discharge Date: 6/15/2019
 Lab Medical Director(s): Robert E. Thomas Jr., MD

Discharge Planning and Information

Legend: (c)=Corrected, (A)=Abnormal, (I)=Critical, (H)=High, *=Result Comment, T=Textual, W=Witness Action

Event:	Event Date: Event Time: Charted By:	6/15/2019 20:06 EDT SYSTEM,SYSTEM	6/15/2019 15:16 EDT Roberts RN, April	Unit:	Reference Range:
Discharge Order Placed					
Discharge Date			6/15/2019 15:30 EDT		
Mode of Discharge			Stretcher		
Accompanied By, Discharge			No one		
Discharged to			Another care facility		
Discharged To External Care Facility			Rehabilitation Unit		
Mode of Transportation-ClinDoc			Ambulance		
Medications DC			See Below T15		
Reviewed/Agree with Last Pt Assessment			Yes		
Receiving Facility Accepting Transfer			Encompass		
Nurse Receiving Report			Sparkle Strong, RN		
Date/Time Nurse Received Report			6/15/2019 15:15 EDT		
Mode of Transfer			Ground ambulance		
Data Sent with Patient			Med Rec		

Textual Results

T15: 6/15/2019 15:16 EDT (Medications DC)
 Final medication list provided to patient/caregiver, Medications explained to patient/caregiver, Prescriptions given,
 Consult physician for medication questions

Event:	Event Date: Event Time: Charted By:	6/15/2019 19:09 EDT SYSTEM,SYSTEM	6/15/2019 08:47 EDT Kirk PTA, Temella	Unit:	Reference Range:
Discharge Order Placed		Yes			
Discharge To, Anticipated			Skilled nursing facility		
Patient Activities Expected			See Below T7		
Prof Skilled Services, Anticipated			See Below T7		
Special Serv & Comm Res, Anticipated			See Below T11		
Discharge Change In Functional Status			Strength loss		
Needs Assistance with Transportation			Yes		
Needs Assistance at Home Upon Discharge			Yes		

Textual Results

T1: 6/15/2019 08:47 EDT (Patient Activities Expected)
 Hobbies/play/sports, Housework, Laundry, Leisure, Meal preparation, Social participation
 T7: 6/15/2019 08:47 EDT (Prof Skilled Services, Anticipated)
 Nursing, Occupational Therapy, Physical Therapy

Piedmont Medical Center
 222 S. Herlong Avenue
 Rock Hill, SC 29732-1158

Patient: SULLIVAN, THOMAS D
 MRN #: 610017
 Account #: 111445250
 DOB/Age/Sex: 12/30/1950 / 72 years / Male

Attending Provider: DONAHUE DO, JEANA
 Admission Date: 6/10/2019
 Discharge Date: 6/15/2019
 Lab Medical Director(s): Robert E. Thomas Jr., MD

Discharge Planning and Information

Legend: (c)=Corrected, (A)=Abnormal, (I)=Critical, (H)=High, *=Result Comment, T=Textual, W=Witness Action

Textual Results

T11: 6/15/2019 08:47 EDT (Special Serv & Comm Res, Anticipated)
 Housekeeping, Lifeline, Meal delivery/preparation, Transportation assistance

Event:	Event Date: Event Time: Charted By:	6/14/2019 11:43 EDT Lucore PTA, Matthew	6/14/2019 08:56 EDT Stevenson RN, Mary	Unit:	Reference Range:
eTempo Discharge Readiness			Discharge tomorrow		
Discharge To, Anticipated		Skilled nursing facility	-		
Patient Activities Expected		See Below ^{T2}	-		
Prof Skilled Services, Anticipated		See Below ^{T8}	-		
Special Serv & Comm Res, Anticipated		See Below ^{T12}	-		
Discharge Change In Functional Status		Strength loss	-		
Needs Assistance with Transportation		Yes	-		
Needs Assistance at Home Upon Discharge		Yes	-		

Textual Results

T2: 6/14/2019 11:43 EDT (Patient Activities Expected)
 Hobbies/play/sports, Housework, Laundry, Leisure, Meal preparation, Social participation
 T8: 6/14/2019 11:43 EDT (Prof Skilled Services, Anticipated)
 Nursing, Occupational Therapy, Physical Therapy
 T12: 6/14/2019 11:43 EDT (Special Serv & Comm Res, Anticipated)
 Housekeeping, Lifeline, Meal delivery/preparation, Transportation assistance

Event:	Event Date: Event Time: Charted By:	6/13/2019 11:44 EDT Lucore PTA, Matthew	6/13/2019 08:46 EDT Gifford SW, Stephanie	Unit:	Reference Range:
eTempo Discharge Readiness			Discharge today		
Discharge To, Anticipated		Skilled nursing facility	-		
Patient Activities Expected		See Below ^{T3}	-		
Prof Skilled Services, Anticipated		See Below ^{T9}	-		
Special Serv & Comm Res, Anticipated		See Below ^{T13}	-		
Discharge Change In Functional Status		Strength loss	-		
Needs Assistance with Transportation		Yes	-		
Needs Assistance at Home Upon Discharge		Yes	-		

Textual Results

T3: 6/13/2019 11:44 EDT (Patient Activities Expected)
 Hobbies/play/sports, Housework, Laundry, Leisure, Meal preparation, Social participation
 T9: 6/13/2019 11:44 EDT (Prof Skilled Services, Anticipated)
 Nursing, Occupational Therapy, Physical Therapy

Piedmont Medical Center
 222 S. Herlong Avenue
 Rock Hill, SC 29732-1158

Patient: SULLIVAN, THOMAS D
 MRN #: 610017
 Account #: 111445250
 DOB/Age/Sex: 12/30/1950 / 72 years / Male

Attending Provider: DONAHUE DO,JEANA
 Admission Date: 6/10/2019
 Discharge Date: 6/15/2019
 Lab Medical Director(s): Robert E. Thomas Jr., MD

Discharge Planning and Information

Legend: (c)=Corrected, (A)=Abnormal, (I)=Critical, (H)=High, *=Result Comment, T=Textual, W=Witness Action

Textual Results

T13: 6/13/2019 11:44 EDT (Special Serv & Comm Res, Anticipated)
 Housekeeping, Lifeline, Meal delivery/preparation, Transportation assistance

Event:	Event Date: Event Time: Charted By:	6/12/2019 16:44 EDT Shah PT,Nimisha	6/12/2019 12:00 EDT Sutton OTR-L,Lahette	Unit:	Reference Range:
Discharge To,Anticipated		Skilled nursing facility	Acute rehab		
Patient Activities Expected		See Below ^{T4}	See Below ^{T5}		
Prof Skilled Services,Anticipated		See Below ^{T13}			
Special Serv & Comm Res,Anticipated		See Below ^{T14}			
Discharge Change in Functional Status		Strength loss			
Needs Assistance with Transportation		Yes	Yes		
Needs Assistance at Home Upon Discharge		Yes	Yes		

Textual Results

T4: 6/12/2019 16:44 EDT (Patient Activities Expected)
 Hobbies/play/sports, Housework, Laundry, Leisure, Meal preparation, Social participation

T5: 6/12/2019 12:00 EDT (Patient Activities Expected)
 Housework, Laundry, Leisure, Meal preparation

T10: 6/12/2019 16:44 EDT (Prof Skilled Services, Anticipated)
 Nursing, Occupational Therapy, Physical Therapy

T14: 6/12/2019 16:44 EDT (Special Serv & Comm Res, Anticipated)
 Housekeeping, Lifeline, Meal delivery/preparation, Transportation assistance

Event:	Event Date: Event Time: Charted By:	6/11/2019 15:40 EDT Hartsfield RN,Carlee	6/11/2019 14:45 EDT Hartsfield RN,Carlee	Unit:	Reference Range:
Intrahospital Transfer Mode		Bed	Stretcher		
Transporter			Feely CRNA, Barbara		
Transferred To		303	pacu bay 14		

Event:	Event Date: Event Time: Charted By:	6/11/2019 02:16 EDT Miller RN,Stacey	Unit:	Reference Range:
Tempo Discharge Readiness		Discharge in 2 or more days		

Piedmont Medical Center
 222 S. Herlong Avenue
 Rock Hill, SC 29732-1158

Patient: SULLIVAN, THOMAS D
 MRN #: 610017
 Account #: 111445250
 DOB/Age/Sex: 12/30/1950 / 72 years / Male

Attending Provider: DONAHUE DO, JEANA
 Admission Date: 6/10/2019
 Discharge Date: 6/15/2019
 Lab Medical Director(s): Robert E. Thomas Jr., MD

Discharge Planning and Information

Legend: (c)=Corrected, (A)=Abnormal, (!)=Critical, (H)=High, *=Result Comment, T=Textual, W=Witness Action

Event Date:	6/10/2019	Unit:	Reference Range:
Event Time:	17:53 EDT		
Charted By:	Deal RN, Christina		
Event:			
Discharge To, Anticipated	Acute rehab		
Patient Activities Expected	See Below ^{T6}		
Needs Assistance with Transportation	Yes		
Needs Assistance at Home Upon Discharge	Yes		

Textual Results

T6: 6/10/2019 17:53 EDT (Patient Activities Expected)
 Housework, Laundry, Leisure, Meal preparation

Piedmont Medical Center
 222 S. Herlong Avenue
 Rock Hill, SC 29732-1158

Patient: SULLIVAN, THOMAS D
 MRN #: 610017
 Account #: 111445250
 DOB/Age/Sex: 12/30/1950 / 72 years / Male

Attending Provider: DONAHUE DO, JEANA
 Admission Date: 6/10/2019
 Discharge Date: 6/15/2019
 Lab Medical Director(s): Robert E. Thomas Jr., MD

Rehabilitation Services

Legend: (c)=Corrected, (A)=Abnormal, (I)=Critical, (H)=High, *=Result Comment, T=Textual, W=Witness Action

Physical Therapy Information

Textual Results

- T25: 6/15/2019 08:47 EDT (PT Additional Assessment Information)
 Pt tolerated session well and is progressing towards goals. Pt was able to complete steps B<C with min A and improve to min A for sitting. Pt will benefit from rehab at discharge to increase strength, mobility, and endurance. Cont PT per POC.
- T32: 6/15/2019 08:47 EDT (PT Short Term Goal #4)
 Standing balance S/D G/G- with cane
- T36: 6/15/2019 08:47 EDT (Endurance During PT Treatment)
 Easily fatigued, Limited by pain, Limited by medical condition

Event:	Unit:	Reference Range:
PT Additional Assessment Information	See Below T25	
PT Intensity	Daily	
PT Frequency	7 times/week	
PT Duration	Two weeks	
PT Anticipated Treatments	See Below T29	
PT Short Term Goal #1	bed mobility	
PT Short Term Goal #1 Assist Level	Mod I	
PT STG #1 Time Frame	14	day
PT STG #1 Goal Status	Continue	
PT Short Term Goal #2	T/R with cane	
PT Short Term Goal #2 Assist Level	Mod I	
PT STG #2 Time Frame	14	day
PT STG #2 Goal Status	Continue	
PT Short Term Goal #3	Gait with Cane >50 feet x2	
PT Short Term Goal #3 Assist Level	Mod I	
PT STG #3 Time Frame	14	day
PT STG #3 Goal Status	Continue	
PT Short Term Goal #4	See Below T33	
PT Short Term Goal #4 Assist Level	Mod I	
PT STG #4 Time Frame	14	day
PT STG #4 Goal Status	Continue	
PT Short Term Goal #5	Ms strength LLE 4/5	
PT Short Term Goal #5 Assist Level	Mod I	
PT STG #5 Time Frame	14	day
PT STG #5 Goal Status	Continue	

Piedmont Medical Center
 222 S. Herlong Avenue
 Rock Hill, SC 29732-1158

Patient: SULLIVAN, THOMAS D
 MRN #: 610017
 Account #: 111445250
 DOB/Age/Sex: 12/30/1950 / 72 years / Male

Attending Provider: DONAHUE DO, JEANA
 Admission Date: 6/10/2019
 Discharge Date: 6/15/2019
 Lab Medical Director(s): Robert E. Thomas Jr., MD

Rehabilitation Services

Legend: (c)=Corrected, (A)=Abnormal, (I)=Critical, (H)=High, *=Result Comment, T=Textual, W=Witness Action

Physical Therapy Information

Textual Results

- T26: 6/14/2019 11:43 EDT (PT Additional Assessment Information)
 Pt tolerated tx well. Pt was able to improve with transfer to chair however still requires Max A. Pt able to clear RLE when taking steps over to chair. Pt also still requires Mod A for bed mobility. Pt will need rehab at hospital discharge to increase safety and independence with mobility. Cont PT per POC.
- T29: 6/14/2019 11:43 EDT (PT Anticipated Treatments)
 Balance training, Bed mobility training, Caregiver training, Gait training, Home exercise program, Neuromuscular re-education, Safety education, Strengthening, Therapeutic Activities, Therapeutic exercises, Transfer training
- T33: 6/14/2019 11:43 EDT (PT Short Term Goal #4)
 Standing balance S/D G/G- with cane

Event:	Event Date:	Event Time:	Charted By:	Unit:	Reference Range:
PT Additional Assessment Information	6/13/2019	11:44 EDT	LUCORE PTA, Matthew		
PT Intensity	See Below T27				
PT Frequency	Daily				
PT Duration	7 times/week				
PT Anticipated Treatments	Two weeks				
PT Short Term Goal #1	See Below T30				
PT Short Term Goal #1 Assist Level	bed mobility				
PT STG #1 Time Frame	Mod I				
PT STG #1 Goal Status	14	day			
PT Short Term Goal #2	Continue				
PT Short Term Goal #2 Assist Level	T/R with cane				
PT STG #2 Time Frame	Mod I				
PT STG #2 Goal Status	14	day			
PT Short Term Goal #3	Continue				
PT Short Term Goal #3 Assist Level	Gait with Cane >50 feet x2				
PT STG #3 Time Frame	Mod I				
PT STG #3 Goal Status	14	day			
PT Short Term Goal #4	Continue				
PT Short Term Goal #4 Assist Level	See Below T34				
PT STG #4 Time Frame	Mod I				
PT STG #4 Goal Status	14	day			
PT Short Term Goal #5	Continue				
PT Short Term Goal #5 Assist Level	Ms strength LLE 4/5				
PT STG #5 Time Frame	Mod I				
	14	day			

Piedmont Medical Center
 222 S. Herlong Avenue
 Rock Hill, SC 29732-1158

Patient: SULLIVAN, THOMAS D
 MRN #: 610017
 Account #: 111445250
 DOB/Age/Sex: 12/30/1950 / 72 years / Male

Attending Provider: DONAHUE DO,JEANA
 Admission Date: 6/10/2019
 Discharge Date: 6/15/2019
 Lab Medical Director(s): Robert E. Thomas Jr., MD

Rehabilitation Services

Legend: (c)=Corrected, (A)=Abnormal, (I)=Critical, (H)=High, *=Result Comment, T=Textual, W=Witness Action

Physical Therapy Information

Event Date:	6/13/2019	Unit:	Reference Range:
Event Time:	11:44 EDT		
Charted By:	Lucora PTA, Matthew		
Event:	Continue		
PT STG #5 Goal Status			

Textual Results

- T27: 6/13/2019 11:44 EDT (PT Additional Assessment Information)
 Pt tolerated tx well, Pt was able to decrease assist with bed mobility however still requires Max A for sit to stands and to transfer to chair, Pt able to step with RLE however had difficulty advancing LLE secondary to pain. Pt is unsafe to mobilize alone at this time as he is a high fall risk. Pt will need rehab at hospital discharge. Cont PT per POC.
- T30: 6/13/2019 11:44 EDT (PT Anticipated Treatments)
 Balance training, Bed mobility training, Caregiver training, Gait training, Home exercise program, Neuromuscular re-education, Safety education, Strengthening, Therapeutic Activities, Therapeutic exercises, Transfer training
- T34: 6/13/2019 11:44 EDT (PT Short Term Goal #4)
 Standing balance S/D G/G- with cane

Event Date:	6/12/2019	Unit:	Reference Range:
Event Time:	16:44 EDT		
Charted By:	Shah PT, Nimisha		
Event:			
History Of Present Illness PT	See Below T20		
Physical Therapy Orders	See Below T21		
PT Problem List	See Below T24		
PT Additional Assessment Information	See Below T28		
PT Intensity	Daily		
PT Frequency	7 times/week		
PT Duration	Two weeks		
PT Anticipated Treatments	See Below T31		
PT Plan/Goals Established w Pt/Caregiver	Yes		
PT Patient/Caregiver Goal	to get better		
PT Short Term Goal #1	bed mobility		
PT Short Term Goal #1 Assist Level	Mod I		
PT STG #1 Time Frame	14	day	
PT STG #1 Goal Status	Initial assessment		
PT Short Term Goal #2	T/R with cane		
PT Short Term Goal #2 Assist Level	Mod I		
PT STG #2 Time Frame	14	day	
PT STG #2 Goal Status	Initial assessment		
PT Short Term Goal #3	Gait with Cane >50 feet x2		

Piedmont Medical Center
 222 S. Herlong Avenue
 Rock Hill, SC 29732-1158

Patient: SULLIVAN, THOMAS D
 MRN #: 610017
 Account #: 111445250
 DOB/Age/Sex: 12/30/1950 / 72 years / Male

Attending Provider: DONAHUE DO, JEANA
 Admission Date: 6/10/2019
 Discharge Date: 6/15/2019
 Lab Medical Director(s): Robert E. Thomas Jr., MD

Rehabilitation Services

Legend: (c)=Corrected, (A)=Abnormal, (I)=Critical, (H)=High, *=Result Comment, T=Textual, W=Witness Action

Physical Therapy Information

Event	Event Date:	Event Time:	Charted By:	Unit:	Reference Range:
	6/12/2019	16:44 EDT	Shah PT, Nimisha		
PT Short Term Goal #3 Assist Level			Mod I		
PT STG #3 Time Frame			14	day	
PT STG #3 Goal Status			Initial assessment		
PT Short Term Goal #4			See Below ^{T35}		
PT Short Term Goal #4 Assist Level			Mod I		
PT STG #4 Time Frame			14	day	
PT STG #4 Goal Status			Initial assessment		
PT Short Term Goal #5			Ms strength LLE 4/5		
PT Short Term Goal #5 Assist Level			Mod I		
PT STG #5 Time Frame			14	day	
PT STG #5 Goal Status			Initial assessment		
Endurance During PT Treatment			See Below ^{T37}		
Spinal Strength WFL			Document assessment		
Cervical Strength			WFL		
Thoracolumbar Strength			Limited		

Textual Results

T20: 6/12/2019 16:44 EDT (History Of Present Illness PT)

History and Physical

Date/Time Note Created: 06/10/2019 14:46

Date/Time Patient Seen: [06/10/2019 14:20] _

Attending Physician: [Dr. Kesner] _

Chief Complaint:
 [Fall] _

History of Present Illness:

[This is a 68 with hip pain from a fall. Patient stated he was walking into the Dollar General with his cane and tripped over a rug, and fell over on his left side. Patient has a history of GVA with left-sided weakness, patient has left hand contraction and left leg paralysis. Patient denies any dizziness, loss of consciousness, headache, shortness of breath, or chest pain. In the ED patient left pelvis and hip x-ray revealed Nondisplaced Intertrochanteric fracture of the left hip. Orthopedic surgeons consulted for evaluation and treatment and recommended patient have a ORIF.

Piedmont Medical Center
222 S. Herlong Avenue
Rock Hill, SC 29732-1158

Patient: SULLIVAN, THOMAS D

MRN #: 610017

Account #: 111445250

DOB/Age/Sex: 12/30/1950 / 72 years / Male

Attending Provider:

DONAHUE DO,JEANA

Admission Date:

6/10/2019

Discharge Date:

6/15/2019

Lab Medical Director(s):

Robert E. Thomas Jr., MD

Rehabilitation Services

Legend: (c)=Corrected, (A)=Abnormal, (I)=Critical, (H)=High, *=Result Comment, T=Textual, W=Witness Action

Physical Therapy Information

Textual Results

T20: 6/12/2019 16:44 EDT (History Of Present Illness PT)

Past Medical History:

[Hypertension

CVA with left upper and lower extremity weakness

Coronary artery disease

GERD

Anxiety] _

Past Surgical History:

[Bilateral femur surgery]

Social History:

Patient denies any tobacco or alcohol use. Patient uses a cane to ambulate] _

Radiology - Last 36 hours (8)

XR Chest 1 View Portable (06/10 14:19)

FINDINGS: The trachea is midline. The cardiac silhouette is not enlarged. No pneumothorax. Small left pleural effusion. Mild irregularities of the posterior left fifth and sixth ribs.

IMPRESSION:

1. Small left pleural effusion.
2. Mild cortical irregularities of the posterior left fifth and sixth ribs. Clinical correlation with point tenderness recommended for fracture here.

XR Hip + Pelvis 2 or 3 Views Left (06/10 12:42)

FINDINGS: Frontal view of the pelvis and cross-table lateral view of the left hip demonstrate a nondisplaced intertrochanteric fracture of the left hip. Pubic rami appear intact. Atherosclerotic vascular disease noted. Lumbar spinal degenerative changes noted.

IMPRESSION: Nondisplaced intertrochanteric fracture of the left hip.

CT Head or Brain W/O Contrast (06/10 12:12)

FINDINGS: Multidetector axial scans of the head were obtained through the skull base without contrast. Manual, age related dose optimization techniques utilized. Decreased density in the periventricular white matter is compatible with chronic microvascular ischemic change. Large remote right middle cerebral artery cortical infarct with associated encephalomalacia and gliosis. No abnormalities in radiodensity are observed to suggest acute ischemia or hemorrhage at this time. No mass, shift, or subdural fluid collection is seen. Skull base and calvarium are intact.

IMPRESSION: No acute intracranial process. Chronic microvascular ischemic changes with large remote right MCA infarct.

Piedmont Medical Center
222 S. Herlong Avenue
Rock Hill, SC 29732-1158

Patient: SULLIVAN, THOMAS D
MRN #: 610017
Account #: 111445250
DOB/Age/Sex: 12/30/1950 / 72 years / Male

Attending Provider: DONAHUE DO,JEANA
Admission Date: 6/10/2019
Discharge Date: 6/15/2019
Lab Medical Director(s): Robert E. Thomas Jr., MD

Rehabilitation Services

Legend: (c)=Corrected, (A)=Abnormal, (I)=Critical, (H)=High, *=Result Comment, T=Textual, W=Witness Action

Physical Therapy Information

Textual Results

T20: 6/12/2019 16:44 EDT (History Of Present Illness PT)
[nondisplaced intertrochanteric fracture of the left hip
Hypertension
CAD
Anxiety
GERD
CVA

Plan:

[Admit to Inpatient
X-ray of the pelvis and left hip revealed nondisplaced interatrial enteric fracture. Orthopedic surgeons consulted for evaluation and treatment recommended ORIF, pain management IV morphine PRN every 3 hours
Continue home medication hypertension continue statin once his medications have been reconciled
Continue home medications for anxiety once medication once has been reconciled
Continue medications for GERD once medication has been reconciled
PT consulted for evaluation and treatment from fall, place patient on fall precautions
Subcu heparin for VTE

Patient is a full code you Dr. Kesner
A total of 30 minutes spent with patient and care] _

Signature Line

Electronically Signed On 06/11/19 17:59 EDT

HIPPS APRN, SHELTANA

KESNER DO, NATHANIEL J

S/P SX:

Operative Report

Date/Time Note Created: 06/11/2019 14:39

Procedure(s) Performed:
#1 ORIF left hip intertrochanteric femur fracture

Primary Surgeon(s):
Edward Brown, MD

Pre-Operative Diagnosis:
1 left hip intertrochanteric femur fracture

Piedmont Medical Center
 222 S. Herlong Avenue
 Rock Hill, SC 29732-1158

Patient:	SULLIVAN, THOMAS D	Attending Provider:	DONAHUE DO,JEANA
MRN #:	610017	Admission Date:	6/10/2019
Account #:	111445250	Discharge Date:	6/15/2019
DOB/Age/Sex:	12/30/1950 / 72 years / Male	Lab Medical Director(s):	Robert E. Thomas Jr., MD

Rehabilitation Services

Legend: (c)=Corrected, (A)=Abnormal, (!)=Critical, (H)=High, *=Result Comment, T=Textual, W=Witness Action

Physical Therapy Information

Textual Results

T20: 6/12/2019 16:44 EDT (History Of Present Illness PT)

Implants/Explants:

Synthes short trochanteric femoral nail, 10 x 170 mm, 95 mm spiral blade, 34 mm Interlocking screw_

Signature Line

Electronically Signed On 06/11/19 14:47 EDT

BROWN III MD, EDWARD C

T21: 6/12/2019 16:44 EDT (Physical Therapy Orders)

Physical Therapy Evaluation & Treatment - Routine, 06/11/19 14:48:00 EDT, Reason: Education regarding mobility, Once Scheduled, Hip precautions

T24: 6/12/2019 16:44 EDT (PT Problem List)

Decreased aerobic endurance, Decreased gross motor skills, Poor handling tolerance, Ambulation deficits, Balance deficits, Bed mobility deficits, Coordination/Proprioception deficits, Decreased activity tolerance, Decreased knowledge of condition, Pain limiting function, Strength/range of motion deficits, Transfer deficits, Wheelchair mobility deficits

T28: 6/12/2019 16:44 EDT (PT Additional Assessment Information)

This is a 68 with hip pain from a fall. Patient stated he was walking into the Dollar General with his cane and tripped over a rug, and fell over on his left side. Patient has a history of CVA with left-sided weakness, patient has left hand contraction and left leg paralysis. In the ED patient left pelvis and hip x-ray revealed Nondisplaced intertrochanteric fracture of the left hip. S/P ORIF on 6/12/19.

Pt with decrease in functional status and requires skill PT to improve functional status to reach PLOF. Pt not safe to go home and high risk of falls. D/C to SNF is recommended. RN Shanika was informed about pt's T/R assist and tech. BSC was recommended. Pt was educated on need for AFO with L foot drop. PT at rehab to follow up on the same. Pt was recommended to get his cane and power W/C.

T31: 6/12/2019 16:44 EDT (PT Anticipated Treatments)

Balance training, Bed mobility training, Caregiver training, Gait training, Home exercise program, Neuromuscular re-education, Safety education, Strengthening, Therapeutic Activities, Therapeutic exercises, Transfer training

T35: 6/12/2019 16:44 EDT (PT Short Term Goal #4)

Standing balance S/D G/G- with cane

T37: 6/12/2019 16:44 EDT (Endurance During PT Treatment)

Fair, Easily short of breath, Easily fatigued, Multiple rest breaks required, Limited by medical condition

Event Date:	6/12/2019	Unit:	Reference Range:
Event Time:	12:00 EDT		
Charted By:	Sutton,OTR-L,Lanette		
Event:			
Rehab Patient States	I smoke pot, but only sometimes		
Physical Therapy Orders	See Below T22		
PT Integumentary Assessment	incision L hip with bandage		

Piedmont Medical Center
 222 S. Herlong Avenue
 Rock Hill, SC 29732-1158

Patient: SULLIVAN, THOMAS D Attending Provider: DONAHUE DO,JEANA
 MRN #: 610017 Admission Date: 6/10/2019
 Account #: 111445250 Discharge Date: 6/15/2019
 DOB/Age/Sex: 12/30/1950 / 72 years / Male Lab Medical Director(s): Robert E. Thomas Jr., MD

Rehabilitation Services

Legend: (c)=Corrected, (A)=Abnormal, (I)=Critical, (H)=High, *=Result Comment, T=Textual, W=Witness Action

Physical Therapy Information

Textual Results

T22: 6/12/2019 12:00 EDT (Physical Therapy Orders)
 Physical Therapy Evaluation & Treatment - Routine, 06/11/19 14:48:00 EDT, Reason: Education regarding mobility, Once Scheduled, Hlp precautions

Occupational Therapy Information

Event:	Event Date:	Event Time:	Charted By:	Unit:	Reference Range:
	6/12/2019	16:44 EDT	Shah P, Nimisha		
	6/12/2019	12:00 EDT	Sutton OTR: L, Lanette		
Occupational Therapy Orders		See Below ^{T38}			
History of Present Illness OT		-			
OT Problem List		-			
OT Additional Assessment Information		-			

Textual Results

T38: 6/12/2019 16:44 EDT (Occupational Therapy Orders)
 No active Occupational Therapy orders.
 T39: 6/12/2019 12:00 EDT (Occupational Therapy Orders)
 Occupational Therapy Evaluation & Treatment - Routine, 06/11/19 14:48:00 EDT, Once Scheduled
 T42: 6/12/2019 12:00 EDT (History of Present Illness OT)
 pt is a 68 yo male adm 6/10/19 s/p fall after tripping on rug outside Dollar store. pt with nondisplaced intertrochanteric fx L hip with subsequent L ORIF 6/11/19

PMH: CVA with L UE contracture and LE weakness 18 yrs ago, BPH, HTN, GERD, CAD

PLOF: pt lives alone and mod I with adls and mobility. pt uses SPC for mobility inside and outside. pt denies previous falls. pt able to cook and clean and relies on friends for transportation. pt uses power w/c on occasion

T43: 6/12/2019 12:00 EDT (OT Problem List)
 Balance deficits, Basic activity of daily living deficits, Decreased activity tolerance, Decreased functional mobility/transfers, Decreased strength/range of motion, Pain limiting function
 T46: 6/12/2019 12:00 EDT (OT Additional Assessment Information)
 pt is a 68 yo male adm 6/10/19 with L hip fx. pt with L ORIF on stroke side with L LE weakness and L UE flexion contracture. pt presents with decreased ind with mobility and adls. pt will benefit from OT to improve ind with self care skills and functional

Result Comments

f13: OT Additional Assessment Information
 status. pt also with limited endurance and noted wheezing with activity. pt with good potential to improve level of independence. recommend INPT REHAB/ACUTE REHAB when medically stable.

Piedmont Medical Center
 222 S. Herlong Avenue
 Rock Hill, SC 29732-1158

Patient: SULLIVAN, THOMAS D
 MRN #: 610017
 Account #: 111445250
 DOB/Age/Sex: 12/30/1950 / 72 years / Male

Attending Provider: DONAHUE DO,JEANA
 Admission Date: 6/10/2019
 Discharge Date: 6/15/2019
 Lab Medical Director(s): Robert E. Thomas Jr., MD

Rehabilitation Services

Legend: (c)=Corrected, (A)=Abnormal, (I)=Critical, (H)=High, *=Result Comment, T=Textual, W=Witness Action

Occupational Therapy Information

Event:	Event Date:	Event Time:	Charted By:	Unit:	Reference Range:
	6/12/2019	12:00 EDT	Sutton OTR: L. Lanette		
OT Plan/Goals Established w Pt/Caregiver	Yes				
OT Patient/Caregiver Goal	go to rehab				
OT STG #1	See Below T44				
OT STG #1 Assist Level	S				
OT STG #1 Timeframe	14			day	
OT STG #2	sba bed to bsc t/f with LRAD				
OT STG #2 Assist Level	SBA				
OT STG #2 Timeframe	14			day	
OT STG #3	See Below T45				
OT STG #3 Assist Level	S				
OT STG #3 Timeframe	14			day	

Textual Results

- T44: 6/12/2019 12:00 EDT (OT STG #1)
 s/u ub pan bath sitting eob using R UE
- T45: 6/12/2019 12:00 EDT (OT STG #3)
 pt will complete 10 min adl task with no rest breaks

Event:	Event Date:	Event Time:	Charted By:	Unit:	Reference Range:
	6/12/2019	12:00 EDT	Sutton OTR: L. Lanette		
OT Frequency	2-4 times/week				
OT Duration	Until discharge from facility				
OT Anticipated Treatments	See Below T40				
OT Plan/Goals Established w Pt/Caregiver	Yes				
OT Recommendations for Care	See Below T41				

Textual Results

- T40: 6/12/2019 12:00 EDT (OT Anticipated Treatments)
 Activity of daily living training, Functional transfers, Graded tasks/activities to increase endurance, Hip precautions, Mobility training, Patient/Caregiver education, Safety education
- T41: 6/12/2019 12:00 EDT (OT Recommendations for Care)
 Continue therapy in other facility

Piedmont Medical Center
 222 S. Herlong Avenue
 Rock Hill, SC 29732-1158

Patient: SULLIVAN, THOMAS D
 MRN #: 610017
 Account #: 111445250
 DOB/Age/Sex: 12/30/1950 / 72 years / Male

Attending Provider: DONAHUE DO,JEANA
 Admission Date: 6/10/2019
 Discharge Date: 6/15/2019
 Lab Medical Director(s): Robert E. Thomas Jr., MD

Rehabilitation Services

Legend: (c)=Corrected, (A)=Abnormal, (I)=Critical, (H)=High, *=Result Comment, T=Textual, W=Witness Action

Therapeutic Activities/Exercises

Event:	Event Date: Event Time: Charted By:	6/15/2019 08:47 EDT Kirk PTA, Tamella	6/14/2019 11:43 EDT Lucore PTA, Matthew	Unit:	Reference Range:
PT Ther Activity			1	Unit(s)	
PT Ther Ex		1		Unit(s)	
Therapeutic Exercise Provided		See Below T48	See Below T49		

Textual Results

- T48: 6/15/2019 08:47 EDT (Therapeutic Exercise Provided)
 Pt performed supine BLE AROM ankle pumps, quad sets, glut sets, hip abd/add (AAROM on L), and heel slides (A/AAROM on L) x 10reps. Repeated VC to continue task as pt kept stopping.
- T49: 6/14/2019 11:43 EDT (Therapeutic Exercise Provided)
 Pt states compliance with HEP. Pt able to complete AP, QS, heel slides, and hip abd/add x10 reps each.

Event:	Event Date: Event Time: Charted By:	6/13/2019 11:44 EDT Lucore PTA, Matthew	Unit:	Reference Range:
PT Ther Activity		1	Unit(s)	
Therapeutic Activities Provided		See Below T47 f14		
Therapeutic Exercise Provided		See Below T50		

Textual Results

- T47: 6/13/2019 11:44 EDT (Therapeutic Activities Provided)
 Pt transferred to EOB with Mod A to LLE and to upright trunk. Mod A needed to scoot forward at EOB. Pt required Max A to stand with R HHA. Pt unable to use RW secondary to LUE flexion synergy/contracture. VC needed for sequencing to take steps over to
- T50: 6/13/2019 11:44 EDT (Therapeutic Exercise Provided)
 Reclined BLE therex to increase strength and functional mobility. AP x10, QS x10, heel slides x10 self AAROM LLE. Pt educated on continuing to perform therex throughout the day.

Result Comments

- f14: Therapeutic Activities Provided
 chair. Pt was able to step with LLE however had difficulty advancing RLE secondary to pain in LLE. Pt demonstrated heel/toe pivot with RLE. Max A needed to transfer over to chair and Max A needed to control descent.

Piedmont Medical Center
 222 S. Herlong Avenue
 Rock Hill, SC 29732-1158

Patient:	SULLIVAN, THOMAS D	Attending Provider:	DONAHUE DO, JEANA
MRN #:	610017	Admission Date:	6/10/2019
Account #:	111445250	Discharge Date:	6/15/2019
DOB/Age/Sex:	12/30/1950 / 72 years / Male	Lab Medical Director(s):	Robert E. Thomas Jr., MD

Rehabilitation Services

Legend: (c)=Corrected, (A)=Abnormal, (I)=Critical, (H)=High, *=Result Comment, T=Textual, W=Witness Action

Speech Therapy Information

Event Date:	6/12/2019	6/12/2019		
Event Time:	16:44 EDT	12:00 EDT		
Charted By:	Shah PT, Nimisha	Sutton OTR-L, Lanette		
Event:			Unit:	Reference Range:
Speech Orders	See Below ^{T51}	See Below ^{T52}		

Textual Results

T51: 6/12/2019 16:44 EDT (Speech Orders)
 No active Speech-Language Pathology orders

T52: 6/12/2019 12:00 EDT (Speech Orders)
 No active Speech-Language Pathology orders

Therapy Treatment Times

Event Date:	6/15/2019	6/14/2019	6/13/2019	
Event Time:	08:47 EDT	11:49 EDT	11:44 EDT	
Charted By:	Kirk PTA, Temella	Lucore PTA, Matthew	Lucore PTA, Matthew	
Event:				Unit: Reference Range:
PT End Time	6/15/2019 08:47 EDT	6/14/2019 11:43 EDT	6/13/2019 11:44 EDT	
PT Start Time	6/15/2019 08:31 EDT	6/14/2019 11:32 EDT	6/13/2019 11:31 EDT	
PT Total Time 1	16	11	13	min

Event Date:	6/12/2019	6/12/2019		
Event Time:	16:44 EDT	12:00 EDT		
Charted By:	Shah PT, Nimisha	Sutton OTR-L, Lanette		
Event:			Unit:	Reference Range:
OT End Time	-	6/12/2019 09:20 EDT		
OT Procedures	-	See Below ^{T53}		
OT Start Time	-	6/12/2019 08:54 EDT		
OT Total Time 1	-	26	min	
PT End Time	6/12/2019 09:51 EDT	-		
PT Procedures	See Below ^{T54}	-		
PT Start Time	6/12/2019 09:38 EDT	-		
PT Total Time 1	13	-	min	

Textual Results

T53: 6/12/2019 12:00 EDT (OT Procedures)
 OT Eval Mod Complex Typically 45 Min

T54: 6/12/2019 16:44 EDT (PT Procedures)
 PT Eval Mod Complex Typically 30 Min

EXHIBIT 2C
ACS PRIMARY CARE

PO BOX 635003
CINCINNATI, OH 45263-5003

P1122
PATIENT STATEMENT

ACCOUNT NUMBER	STATEMENT DATE
63062735/29	07/26/23
CHECK NUMBER	PAYMENT AMOUNT

FOR PROPER POSTING
PLEASE WRITE IN CHECK
NUMBER AND AMOUNT PAID

63062735-29-2902

PLEASE WRITE YOUR ACCOUNT NUMBER ON YOUR CHECK.
MAKE PAYABLE IN U.S. DOLLARS TO:

THOMAS D SULLIVAN
283 SOUTHSIDE RD
ROCK HILL SC 29730

ACS PRIMARY CARE PHYSICIANS -
PO BOX 635003
CINCINNATI, OH 45263-5003

PATIENT NAME: THOMAS D SULLIVAN

TO PAY BY CREDIT CARD, COMPLETE
AND SIGN THE OTHER SIDE OF THIS STATEMENT.

PHYSICIAN SERVICES RENDERED AT: PIEDMONT MEDICAL CENTER
PAYMENTS AND INSURANCE INFORMATION MAILED SEVEN DAYS
PRIOR TO THE ABOVE STATEMENT DATE MAY NOT YET APPEAR.

TAXPAYER ID: 65-0691102

BILLING INQUIRIES: 888-952-6772

HOURS OF OPERATION: MONDAY - FRIDAY 8AM TO 7PM & SATURDAY 10AM TO 3PM ET
PROVIDE INSURANCE INFO OR PAY BY CREDIT CARD AT WWW.TEAMHEALTH.COM/BILLING

DATE/INVOICE #	DX/CPT CODE	DESCRIPTION	PROVIDER	CHARGES	PAYMENTS/CREDS
06/10/19 24081869	99285 6S72.142	EMERGENCY DEPT VISIT - 99285	MONAGHAN MD, GREGORY THOMAS	1802.00	
06/10/19 24081869	93010 6S72.142	ELECTROCARDIOGRAM REPORT - 93010	MONAGHAN MD, GREGORY THOMAS	160.00	

PHYSICIAN CHARGES ARE NOT INCLUDED IN THE FACILITY BILL.

ACCOUNT NUMBER: 63062735/29 STATEMENT DATE: 07/26/23 (HLI) TOTAL NOW DUE 1962.0

EXHIBIT 2D
ROCK HILL RADIOLOGY ASSOCIATES

ROCK HILL RADIOLOGY ASSOCIATES, P.A.
PO BOX 63308
CHARLOTTE NC 28265-3308
(866)264-3435

Patient:

Acct #: 116327
SULLIVAN, THOMAS D
283 SOUTHSIDE RD
ROCK HILL, SC 29730

Responsible party:

SULLIVAN, THOMAS D
283 SOUTHSIDE RD
ROCK HILL, SC 29730

Srv. Date	CPT	Proc. Description	Charge	Balance	Physician
06/10/2019	73502	X-RAY EXAM HIP UNI 2-3 V	\$50.00	\$50.00	GUY, MATTHEW S
06/10/2019	73552	X-RAY EXAM OF FEMUR 2/A	\$40.00	\$40.00	STANGAS, PETER A
06/10/2019	71045	RADIOLOGIC EXAMINATION,	\$47.00	\$47.00	GUY, MATTHEW S
06/10/2019	70450	CT HEAD/BRN C-MATRL	\$201.00	\$201.00	STANGAS, PETER A
06/11/2019	73501	X-RAY EXAM HIP UNI 1 VIE	\$40.00	\$40.00	SODERSTROM, LAWRENCE P
06/11/2019	73502	X-RAY EXAM HIP UNI 2-3 V	\$50.00	\$50.00	MATTHEWS, MARK R
06/11/2019	71045	RADIOLOGIC EXAMINATION,	\$47.00	\$47.00	SODERSTROM, LAWRENCE P

TOTAL BALANCE: \$475.00

EXHIBIT 2E
ANESTHESIA ASSOCIATES OF ROCK HILL

Anesthesia Associates of Rock Hill
 PO Box 645303
 Cincinnati, OH 45264-5303

**ACCOUNT
 ACTIVITY
 STATEMENT**

Thomas D Sullivan
 283 Southside Rd
 Rock Hill, SC 29730

Account No: RH77963 Date: 08/14/2023 Page 1 of 1
 Direct Telephone Number: (888) 276-1910

PLEASE KEEP THIS STATEMENT FOR YOUR RECORDS

Patient Name Sullivan, Thomas D

Dx 1 S72.012Unsp Intracapsular FX Left Femur Ini for Clos F Dx 2
 Dx 3 Dx 4

Date	Code	Activity Description	Physician	Referring	Amount
06/11/19	01230 QK	Anesth, Surgery of Femur ASA:01230-Anesth, Open Femur Time:12:52-14:50 Min:118 P/S:P3 TotU:14.00	Baker MD, Robert	Brown, Edward	1,428.00
06/11/19	01230 QX	Anesth, Surgery of Femur ASA:01230-Anesth, Open Femur Time:12:52-14:50 Min:118 P/S:P3 TotU:14.00	Feely CRNA, Barbara	Brown, Edward	1,162.00

EXHIBIT 2F
AMERICAN TRANSMED INC.

PRID: 57182525

Service: American TransMed Inc.
 (State ID: 039)
 Base: Rook Hill Office
 Unit: SC3344 (03332) (Transport)
 EMD: Not Applicable
 Dispatched As: Transfer / Interfacility /
 Palliative Care
 Mass Casualty: Not Recorded
 Vehic. Grid: York County SC
 Type of Svc: Interfacility Scheduled
 Dispatch Priority: No Lights and Siren
 Response Mode: Non-Emergent
 Moved Via: Stretcher
 Position: Semi-Fowler
 Disposition: Transported by stretcher
 Amb. Transport Code: Transfer Trip

Date: June 15, 2019

Team: ALS
 Crew 1: Driver/Pilot -
 Transport, Driver/Pilot -
 Response
 * Osborne, Kimberly
 EMT-P
 Crew 2: Primary Caregiver -
 Scene, Primary Caregiver -
 Transport
 Guerrero, Diego
 EMT-B

* designates an ALS Provider

Transport Mode: Non-Emergent
 Moved From: Stretcher
 Transport: Unable to stand without
 Assessment: assistance
 Unable to walk without
 assistance
 Pt. Condition: Unchanged
 Final Acuity: Lower Acuity (Green)
 CMS Service Level: ALS

Referring / Scene: Piedmont Medical Center
 (FD0004744) - Medical Floor
 222 Herlong Street
 Rook Hill, SC 29732-1952
 York County
 8033291234
 Ref. Zip: 29732-1952
 Ref County: York
 Scene Grid: York County SC

Receiving / Extended Care Facility
 Destination: ENCOMPASS HEALTH AND REHAB
 1798 Frank Gaston Road
 Rook Hill, SC 29732
 United States
 Dest. Grid: York County SC
 Destination Basis: Patient Choice, Patient's
 Physicians Choice

Last Name: SULLIVAN First: THOMAS Middle: D
 Address: 283 SOUTHSIDE ROAD
 City: Rook Hill ST: SC Zip: 29730
 County: York
 Country: United States
 Citizenship: United States
 Phone: Home: (504) 342-6379
 Home: (803) 412-1298
 DOB: 12/30/1950 SSN: 250-7B-0446
 Age: 68y Sex: M Weight:
 Height:

Subscriber: No
 Race: White, non-Hispanic
 DNR Orders: None

Barriers to Care: None Noted

Billing Information:

Company	Group	ID
Medicare (Medicare)		250780446A
Relative/Guarantor	SSN	DOB
SULLIVAN, ROBERT	504-342-6379	
Sibling		
United States		

Odometer	Times
Start: 0.1	Notified: 14:00
At Ref: 0.1	Dispatch: 14:00
At Rec: 0.3	Acknowledged: 14:00
End: 0.3	EnRoute: 14:50
Ed Miles: 0.2	At Ref: 14:55
Est Miles: 0.2	At Patient: 15:31
	Leave Ref: 15:41
	At Rec: 15:43
	Transfer Care Dest: 15:52
	Available: 15:54

Consent Signed: Yes
 PCS / Medical Necessity Signed: Yes
 Primary Method of Payment: Medicare

Payment Information

CMS Condition: Patient Safety (monitoring required), Patient Safety (risk of falling off stretcher)
 CMS Transport Patient was transferred to a Rehabilitation Facility
 Reason:
 Amb. Conditions Patient is confined to a bed or chair
 Indicator: Patient was moved by stretcher

Date PCS Signed: 06/15/2019 00:00

PCS Reason: Bed confined

Unable to maintain erect sitting position in a chair for time needed to transport, due to moderate muscular weakness and de-conditioning

PCS Provider Type: Registered Nurse

PCS Signatory Last: UNKEEPER

Name:

PCS Signatory DANIELLE

First Name:

Scene Information

Num. Patients On Scene: 1

Patient Belongings: BAGS, WALLET WITH CASH AND MONEY ORDER

Exposed: Kimberly Osbozne

Exposed: Diego Guerrero

Suspected Exposure/Injury: No

Suspected Exposure/Injury: No

Type of Exposure: None

Type of Exposure: None

Protective Equip: Gloves

Protective Equip: Gloves

Chief Complaint (Category: Transfer / Inter-Facility / Palliative Care,

L-HIP FX

Anatomic Location: Extremity - Lower

Secondary Complaint

UNSTEADY GAIT 2ND TO CVA/HIP FX

History of Present Illness

A2304 DISPATCHED TO PMC 303 FOR A TRANSPORT GOING TO ENCOMPASS HEALTH AND REHAB. U/A NURSE STATES PT CAME IN S/P FALL AND L-HIP PAIN, PT WAS FOUND TO HAVE L-HIP FX WHICH HAS BEEN REPAIRED. PT HAS PMH OF HTN, CVA W/L-HEMI, CAD, GERD, ANXIETY. PT HAS ALLERGY TO FLUOXETINE AND IS A FULL CODE. CREW FIND 68 Y/O MALE SITTING IN A RECLINER CHAIR, C/OX4 PERFUSED WARM AND DRY IN NO APPARENT DISTRESS. PT ASSISTED TO STRETCHER BY X2 EMTs VIA STAND AND PIVOT AND SECURED X2 STRAPS AND X2 RAILS IN SEMI-FOWLERS POSITION WITHOUT INCIDENT. PT LOADED TO A2304 AND SECURED, VITALS TAKEN AND NOTED. TRANSPORT BEGINS, UPON ASSESSMENT: HEENT(-), NO NECK PAIN, SYMMETRICAL CHEST RISE AND FALL. PT HAS CLEAR L-UPPER EXTREMITY HEMI, LOWER MOBILITY TO LIE. REST OF ASSESSMENT IS UNREMARKABLE. A2304 ARRIVES AT DESTINATION WITHOUT INCIDENT. PT BROUGHT INTO FACILITY VIA STRETCHER AND TRANSFERRED TO BED BY X2 EMTs VIA SHEET LIFT AND SECURED X2 RAILS IN SEMI-FOWLERS POSITION WITH NURSE CALL BUTTON LEFT NEXT TO PT WITHOUT INCIDENT. REPORT GIVEN TO NURSE AND PT CARE TRANSFERRED TO NURSE AND STAFF. A2304 CLEAR WITHOUT INCIDENT. END REPORT DG

Medical History	Current Medications	Allergies	Immunizations
Anxiety CAD CVA W/L-HEMI GERD Hypertension L-HIP FX Obtained From: Health Care Professional	ACETAMINOPHEN- HYDROCODONE Amlodipine Aspirin Atorvastatin Esomeprazole Hydrochloride Metoprolol Mirtazapine Omeprazole Tamsulosin Trazodone Venlafaxine	Fluoxetine	Up to Date as of

Neurological Exam

Level of Consciousness: Alert Loss of Consciousness: No

Chemically Paralyzed: No

Neurological Present: Abnormal Gait

Mental Present: Within Normal Limits

Glasgow Coma Scale
E V M Tot
Int: 4 5 6 = 15
Revised Trauma Score
12.00

Pupils		Motor	Sensory
Left	Right	LA:	RA:
Size:		Normal	Normal
		Normal	Normal

8/10/23, 8:40 AM

Patient chart 67182525

P1129

React: Reactive	Reactive	LL: Weak	Neurological Exam
Comments:		RL: Weak	Normal
Airway		Respiratory	
Status: Patent		Effort: Normal	
Cardiovascular			
JVD: Not Appreciated		Cap. Refill: Less than 2 Seconds	
Edema: Not Appreciated		Pulses	
		Left	Right
		Carotid:	
		Radial: Normal	Normal
		Femoral:	
Cardiac Arrest			
Arrest Present During This Call: No			
Injury Details			
Reason for Encounter: Non-Injury			
Drugs/Alcohol?: None			
Drug/Alcohol Indicators Present: None			

Tactical Physical Findings	
Assessment	
Skin: Capillary Nail Bed Refill less than 2 seconds, Dry, Warm	
Extremities: Normal.	

Impression / Diagnosis	
System: Musculoskeletal	
Symptoms: Transport Only, Weakness	
Impression: Weakness	
CMS Condition: Patient Safety (monitoring required), Patient Safety (risk of falling off stretcher)	
Initial Patient Acuity: Lower Acuity (Green)	

Activity												
Time	Sp. O ₂	HR	BP	RR	SpO ₂	Resp	SpO ₂	CO ₂	SpO ₂ Method	SpO ₂	SpO ₂	SpO ₂
	SpO ₂	HR	BP	RR	SpO ₂	Resp	SpO ₂	CO ₂	SpO ₂ Method	SpO ₂	SpO ₂	SpO ₂
15:41	B2	110 / 58	75 / 94	16			0/5/6	Universal	0	12	#2	
	Palpated	Normal	Alex					Clare				

* Assessment made by

Response Factors Affecting Care: None

Scene Factors Affecting Care: None

Transportation Factors Affecting Care: None

Paperwork from Referring: Paperwork, Patient Belongings

Paperwork to Receiving: Paperwork, Patient Belongings

Continuation Statement for Non-Emergency Ambulance Services - Version 1.8

SECTION I - PATIENT INFORMATION

Patient's Name: Thomas Sullivan Date of Birth: 12/30/50 Medicare #: Q50780446A
Transport Date: 6/15/19 (PCS is valid for round trip on this date and for all repetitive trips in the 60-day range as noted below.)
Origin: KMAC Destination: Encompass
Is the pt's stay covered under Medicare Part A (EPE/DRG)? YES NO
Closest appropriate facility? YES NO If no, why is transport to more distant facility required?
If hosp-hosp transfer, describe services needed at 2nd facility not available at 1st facility: N/A
If hospice pt, is this transport related to pt's terminal illness? YES NO Describe: N/A

SECTION II - MEDICAL NECESSITY QUESTIONNAIRE

Ambulance transportation is medically necessary only if other means of transport are contraindicated or would be potentially harmful to the patient. To meet this requirement, the patient must be either "bed confined" or suffer from a condition such that transport by means other than ambulance is contraindicated by the patient's condition. The following questions must be answered by the medical professional signing below for this form to be valid:

- 1) Describe the MEDICAL CONDITION (physical and/or mental) of this patient AT THE TIME OF AMBULANCE TRANSPORT that requires the patient to be transported in an ambulance and why transport by other means is contraindicated by the patient's condition: L Hip A/, HTN, G.I.D., Anxiety
2) Is this patient "bed confined" as defined below? YES NO
3) Can this patient safely be transported by car or wheelchair van (i.e., seated during transport), without a medical attendant or mon/coring? YES NO
4) In addition to completing questions 1-3 above, please check any of the following conditions that apply:
Contractures, Non-healed fractures, Patient is confused, Patient is comatose, Moderate/severe pain on movement, Danger to self/other, IV meds/fluids required, Patient is combative, Need or possible need for restraints, DVT requires elevation of a lower extremity, Medical attendant required, Requires oxygen - unable to self administer, Special handling/isolation/infection control precautions required, Unable to tolerate seated position for time needed to transport, Hemodynamic monitoring required enroute, Unable to sit in a chair or wheelchair due to decubitus ulcers or other wounds, Cardiac monitoring required enroute, Morbid obesity requires additional personnel/equipment to safely handle patient, Orthopedic device (backboard, halo, pins, traction, brace, wedge, etc.) requiring special handling during transport, Other (specify): weakness

SECTION III - SIGNATURE OF PHYSICIAN OR HEALTHCARE PROFESSIONAL

I certify that the above information is true and correct based on my evaluation of this patient, and represent that the patient requires transport by ambulance and that other forms of transport are contraindicated. I understand that this information will be used by the Centers for Medicare and Medicaid Services (CMS) to support the determination of medical necessity for ambulance services, and I represent that I have personal knowledge of the patient's condition at the time of transport.

If this box is checked, I also certify that the patient is physically or mentally incapable of signing the ambulance service's claim and that the institution with which I am affiliated has furnished care, services or assistance to the patient. My signature below is made on behalf of the patient pursuant to 42 CFR §44.38(b)(4). In accordance with 42 CFR §424.51, the specific reason(s) that the patient is physically or mentally incapable of signing the claim form is as follows:

Signature of Physician or Healthcare Professional: [Signature] Date Signed: 6/15/19
(For scheduled repetitive transport, this form is not valid for transports performed more than 60 days after this date).

Printed Name and Credentials of Physician or Healthcare Professional (MD, DO, RN, etc.): Danielle Luker LMSW
*Form must be signed only by patient's attending physician for scheduled, repetitive transports. For non-repetitive, unscheduled ambulance transports, if unable to obtain the signature of the attending physician, any of the following may sign (please check appropriate box below):

- Physician Assistant, Nurse Practitioner, Clinical Nurse Specialist, Discharge Planner, Registered Nurse

Discharge Summary BMR No Cosign
 * Final Report *

SULLIVAN, THOMAS D - 610017

*** Final Report ***

Discharge Summary

Date/Time Note Created: 06/15/2019 13:03

Date of Admission: 6/10/2019_

Date of Discharge: 6/15/2019_

Admitting Physician: Dr. Kesner_

Discharge Diagnosis (2)

Closed intertrochanteric fracture (S72.143A): _

Intertrochanteric fracture of left hip (S72.142A): _

Consulting Services: Orthopedic surgery_

Hospital Course:

Patient is a 68-year-old male who was admitted for medical management and treatment of left hip fracture, acute kidney injury, and chest congestion. Patient was admitted on 6/10/2018 for treatment of his left hip fracture. Patient underwent orthopedic surgical correction of his left hip fracture on 6/11/2019. Patient did well with surgery and has been worked with physical therapy in the hospital. Patient had some issues with his breathing after surgery he was able to maintain his saturations well which is felt congested in his chest however patient was given some Mucinex which help with this. Patient was able to maintain his hydration and did not require any submental oxygen. They report date of discharge patient had some elevated creatinine which was determined to be secondary to dehydration. Patient was given IV fluids and responded well and on day of discharge his creatinine was fully corrected. Patient was discharged to skilled nursing facility for further rehabilitation. Patient will need to follow-up with orthopedic surgery as outpatient. On 6/15/2019 patient became stable ready for discharge to skilled nursing facility for rehabilitation patient will need to follow-up with PCP and orthopedic surgery.

Procedures:

Left hip surgery for left hip fracture_

Physical Examination at Discharge:

General: Well developed, Well nourished, Lying in bed, in no acute distress.

Heart: Regular Rate and rhythm, no gallop, no murmur

Lungs: Clear to auscultation bilaterally in all fields, no wheezes or rhonchi

Abdomen: Positive bowel sounds in all four quadrants, soft, non-tender in all four quadrants, no rebound tenderness, no

hepatosplenomegaly

Extremities: Range of motion grossly intact in bilateral upper and lower extremities

Skin: No erythema or calor. No rash.

Psych: Alert, Appropriate affect_

Disposition:

Discharge to skilled nursing facility for rehabilitation_

<u>Discharge Medications (12)</u>	<u>Order Details</u>	<u>Status</u>
New / Continued Meds: (11)		
amL(OD)Pine	5 mg, Oral, Daily	Continue
aspirin	325 mg, Oral, Daily	Continue

Printed by: Unkefer MSW, Danielle
 Printed on: 06/15/2019 14:29 EDT

Page 1 of 3
 (Continued)

Discharge Summary EMR No Cosign
 * Final Report *

SULLIVAN, THOMAS D - 610017

atorvastatin	20 mg, Oral, Daily	Continue
busPIRone 15 mg oral tablet	15 mg = 1 tab, Oral, TID	Continue
metoprolol	12.5 mg, Oral, BID	Continue
mirTAzapine	45 mg, Oral, Q Bedtime	Continue
omeprazole	20 mg, Oral, BID AC	Continue
tamsulosin	0.4 mg, Oral, Daily	Continue
trAZODone 100 mg oral tablet	100 mg = 1 tab, Oral, Q Bedtime	Continue
venlafaxine 75 mg oral capsule, extended release	75 mg = 1 cap, Oral, Daily	Continue
acetaminophen-HYDRocodone 325 mg-5 mg oral tablet	1 tab, Oral, Q4hr, PRN: Pain Moderate	New
Stopped Meds: (1) simvastatin		Stop

Durable Medical Equipment:
 None_

Instructions:

- Dietary: Resume home diet_
- Activity: Progressive ambulation with rehabilitation_
- Follow-Up: Follow-up with PCP in 5 to 7 days and follow-up with orthopedic surgery_
- Other: None_

Condition at Discharge:
 Stable

Patient was seen and examined on the date of discharge. Discharge time spent was 35 minutes for face to face evaluation of the patient, discussion and delivery of discharge plans as well as this documentation.

Signature Line

Electronically Signed On 06/15/19 13:07 EDT

CHURCH DO, JEANA

Completed Action List:

- * Perform by CHURCH DO, JEANA on June 15, 2019 13:07 EDT
- * Modify by CHURCH DO, JEANA on June 15, 2019 13:07 EDT
- * Sign by CHURCH DO, JEANA on June 15, 2019 13:07 EDT Requested by CHURCH DO, JEANA on June 15, 2019 13:07 EDT
- * VERIFY by CHURCH DO, JEANA on June 15, 2019 13:07 EDT

Result type: Discharge Summary EMR No Cosign
 Result date: June 15, 2019 13:03 EDT
 Result status: Auth (Verified)
 Result title: Hospitalist discharge summary
 Performed by: CHURCH DO, JEANA on June 15, 2019 13:07 EDT
 Verified by: CHURCH DO, JEANA on June 15, 2019 13:07 EDT

Patient Record 57182525 Patient: THOMAS SULLIVAN

Patient Signature

SECTION I - PATIENT SIGNATURE

The patient must sign here unless the patient is physically or mentally incapable of signing.
NOTE: If the patient is a minor, the parent or legal guardian should sign in this section.

Privacy Practices Acknowledgment: by signing below, the signer acknowledges that American TransMed provided a copy of its Notice of Privacy Practices to the patient or other party with instructions to provide the Notice to the patient.
A copy of this form is valid as an original

I authorize the submission of a claim for payment to Medicare, Medicaid, or any other payor for any services provided to me by American TransMed now, in the past, or in the future. I understand that I am financially responsible for the services and supplies provided to me by American TransMed, regardless of my insurance coverage, and in some cases, may be responsible for an amount in addition to that which was paid by my insurance. I agree to immediately remit to American TransMed any payments that I receive directly from insurance or any source whatsoever for the services provided to me and I assign all rights to such payments to American TransMed. I authorize American TransMed to appeal payment denials or other adverse decisions on my behalf without further authorization. I authorize and direct any holder of medical information or other relevant documentation about me to release such information to American TransMed and its billing agents, the Centers for Medicare and Medicaid Services, and/or any other payors or insurers, and their respective agents or contractors, as may be necessary to determine these or other benefits payable for any services provided to me by American TransMed, now, in the past, or in the future.

If the patient signs with an "X" or other mark, a witness should sign below



Date: 06/15/2019 15:30:06
Name of Signatory:
Reason for signing:
Relationship to Patient of Signatory:
Phone Number of Signatory:

SULLIVAN THOMAS



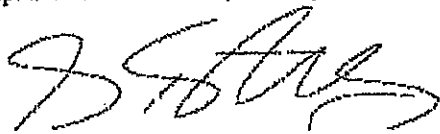
Date: 06/15/2019 15:30:15
Name of Signatory:
Reason for signing:
Relationship to Patient of Signatory:
Phone Number of Signatory:

Patient Record 57182525 Patient: THOMAS SULLIVAN

Receiving Facility Representative Signature

B. Receiving Facility Representative Signature

The patient named on this form was received by this facility at the date and time indicated above. My signature is not an acceptance of financial responsibility for the services rendered to this patient.



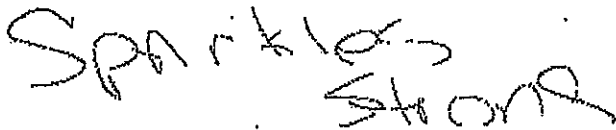
Date: 06/15/2019 15:52:17.

Name of Signatory:

Reason for signing:

Relationship to Patient of Signatory:

Phone Number of Signatory:



Date: 06/15/2019 15:52:15

Name of Signatory:

Reason for signing:

Relationship to Patient of Signatory:

Phone Number of Signatory:

Patient Name: SULLIVAN, THOMAS D
Date of Birth: 12/30/1950

MRN: 129638
FIN: 235476

* Referring Facility Documentation - Auth (Verified) *

IP Depart Summary
* Final Report *

SULLIVAN, THOMAS D - 610017

* Final Report *

IP Depart Summary (Verified)

Piedmont Medical Center

Clinical Summary

Current Date: 06/15/2019 13:03:11

Name: SULLIVAN, THOMAS D

Address: 285 SOUTHSIDE RD ROCK HILL SC 29730-8521

Phone: 8034121298

Date of Birth: 12/30/1950 MRN: 610017 FIN:

Encounter Type: 1 - Inpatient

PHYSICIANS INFORMATION

Primary Care Physician: PCP, NO Phone Number:

Consulting Physician: BROWN III MD, EDWARD C; HIPPS APRN, SHERLTANA

Attending Physician: DANIEL MD, ROOSEVELT G

Admitting Physician: DANIEL MD, ROOSEVELT G

Piedmont Medical Center would like to thank you for allowing us to assist you with your healthcare needs. The following includes patient education materials and information regarding your injury/illness.

CLINICAL INFORMATION

Allergies: FL Dioxofine

Printed by: Unkafer MSW, Danfelle
Printed on: 06/15/2019 14:30 EDT

Page 1 of 7
(Continued)

Patient Name: SULLIVAN, THOMAS D
Date of Birth: 12/30/1950

PRN 120638
FIN: 235476

* Referring Facility Documentation - Auth (Verified) *

Admission H&P EMR No Cosign
* Final Report *

SULLIVAN, THOMAS D - 6 0017

* Final Report *

History and Physical

Date/Time Note Created: 06/10/2019 14:48

Date/Time Patient Seen: [06/10/2019 14:20] _

Attending Physician: [Dr. Keener] _

Chief Complaint:
[Fall] _

History of Present Illness:

[This is a 68 with hip pain from a fall. Patient stated he was walking into the Dollar General with his cane and tripped over a rug, and fell over on his left side. Patient has a history of CVA with left-sided weakness, patient has left hand contraction and left leg paralysis. Patient denies any dizziness, loss of consciousness, headache, shortness of breath, or chest pain. In the ED patient left pelvis and hip x-ray revealed nondisplaced intertrochanteric fracture of the left hip. Orthopedic surgeons consulted for evaluation and treatment and recommended patient have a ORIF.]

Past Medical History:

[Hypertension]
CVA with left upper and lower extremity weakness
Coronary artery disease
GERD
Ardely] _

Past Surgical History:

[Bilateral femur surgery] _

Home Medications (0)

Medication by Rx Documentation is pending.

Allergies (1) Active	Reaction
FLUOXETINE	None Documented

Family History:

[Father positive for MI] _

Social History:

Patient denies any tobacco or alcohol use. Patient uses a cane to ambulate] _

Review of Systems:

CONST: [No fever, fatigue, or weight changes] _
EYES: [No recent vision problems] _
ENT: [No congestion, ear pain, or sore throat] _
CV: [No chest pain, palpitations, or edema] _
RESP: [No cough, congestion, wheezing or shortness of breath] _
GI: [No abdominal pain, nausea, vomiting, constipation, or diarrhea] _
GU: [No incontinence or dysuria] _

Printed by: [Unkafer MSW, Danielle]
Printed on: 06/15/2019 14:37 EDT

Page 1 of 5
(Continued)

EXHIBIT 2G

ENCOMPASS HEALTH REHABILITATION HOSPITAL

Encompass Health Rehabilitation Hospital of Rock Hill

Patient: SULLIVAN, THOMAS D

MRN: 126638

FIN#: 235476

DOB/Age/Gender: 12/30/1950 72 years Male

Admit Date: 6/15/2019

Discharge Date: 6/26/2019

Attending Phys: Craft MD, Cynthia

DC Info/Summary

We recommend that you plan to see a health care provider a few days or weeks after this hospitalization. The following information shows appointments that have been scheduled for you, or that you will need to schedule for yourself.

With:	Address:	When:
Dr. Edward Brown @ OrthoCarolina	197 Piedmont Blvd, Suite 111 Rock Hill, SC 29732	06/26/2019 9:15 AM
With:	Address:	When:
VA Clinic	2670 Mills Park Rd Rock Hill, SC 366-4848	Within 1 week

Comments:

Encompass to fax records to VA Clinic -803-325-1612

Suicide Prevention Information

The National Suicide Prevention Lifeline provides free and confidential emotional support to people in suicidal crisis or emotional distress. These services are provided 24 hours a day, 7 days a week. Please call 1-800-273-TALK (8255).

YOUR DISCHARGE INSTRUCTIONS: The following instructions are provided to you by your nurses and therapists. For most people leaving the hospital, ongoing treatment and management is necessary. You might need to change wound dressings, perform certain exercises, or keep a certain diet. Be sure you understand how to manage your condition. Your doctor may also order ongoing nursing or therapy through home health or outpatient services. Your case manager or nurse will review these plans with you so that you know what to expect when you leave the hospital.

Patient Care Team Discharge Instructions:

06/24/19 16:19 BDI Performed by Francisco PI, Allison
Physical Therapy Discharge Instructions

- Safety and Weight Bearing:** Follow safety instructions/precautions provided to you during your stay
- Getting In and Out of Bed:** You can get in and out of bed independently
- On Level Surfaces Indoors:** See Special Instructions
- Level Surfaces Special Instructions:** Use your powerchair independently. Always have someone with you

Encompass Health Rehabilitation Hospital of Rock Hill

Patient: SULLIVAN, THOMAS D

MRN: 126638

FIN#: 235476

DOB/Age/Gender: 12/30/1950 72 years Male

Admit Date: 6/15/2019

Discharge Date: 6/26/2019

Attending Phys: Craft MD, Cynthia

DC Info/Summary

DOCUMENT NAME:	Physician Discharge Summary
SERVICE DATE/TIME:	6/26/2019 14:32 EDT
RESULT STATUS:	Auth (Verified)
PERFORM INFORMATION:	Craft MD, Cynthia (6/25/2019 16:28 EDT)
SIGN INFORMATION:	Craft MD, Cynthia (6/26/2019 14:32 EDT)

Discharge Summary Rehab *

Patient:	SULLIVAN, THOMAS D	MRN:	126638	FIN:	235476
Age:	68 years	Sex:	Male	DOB:	12/30/1950
Associated Diagnoses:	None				
Author:	Craft MD, Cynthia				

Discharge Information

Discharge Summary Information: Admitted 6/15/2019, Discharged 6/26/2019, BPH

CAD

chronic anxiety

CVA w/ left hemiparesis

HTN

left non-displaced intertrochanteric femur fracture

normocytic anemia

Substance abuse-marijuana .

Admitting physician: Craft MD, Cynthia.

Consulting physician: Louie DO, Rebecca.

History of Present Illness

68-year-old white male past medical history significant for CVA with left hemiparesis, history of alcohol abuse, anxiety, coronary artery disease, essential hypertension, chronic insomnia, admitted to Encompass Health. He was transferred from Piedmont Medical Center where he was admitted on 6/11/2019 after a fall. Patient reports he was at Family Dollar and tripped over a rug after exiting the building. He was taken to the emergency department and was found to have a nondisplaced intertrochanteric fracture of the left femur. Patient underwent ORIF on 6/12/2019 without complications. He has been transferred to our facility for further short-term rehabilitation. Patient states prior to this fall he lived at home alone and was independent with activities of daily living. He does use a cane while ambulating outside. Patient reports he does not drive.

Review / Management

Results review

ADL Status

Eating Functional Status: Mod I (06/25/19)
 Grooming Functional Status: Mod I (06/25/19)
 Shower/Bathing Functional Status: Mod I (06/25/19)
 UE Dressing Functional Status: Mod I (06/25/19)
 Don/DoFF Footwear Functional Status: Mod I (06/25/19)
 LB Dressing Including Footwear Functi: Mod I (06/25/19)
 LB Dressing w/o Footwear Functional Stat: Mod I (06/25/19)
 Oral Hygiene Functional Status: Mod I (06/25/19)
 Toilet Transfer Functional Status: Mod I (06/25/19)

Encompass Health Rehabilitation Hospital of Rock Hill

Patient: SULLIVAN, THOMAS D

MRN: 126638

Admit Date: 6/15/2019

FIN#: 235476

Discharge Date: 6/26/2019

DOB/Age/Gender: 12/30/1950 72 years Male

Attending Phys: Craft MD, Cynthia

DC Info/Summary

Tub/Shower Transfer Functional Status: Sup (06/25/19)

Toileting Hygiene Functional Status: Mod I (06/25/19), Mobility Functional Status

Ambulation

Ambulation Distance FS: 150 ft (06/25/19)

Ambulation Device Utilized Rehab FS: Platform walker (06/25/19)

Locomotion Walk Functional Status: Supervision/Setup (06/25/19)

Bed Mobility

Bed Mobility Roll Left: Mod I (06/25/19)

Bed Mobility Roll Supine: Mod I (06/25/19)

Bed Mobility Supine to Sit: Mod I (06/25/19)

Bed Mobility Sit to Supine: Mod I (06/25/19)

Transfers

Bed Mobility Sit to Stand: Mod I (06/25/19)

Bed Mobility Stand to Sit: Mod I (06/25/19)

Sit to Sit Transfer: Mod I (06/25/19)

Transfer Bed to and From Chair Rehab: Mod I (06/25/19)

Toilet Transfer Functional Status: Mod I (06/25/19)

Car Transfer Assistance Level: Mod I (06/25/19)

Stairs

Locomotion Stair Functional Status: Does not occur (06/25/19), Speech/Language & Cognition

Functional Status

Comprehension Mode Functional Status: Auditory (06/15/19)

Expression Mode Functional Status: Vocal (06/15/19)

Physical Examination

General: No acute distress, lying quietly in bed.

HEENT: Normocephalic, Oral mucosa is moist.

Respiratory: Clear to auscultation bilaterally. Nonlabored breathing.

Cardiovascular: Normal rate, Regular rhythm, No murmur, Normal peripheral perfusion, No edema.

Gastrointestinal: Soft, Non-tender, Non-distended, Normal bowel sounds.

Integumentary: Clean, Dry, Pink, Warm, No pallor, No rash, Please review multimedia for pictures of wounds/skin.

Musculoskeletal: LUE/LLE atrophy and weakness

Neurologic: Left hemiparesis; left facial droop.

Mental status/ Cognition: Alert, Oriented x 3

Psychiatric: Cooperative, Appropriate mood & affect.

VS/Measurements

Vital Signs

6/26/2019 05:36

Temperature Oral F	97.6 DegF	NORM
Peripheral Pulse Rate	83 bpm	NORM
Respiratory Rate	18 bx/min	NORM
Systolic Blood Pressure	173 mmHg	HI
Systolic Blood Pressure	173 mmHg	HI
Diastolic Blood Pressure	74 mmHg	NORM
Diastolic Blood Pressure	74 mmHg	NORM

Hospital Course

Encompass Health Rehabilitation Hospital of Rock Hill

Patient: SULLIVAN, THOMAS D

MRN: 126638

FIN#: 235476

DOB/Age/Gender: 12/30/1950 72 years Male

Admit Date: 6/15/2019

Discharge Date: 8/26/2019

Attending Phys: Craft MD, Cynthia

DC Info/Summary

Left nondisplaced intertrochanteric femur fracture-patient status post ORIF postop #15. He can continue PRN hydrocodone 5/3 and 25 mg p.o. every 4 hours p.o. for pain. He is to follow-up with provider today for discharge.

Hypokalemia-resolved after oral supplementation. Follow-up with primary care provider for continued monitoring.

Normocytic anemia-most secondary to postop blood loss. Follow with primary care provider for continued monitoring.

CVA w/ left hemiparesis-continue with secondary prophylaxis.

Essential hypertension-patient is continue amlodipine and metoprolol. Systolic blood pressure 120-140.

Coronary artery disease-patient is to continue aspirin, statin. Follow up with cardiology as directed.

Chronic anxiety-patient is to continue BuSpar and Effexor.

Chronic insomnia-patient is continue trazodone and Remeron.

BPH with LUTS-patient is to continue Flomax.

Substance abuse-patient was caught vaping marijuana. Encouraged cessation of illicit substance use.

Discharge Plan

Instructions to patient

Discharge medications: See below.

Physical activity: As tolerated.

Precautions: weight bearing As tolerated.

Diet: Cardiac.

Discharge disposition:

Discharge to home: alone.

Education and Follow-up

Counseled: patient.

Discharge Summary Plan

Discharge Status: improved.

Prescriptions: written and given to patient.

Discharge Medication Post Reconciliation (ST)

Home Medications (11) Active

acetaminophen-HYDROcodone 325 mg-5 mg oral tablet 1 tab, PRN, Oral, TID

amLODIPine 5 mg oral tablet 5 mg = 1 tab, Oral, Daily

aspirin 325 mg oral tablet 325 mg = 1 tab, Oral, Daily

atorvastatin 20 mg oral tablet 20 mg = 1 tab, Oral, QHS

busPIRone 15 mg oral tablet 15 mg = 1 tab, Oral, TID

metoprolol tartrate 25 mg oral tablet 12.5 mg = 0.5 tab, Oral, BID

mirtazapine 45 mg oral tablet 45 mg = 1 tab, Oral, QHS

omeprazole 20 mg oral delayed release capsule 20 mg = 1 cap, Oral, BIDAC

tamsulosin 0.4 mg oral capsule 0.4 mg = 1 cap, Oral, Daily

trazODone 100 mg oral tablet 100 mg = 1 tab, Oral, QHS

P1243

Encompass Health Rehabilitation Hospital of Rock Hill

Patient: SULLIVAN, THOMAS D

MRN: 126638

FIN#: 235476

DOB/Age/Gender: 12/30/1950 72 years Male

Admit Date: 6/15/2019

Discharge Date: 6/26/2019

Attending Phys: Craft MD, Cynthia

DC Info/Summary

venlafaxine 75 mg oral capsule, extended release 75 mg = 1 cap, Oral, Daily.

Electronically Authenticated on 06/26/2019 02:32 PM

Cynthia Craft, MD

EXHIBIT 2H
ORTHO CAROLINA

Patient Statement
 Patient: THOMAS SULLIVAN DOB: 12/30/1950
 MRN: 10978404
 Visit Dates from 6/1/2019 to 7/31/2019
 Provider: All Providers

Guarantor: THOMAS SULLIVAN
 283 SOUTHSIDE RD ROCK HILL, SC 29730

Date	Description	Provider Code	Provider Address
11/2019	ENCOUNTER CHG-3282057 WITH BROWN III, EDWARD	29A	137 PIEDMONT BLVD ROCK HILL, SC 29732

Transaction Date	Code	Modifier	Description	Dx1	Dx2	Dx3	Dx4	Charge Amount	Payment Amount
11/2019	99222		INIT HOSP CARE-DA E&M MOD		572142			\$250.00	

Date	Description	Provider Code	Provider Address
11/2019	ENCOUNTER CHG-3282056 WITH BROWN III, EDWARD	29A	137 PIEDMONT BLVD ROCK HILL, SC 29732

Transaction Date	Code	Modifier	Description	Dx1	Dx2	Dx3	Dx4	Charge Amount	Payment Amount
11/2019	27245		OPEN IX INTERTROCH FEM FX		572142			\$2243.00	

Date	Description	Provider Code	Provider Address
1/26/2019	ENCOUNTER CHG-32818162 WITH BROWN III, EDWARD	29A	137 PIEDMONT BLVD ROCK HILL, SC 29732

Transaction Date	Code	Modifier	Description	Dx1	Dx2	Dx3	Dx4	Charge Amount
3/26/2019	99024		POSTOP F/U VISIT INCLD GL		M2555			\$0.00

Date	Description	Provider Code	Provider Address
6/26/2019	ENCOUNTER CHG-32818161 WITH BROWN III, EDWARD	29A	137 PIEDMONT BLVD ROCK HILL, SC 29732

Transaction Date	Code	Modifier	Description	Dx1	Dx2	Dx3	Dx4	Charge Amount
6/26/2019	73502		X-RAY HIP UNI 2-3 VIEWS		M2555			\$72.00

Description

ENCOUNTER CHG-33129982 WFTB BROWN II, EDWARD

Provider Code Provider Address

23A

157 HEDMONT BLVD ROCK HILL, SC 29732

<u>Revision Date</u>	<u>Code</u>	<u>Modifier</u>	<u>Description</u>	<u>Dx1</u>	<u>Dx2</u>	<u>Dx3</u>	<u>Dx4</u>	<u>Charge Amount</u>	<u>Payment Amount</u>
11/19	89024		POSTOP F/U VISIT INCLD GL		572142			\$0.00	
11/19	73502		X-RAY HIP UNI 2-3 VIEWS	Dx1	Dx2	Dx3	Dx4	572142	\$72.00

06/25/2019 Scanned Document in .CC DATA CONVERSION

Office Note Scans

Operative Report - Document on 6/25/2019

Document (below)

6/25/2019

Physician Portal

FMC - Piedmont Medical Center

Date and Time Generated: Thu Jun 28 2019 15:55:42 GMT-0400 (Eastern Daylight Time)
 Generated by: Rebecca Seydharz

822 S Herkum Ave
 Rock Hill, SC 29732
 US
 (803) 228-1234

SIGNED

SULLIVAN, THOMAS D (WS WR03 A)

Report Name	Operative Note EHR No Design	Dictation Date/Time	06/12/2019 14:39:00
Dictating Physician	BROWN III, EDWARD C	Transaction Date/Time	06/12/2019 14:39:00
Medical Record Number	610017	Document ID	6927351130
Account Number	11445280	Admit Date	06/10/2019 14:09:00
Date of Birth	12/30/1950	Discharge Date	06/16/2019 15:40:00

Operative Report

Date/Time Note Created: 06/12/2019 14:39

Procedure(s) Performed:

#1 ORIF left hip intertrochanteric femur fracture.

Procedure/Surgery Start:

Primary Surgeon(s):

Edward Brown, MD

Assisted by:

None

Anesthesiologist/CRNA:

Foppester MD

Anesthesia Type:

Spinal anesthesia

Pre-Operative Diagnosis:

1 left hip intertrochanteric femur fracture.

06/25/2019 - Scanned Document (In: OG DATA CONVERSION) (continued)

Office Note Scans (continued)

6/25/2019

Physician Portal

Post-Operative Diagnosis:

Same as above.

Indications for Procedures:

See hospital notes.

Description of Procedure(s):

Patient was correctly identified in the holding area. Surgical site was
 initialed. He received 2 g Ancef IV preoperatively. Anesthesia team
 administered a spinal anesthetic. The left foot was padded and secured in the
 ski boot. He was then transferred to the Hens table. The right lower
 extremity was placed in the wall-leg holder. The left hip was then positioned
 with slight adduction and internal rotation and slight traction. AP and
 lateral views on fluoroscopy showed anatomic reduction of his hip fracture.
 The left hip and thigh was then sterilely prepped and draped usual fashion.
 An active timeout was performed.

Fluoroscopy was utilized to identify the desired entry point for the
 guidewire. A 4 cm skin incision was then made just proximal to and extending
 to the tip of the trochanter. Bovie cautery was used to obtain hemostasis and
 go through subcutaneous tissue the fascia lata. The fascia was then incised
 through the length the skin incision. The greater trochanter was easily
 palpated and the guidewire was placed in desired position under fluoroscopic
 guidance. The guidewire was then advanced into the intramedullary canal in
 desired position. This is confirmed on AP and lateral views. The entry
 reamer and protective sleeve was then positioned tip the greater trochanter
 and then advanced under fluoroscopic guidance. A ball-tipped guidewire was
 then passed through the greater trochanter entry hole down each measure canal
 down to his previous femoral shaft fracture. Measurement of the
 intramedullary canal was 235 mm. Reaming was then performed from 9.5 through
 11.0 mm reamer. A 10 x 170 millimeter trochanteric nail was then passed over
 the intramedullary guidewire and down to desired position. Guidewire was

https://portal.orthoc.com/PhysicianPortal/Default.aspx

2/4

06/25/2019 Scanned Document in OC DATA CONVERSION (continued)

Office Note Scans (continued)

8/25/2018

Physician's Note

removed. The cannula for the spiral blade was then placed after a lateral skin incision was made. The guide wire for the spiral blade was then positioned on AP and lateral views to desired position. Measurement of depth was 97 mm. A 95 mm spiral blade was selected. Lateral cortical reamer was utilized followed by the cortical reamer to 95 mm. A 95 mm spiral blade was then fully seated. The locking cap was engaged proximally. The cannula for the spiral blade was then disengaged. The cannula for the distal interlocking screw was then placed at the skin skin incision was performed and the cannula was advanced to the lateral cortex. Drill was utilized and confirmed to be bicortical and through the distal interlocking hole. The distal interlocking screw 84 mm in length was then seated with excellent purchase. AP and lateral views of the reduction and fixation were saved. The surgical incisions were thoroughly irrigated. The fascia lata was closed with 6 Vicryl interrupted sutures. Subcutaneous tissue and dermis were closed with 2-0 Vicryl sutures of the each incision. Skin was closed with staples at each incision. Sterile dressing was applied. Drapes removed he was taken back in stable condition. He tolerated the procedure well and there are no apparent complications.

Finding(s):

Same as above.

Complications:

None.

Specimens Removed:

None.

Implants/Explants:

Synthes short trochanteric femoral nail, 18 x 178 mm, 95 mm spiral blade, 84 mm interlocking screw.

Estimated Blood Loss:

Less than 100 cc.

<https://physicportal.clemson.edu/physicportal/Default.aspx>

2/4

06/25/2019 Scanned Document In: @ DATA CONVERSION (continued)

Office Note Scans (continued)

6/25/2019	Physician Portal
Patient Condition:	
Stable	
Electronically Signed On 06/11/19 14:47 EDT	
BRUNN III MD, EDWARD C	
End of Report	SIGNED
End of Report	

<https://physicianportal.orthoc.com/PhysicianPortal/Default.aspx>

06/26/2019 - Historic Appt - Arrived in OrthoCarolina Rock Hill (continued)

Office Notes (continued)

The patient is a pleasant 68-year-old gentleman who lives by himself and has a previous stroke resulting in left-sided hemiplegia both upper and lower extremity. The patient is now back at home. He reports that he was able to walk a short distance with a walking stick at home with physical therapy. He is receiving home therapy at this time. He currently is using a motorized wheelchair for convenience. He is not having any hip pain and has no complaints today.

PHYSICAL EXAM:

Pleasant well-developed older gentleman. Cooperative. Height 5 foot 7 weight 160 BMI 25.1.
The left hip incisions are well-healed. No soft tissue swelling. He has pain-free range of motion at the hip.

RADIOGRAPHS:

Left hip series shows an anatomic reduced intertrochanteric femur fracture with stable short trochanteric femoral nail fixation. Excellent radiographic appearance

IMPRESSION:

1. Good result 2 weeks after ORIF left hip intertrochanteric femur fracture.

PLAN:

The patient is continue with weight-bearing as tolerated and home physical therapy program. I will see him back in 4 weeks with repeat x-rays.

Note: This note has been created with voice recognition software. While this note has been edited for accuracy, the software periodically misinterprets speech resulting in errors that might not have been caught in editing. In the event you find an unusual error in this record, please notify us at 704-323-2049 to resolve the same.

Assessment

1. Hip pain, left (M25.552)
2. Closed displaced intertrochanteric fracture of left femur with routine healing, subsequent encounter (S72.142D)

Orders

1. XRay Femur 2V Left; Status:Complete; Done: 26Jun2019 09:15AM

Vitals**Vitals Panel**

Height: 5 ft 7 in
Weight: 160 lb
BMI Calculated: 25.06
BSA Calculated: 1.84
Pain Scale: 8
Any falls in the past year?: Yes
Any falls with injury in the past year?: Yes
One fall without injury in the past year?: No
Two or more falls in the past year?: No

Active Problems

Hip pain, left (M25.552)
Tobacco non-user (Z78.9)

Social History

Tobacco non-user (Z78.9)

Review of Systems

GENERAL: no recurring fever, no recent weight change and no decreased appetite.
HEENT: no headache, no hoarseness, no vision problems, no hearing loss and no trouble swallowing.

06/26/2019: Historic Appt - Arrived in OrthoCarolina Rock Hill (continued)

Office Notes (continued)

- RESP:** no cough and no difficulty breathing.
- CV:** no chest pain and no palpitations.
- GI:** no abdominal pain, no blood in stool, no heartburn, no nausea and no vomiting.
- ENDO:** no excessive thirst and no temperature intolerance.
- SKIN:** no skin problems, no easy bruising and no easy bleeding.
- MUSC- SKEL:** See HPI.
- NEURO:** no convulsions, no dizziness, no numbness and no tingling.
- GU:** no painful urination, no change in urinary frequency and no blood in urine.
- PSYCH:** no psychological disorder and no sleep disturbances.

Signatures

Electronically signed by: Edward Brown, M.D.; Jun 26 2019 10:21AM EST

Electronically signed by Edward Brown III, MD at 7/26/2021 4:58 AM

06/26/2019 - History App: Arrived in OrthoCarolina Rock Hill (continued)

Patient Medical History

PT Medical History - Document on 6/26/2019 8:15 AM

Document (below)

OrthoCarolina Medical History Form

Date of Visit: 06/26/2019 OC#: 10973404
 Patient Full Name: SULLIVAN, THOMAS Date of Birth: 12/30/50 Age: 68
 Who is your Primary Care Provider? N/A Pharmacy Name: _____
 What was your sex at birth? Male Female Other _____ Pharmacy Phone: _____
 In an effort to accurately refer to you in our office, please let us know how you would identify yourself:
 Male Female Other _____ Deaf/Blind Ht: _____ Wt: _____ Pain Scale: 1/10

Medical Conditions (Use other if problem not listed)
 None OR Write "P" for Past and "C" for Current Problem
 Alcohol Abuse Diabetes Neuropathy
 Anemia Drug Abuse Osteoarthritis
 Asthma Gout Osteoporosis
 Bleeding Disorder Heart Disease Rheumatoid Arthritis
 Blood Clot/DVT/Pulmonary Embolism Hepatitis/Disease Scoliosis
 Cancer type: _____ High Blood Pressure Seizure Disorder
 Cerebral Palsy High Cholesterol Stroke Cell/Trauma/Disease
 COPD HIV/AIDS Stroke
 Dementia Kidney Disease Thyroid Disorder
 Depression MRSA Other: _____

Do you use any form of nicotine such as Vapes, Tobacco, Snuff, Nicotine Gum/Patch Cigarettes or Cigars? N Y
 Are you currently pregnant? N Y Are you currently breastfeeding? N Y
 Have you had a Pneumonia vaccine? N Y (if yes, date: _____)
 Have you had a Flu shot in the last year? N Y (if yes, date: _____)
 Have you had any falls in the last year? N Y if yes, how many? _____ Were you injured? _____
 List Drug Allergies and Reactions: None

List Current Medications (including dosage and frequency): None See Attached List
 List Any Past Surgeries and Dates: None See Attached List

Family History
 None Unknown/Adopted OR indicate if any of your blood relatives (mother, father, sister, brother, daughter, son or grandparent) have had any of the following conditions. Please write beside condition the relative(s), as it applies.
 Bleeding Disorder High Blood Pressure Osteoporosis
 Blood Disease Kidney Disease Respiratory
 Depression Muscle Disorders Rheumatoid
 Diabetes Nerve Disorders Arthritis
 Heart Disease Osteoarthritis Cancer type: _____
 Other: _____

Social History
 Tobacco Use: Never a Smoker Former Smoker 1/1 Year Quit Current Smoker _____ # Packs/Day _____ # Years
 Alcohol Use: Never Rarely Weekly Daily Occupation: _____
 Marital Status: Single Married Separated Divorced Widowed Other _____
 Highest level of education: Unknown Associate Degree Bachelor's Degree Graduate Trade School
 High School or GED

Review of Systems
 Indicate if you have current problems with any of the following: None
 Abdominal Pain Difficulty Swallowing Painful Urination
 Bleeds Easily Dizziness Psychological Disorder
 Blood in Stool Excessive Thirst Recent Weight Gain _____ lbs
 Blood in Urine Headaches Recent Weight Loss _____ lbs
 Bruises Easily Heart Palpitations Repeating Fever
 Chest Pain / Discomfort Heartburn Skin Problems
 Convulsions Hoarseness Sleep Disturbances
 Chronic Cough Increased Need to Urinate Temperature Intolerance
 Decreased Appetite Loss of Hearing Vision Problems
 Difficulty Breathing Nausea Vomiting

For Office Use Only Date Reviewed Change? Y or N Clinical Staff Provider

Patient Signature: _____ PLEASE TURN FORM OVER AND COMPLETE BACK PAGE MEDH 06/17/2019

OrthoCarolina

Sullivan, Thomas
MRN: 10973404, DOB: 12/30/1950, Sex: M
Visit date: 8/26/2019

P1116

06/26/2019 History/Exam: Arrived in OrthoCarolina Rock Hill (continued)

Patient Medical History (continued)

~~(07/31/2019) Historic Appt. Arrived in OrthoCarolina Rock Hill~~**Office Notes****Progress Notes****Edward Brown III, MD at 7/31/2019 1320****Chief Complaint**

Mr. SULLIVAN is a 68 year old male who presents today for follow up of hip pain.
Pain is best described as. At present pain scale 1/10. He indicates the pain does not wake him from sleep.

Dictation**CHIEF COMPLAINT:**

1. Six week follow-up ORIF left femur intertrochanteric fracture.
2. Date of surgery June 11, 2019.

HISTORY OF PRESENT ILLNESS:

Patient is very pleasant 68-year-old gentleman who lives by himself accompanied by his friend Dave it.
The patient has had previous stroke resulting in a left-sided hemiplegia both left upper and lower extremities. He reports he is now walking about 15 minutes 2 to 3 times per day. He states that he would like to transition to walking with just a cane at sometime in the near future. He has no pain at his left hip.

PHYSICAL EXAM:

Pleasant well-developed adult white male. Height 5'7 "weight 160 BMI 25.0.
The patient's left hip incisions are well healed. He has pain-free full range of motion of the left hip. No soft tissue swelling.

RADIOGRAPHS:

Left hip series shows anatomic reduction and interval radiographic healing of his left hip IT fracture. Stable short trochanteric femoral nail fixation

IMPRESSION:

1. Clinically and radiographically healed left hip intertrochanteric femur fracture.
2. Left upper and lower extremity hemiplegia from previous stroke.

PLAN:

The patient continues his walker or cane for assisted ambulation. He is doing extremely well number releasing him from further scheduled orthopedic follow-up at this time. Return on as-needed basis.

Note: This note has been created with voice recognition software. While this note has been edited for accuracy, the software periodically misinterprets speech resulting in errors that might not have been caught in editing. In the event you find an unusual error in this record, please notify us at 704-323-2049 to resolve the same.

Assessment

1. Closed displaced intertrochanteric fracture of left femur with routine healing, subsequent encounter (S72.142D)

Orders

1. XRay Hip Unilateral 2V-3V Left; Status:Complete; Done: 31Jul2019 01:20PM
Due:05Aug2019;Ordered; For:Closed displaced intertrochanteric fracture of left femur with routine healing, subsequent encounter;
Ordered By:Brown, Edward;
2. Tobacco Use Screening; Status:Complete; Done: 31Jul2019
Perform:In Office; Due:05Aug2019; Last Updated By:Strycharz, Rebecca; 7/31/2019 1:25:20 PM;Ordered; For:SocHx: Former smoker;
Ordered By:Brown, Edward;

Vitals**Vitals Panel**

Recorded: 31Jul2019 01:24PM

Height: 5 ft 7 in

Weight: 160 lb

~~07/31/2019 - Historic Appt - Arrived in OrthoCarolina Rock Hill (continued)~~

Office Notes (continued)

BMI Calculated: 25.06
BSA Calculated: 1.84
Pain Scale: 1

Allergies

No Known Drug Allergies

Active Problems

Closed displaced Intertrochanteric fracture of left femur with routine healing, subsequent encounter (S72.142D)
Tobacco non-user (Z78.9)

Past Medical History

No pertinent past medical history (Z78.9)

Surgical History

history of prior surgery

Family History

Family History

Family history of hypertension (Z82.49)

Social History

Former smoker (Z87.891)
Tobacco non-user (Z78.9)

Review of Systems

GENERAL: no recurring fever, no recent weight change and no decreased appetite.
EYES: visual impairment corrected with glasses/contacts.
NEURO: (+) numbness, but no dizziness, no tingling and no burning sensation.
MUSC- SKEL: See HPI.

Signatures

Electronically signed by : Edward Brown, M.D.; Jul 31 2019 2:14PM EST

Electronically signed by Edward Brown III, MD at 7/26/2021 4:58 AM

~~06/26/2019 - Historic Appt - Arrived in OrthoCarolina Rock Hill~~

Office Notes

Progress Notes

Edward Brown III, MD at 6/26/2019 0915

Chief Complaint

Mr. SULLIVAN is a 68 year old male who presents today for LT hip pain. Pain is best described as. At present pain scale 8/10. He indicates the pain wakes him from sleep.

Dictation

CHIEF COMPLAINT:

1. Two week follow-up ORIF left femur Intertrochanteric femur fracture
2. Date of surgery June 11, 2019

HISTORY OF PRESENT ILLNESS:

PLAINTIFF'S TRIAL EXHIBIT 3

DOLLAR GENERAL VIDEO CLIP OF
SULLIVAN ENTERING
(Video to be delivered to Court when filed)

PLAINTIFF'S TRIAL EXHIBIT4

**DOLLAR GENERAL VIDEO CLIP OF
SULLIVAN ACCIDENT
(Video to be delivered to Court when filed)**

PLAINTIFF'S TRIAL EXHIBIT 5

**DOLLAR GENERAL FULL VIDEO
SURVEILLANCE**

(Video to be delivered to Court when filed)

PLAINTIFF'S TRIAL EXHIBIT 6

**VIDEO DEPOSITION OF DR. BROWN
(Video to be delivered to Court when filed)**

EXHIBIT 7
CV ROBERT MCNEALY

EXECUTIVE SUMMARY

Robert L. McNealy has 19 years of experience in the flooring industry, as a contractor, certified inspector, walkway auditor, and expert witness. He has inspection training in hardwood, laminate, and resilient flooring, as well as substrates and subfloors. As a contractor, he has direct experience with the installation of all major types of floor coverings in both residential and commercial settings. With a Master of Business Administration degree, and experience in government contracting, Mr. McNealy is well versed in contract and scope of work analysis. His experience with architectural and interior design planning has honed his ability to properly specify floor coverings for different applications, and his background in site and floor safety has guided his passion for creating safer walkways.

Core Capabilities

- ✓ Certified Flooring Inspector
- ✓ Certified Walkway Auditor
- ✓ Slips, Trips, and Falls
- ✓ Construction Defects
- ✓ Depositions
- ✓ Expert Witness Testimony

WORK EXPERIENCE

Flooristics, LLC, 2014 – Present

As the founder of Flooristics, Mr. McNealy leverages his years of floor industry experience to serve as a certified floor inspector, expert witness, and walkway auditor. He specializes in slips, trips, and falls, floor system defects, walking and working surfaces, moisture and humidity testing, subfloor/substrate failures, and ASTM, ANSI, and OSHA standards.

Safer Walkways Association 2015 – Present

Mr. McNealy founded, and serves as the president of Safer Walkways, a national trade association for walkway audit certificate holders. Safer Walkway's mission is to build a cohesive and professional community devoted to supporting walkway audit certificate holders in developing their walkway auditing skills and practices.

Knightia, LLC, 2012 – 2014

As an expert witness and floor inspector, Mr. McNealy performed commercial and residential floor inspections. He expanded the scope of his practice to include resilient and other hard surface flooring as well as carpet. He successfully completed walkway auditor training through the National Floor Safety Institute and became a certified walkway auditor.

Natural Wood Floors, LLC, 2005 – 2012

As the founder of a custom flooring company, specializing in both commercial and residential clients, Mr. McNealy oversaw the installation of hundreds of thousands of feet of flooring in a variety of environments. He managed multiple flooring crews and negotiated recurring contacts with numerous builders and restoration companies. Mr. McNealy's expertise and reputation led him to become a hardwood flooring expert for the Tom Martino Troubleshooter radio show. On behalf of the show, he regularly inspected floors and assisted with mediation between contractors and radio show listeners. After gaining experience with the inspection and resolution process, Mr. McNealy became a National Wood Flooring Association certified wood flooring inspector and began providing certified inspections and expert witness services.

Neraida Vision Systems, Ltd. 2003-2005

As the founder and CEO of a startup marine electronics company, Mr. McNealy developed and marketed a night vision camera system for large marine vessels.

Pilatus Business Aircraft, Ltd., 2001 – 2004

As the sales & marketing analyst in homeland security & government business, Mr. McNealy monitored government solicitations and facilitated the development of commercial and surveillance aircraft sales proposals.

Montgomery Watson-Harza, 2001

As the GIS data project manager, Mr. McNealy managed the GIS data warehouse for large scale water rights adjudication for the State Office of the Engineer of New Mexico.

Ford Motor Company 1999 – 2001

As a software developer, Mr. McNealy developed cast aluminum fatigue modeling software for the metallurgy department at the Ford Scientific Research Laboratory.

Yazaki North America, 1998 – 1999

As the intranet manager, Mr. McNealy developed and managed an internal facing web communications portal for company use.

Energy and Environmental Technology, Co. (EETCO), 1997– 1998

As the Field Engineer and Site Safety and Health Officer, Mr. McNealy managed a \$3,500,000 Superfund project for the Army Corps of Engineers, supervising a crew of forty environmental contractors, and completing the project on schedule, within budget, and with no major injuries. In this role, he was responsible for designing the site safety and health management plan with the certified industrial hygienist, and for developing and maintaining an environmental monitoring data warehouse. Mr. McNealy's analysis of the project site revealed an error in the scope of work which led to a \$350,000 contract modification in EETCO's favor.

EDUCATION

Master of Business Administration Colorado State University (2001-2003) Denver, CO
Major: Strategic Management

Bachelor of Science Central Michigan University (1993-1997) Mt. Pleasant, MI
Major: Geography (Land Use Planning/Environmental Analysis) Minor: Marketing

International Studies St. Patrick's College (National University Ireland) (1997) Maynooth, Ireland

Certificate of Completion Salt Lake Community College (2017-2019) Salt Lake City, UT
Course of Study: Welding

CERTIFICATIONS/LICENSES

- Certified Forensic Slip Expert (CFSE)(2024-Present) National Institute of Forensic Studies: #0002
- Emergency Medical Technician (NREMT-B)(2024-Present): #E3810709
- Walkway Audit Certificate Holder (WACH)(2014-Present) NFSI: #00029
- Certified IFCI Flooring Inspector (2014-Present) IFCI: #136
- Certified Substrate Subfloor Inspector (2014-Present) IICRC: #207109
- Certified Concrete Slab Moisture Testing Technician (2015-2020) ICRI
- Certified Wood and Laminate Floor Inspector (2015-Present) IICRC: #207109
- Certified Senior Carpet Inspector (2015-Present) IICRC: #207109
- Certified Resilient Flooring Inspector (2015-Present) IICRC: #207109
- Certified Carpet Reinstallation and Repair Technician (2015-Present) IICRC: #207109
- Certified Carpet Cleaning Technician (2014-Present) IICRC: #207109
- Certified Walkway Auditor (2013-2014) NFSI
- FAA Amateur Radio Operator - Technician (2010-Present) Call Sign: KD0MGX
- Certified Wood Floor Inspector (2008-2010) NWFA: #370326

PRESENTATIONS AND PUBLICATIONS

- Speaker, *Proactive Prevention: Unveiling the Impact of Floor Maintenance on Walkway Safety*, National Floor Safety Institute (NFSI) Slips, Trips, and Falls Symposium, Hurst, TX, September 2023
- Speaker, *Floor Studies/Innovations in Floor Testing*, Simon Institute Symposium, Memphis, TN, August 2017
- Speaker, *How ANSI Standards Are Used in Expert Witness Litigation*, Simon Institute Symposium, Albuquerque, NM, August 2016
- Speaker, *Traction Auditing and Minimizing Injuries Due to Slip and Fall*, Simon Institute Symposium, Louisville, KY, August 2015
- Speaker, *Coefficient of Friction (COF): What You Need to Know*, Intermountain Construction Defect and Dispute Conference, Sandy, UT, May 2015

- Article, *Cleaner Floors Are Safer Floors*, CleanLink.com, December 2017
- Article, *Use Social Media Marketing to Drive Business*, HardwoodFloorsMag.com, July 2010

STANDARDS DEVELOPMENT

- National Floor Safety Institute (NFSI), Education Committee (2017-Present)
- Simon Institute, Secretary ANSI/BSR-SI-0001 - Safe Handling of Cleaning Chemicals (2016 - 2018)

INSPECTION, FLOORING & SAFETY TRAINING

- Certified Forensic Slip Expert Seminar (2024) – National Institute of Forensic Studies - Irvine, CA
- Walkway Audit Certificate Holder (WACH) Refresher (2023) – Hurst, TX
- Stone & Tile Troubleshooting & Inspection Workshop (2023) Stone Forensics (40 Hours) – Las Vegas, NV
- ASTM F710 Webinar (2022) Floor Inspectors Education Guild (4 hours)
- IICRC/ITS/ICFII Annual Fall Webinar (2021) Floor Inspectors Education Guild (21 hours)
- National Floor Safety Institute WACH Refresher Course Webinar (2020) NFSI (8 hours)
- IICRC/ITS/ICFII Summer Webinar (2020) Floor Inspectors Education Guild Annual (14 hours)
- IICRC Carpet Cleaning Technician (2018) Restoration Sciences Academy – Salt Lake City, UT
- OS1 Train the Trainer (2017) Management – Salt Lake City, UT
- Mohawk Industries Inspector Summit (2016) – Muskogee, OK
- Schluter Systems Decoupling Products (2016) Schluter Systems – Salt Lake City, UT
- IICRC Odor Control Technician (2016) Aramsco/Interlink Supply – Salt Lake City, UT
- IICRC Fire and Smoke Damage Restoration (2016) Aramsco/Interlink Supply – Salt Lake City, UT
- OS1 Train the Trainer (2015) Management – Salt Lake City, UT
- Incident Investigation: A Management Approach (2015) Utah Safety Council – Salt Lake City, UT
- Advancing Total Worker Health: Preventing Slips, Trips and Falls at Work and Beyond (2015) ISSA – Salt Lake City, UT
- Safety Leadership (2015) Utah Safety Council – Salt Lake City, UT
- IICRC Senior Carpet Inspector Training (2015) CRS – Chattanooga, TN/Dalton, GA
- IICRC Carpet Repair and Reinstallation Technician (2015) CRS – Albuquerque, NM
- ICRI Concrete Slab Moisture Testing Certification Program (2015) ICRI – Las Vegas, NV
- 3 Men and a Lady Discuss Stone Tile Maintenance and Restoration (2015) TISE – Las Vegas, NV
- Thin Tile Installations in Above Ground and Exterior Applications (2015) TISE – Las Vegas, NV
- Membrane System Solutions for Crack-Isolation and Sound Control (2015) TISE – Las Vegas, NV
- The Cost Case for Moisture Mitigation (2015) TISE – Las Vegas, NV
- Glass Tile Installation Methods, Design and Color Trends (2015) TISE – Las Vegas, NV
- Shaken, not Stirred – How to Get the Best Bond from Your Mortar (2015) TISE – Las Vegas, NV
- Armstrong Inspector Training (2014) L & N – Salt Lake City, UT
- Walkway Audit Certificate Holder (WACH) Training (2014) NFSI – Southlake, TX
- IICRC Resilient Flooring Inspector (2014) Flooring Technology Institute – Arlington, TX
- IICRC Intro to Substrate Subfloor Inspection (2014) Flooring Technology Institute – Arlington, TX
- ARDEX Underlayments and Toppings Training Seminar (2014) ARDEX Academy – Mansfield TX
- ARDEX Moisture Control Systems Training Seminar (2014) ARDEX Academy – Mansfield, TX
- IICRC Carpet Cleaning Technician (2014) Bridgepoint Systems – Salt Lake City, UT
- Advanced Spot and Stain Removal (2014) Bridgepoint Systems – Salt Lake City, UT
- Wood Floor Care (2014) Bridgepoint Systems – Salt Lake City, UT
- IICRC Wood and Laminate Floor Inspector (2014) Flooring Technology Institute – Pittsburgh, PA
- IICRC Intro to Substrate Subfloor Inspection (2014) Flooring Technology Institute – Pittsburgh, PA
- Wood Science for the Flooring Inspector (2014) Floor Inspector Education Guild – New Orleans, LA
- Resilient, Bamboo, Cork and Engineered Inspection (2013) IFCI – Sundance, WY
- Walkway Auditor Training (2013) NFSI – Southlake, TX
- Floor Covering Inspector Training (2013) IFCI – Sundance, WY
- Large Format Tile and Surface Preparation (2013) NTCA – Sundance, WY

- Resilient Flooring Inspection School (2012) Johnsonite – Los Angeles, CA
- Course 101: Engineered Wood Basics (2011) Engineered Wood Association – Aurora, CO
- Sand and Finish School (2011) Bona Kemi – Aurora, CO
- NWFA Advanced Hardwood Flooring Inspection School (2008) Howard Brickman – St. Louis, MO
- Job Hazard Analysis (1998) Wausau Insurance – Hastings, NE
- Accident Potential Recognition (1998) Wausau Insurance – Omaha, NE
- Construction Quality Management (1997) Army Corps of Engineers – Fort McCoy, WI
- AHEARA Asbestos Abatement Contractor/Supervisor (1997) META – Lawrence, KS
- Nebraska Rules & Regulations Governing Asbestos (1997) META – Lawrence, KS
- HAZWOPER (1997) Metro Occupational Trainers – Livonia, MI

LEGAL TRAINING

- Investigative Interviewing & Advanced Interrogation (2015) John Reid & Associates – Ogden, UT

MEDICAL TRAINING

- Emergency Medical Technician Basic (160 hours) (2023) EMT Utah – Salt Lake City, UT
- Stop the Bleed/Instructor (2023) – Salt Lake City, UT
- Basic Life Support (BLS) for Providers (2023) EMT Utah – Salt Lake City, UT
- First Aid Certification (2023) United CPR Association – Salt Lake City, UT
- Advanced Burn Life Support (ABLS) (2013) Western States Burn Center – Sundance, WY
- Wyoming EMT Basic Course (2012-2013) CCMSSD – Sundance, WY
- Basic Cardiac Life Support (BCLS) (2012) Red Cross – Moorcroft, WY
- PADI Medic First Aid (2000) Great Lakes Divecenter – Shelby Township, MI
- DAN First Aid Oxygen Provider (2000) Great Lakes Divecenter – Shelby Township, MI
- Red Cross First Aid and Safety (1997) – Mount Pleasant, MI
- Red Cross Community CPR (1997) – Mount Pleasant, MI

SEARCH AND RESCUE, EMERGENCY MANAGEMENT AND FIREFIGHTING TRAINING

- FEMA IS-5.a - Introduction to Hazardous Materials (2024) – South Jordan, UT
- FEMA ICS-100 - Introduction to Incident Command System (2023) – South Jordan, UT
- Qualitative Fit Test Kit - Care & Use (2013) MSA University – Sundance, WY
- Globe NFPA 1851 Advanced Cleaning and Inspection Training (2013) PPE 101 – Sundance, WY
- FEMA ICS-800 National Response Framework, An Introduction (2013) – Sundance, WY
- FEMA ICS-200 ICS for Single Resources and Initial Action Incident (2013) – Sundance, WY
- Engine Boss Responsibilities (2013) – Sundance, WY
- NWCG Investigating Railroad Caused Wildfires (2013) – Sundance, WY
- FEMA ICS700 NIMS Introduction (2013) – Sundance, WY
- NFA Haz-Mat Operations (12 Hour) (2013) – Riverton, WY
- Basic Extrication (2012) – Moorcroft, WY
- CDC WB1138 Crisis Risk & Emergency Communication (2012) – Sundance, WY
- NWCG S-190 Introduction to Wildland Behavior (2012) – Wheatland, WY
- NWCG S-110 Basic Wildland Orientation (2012) – Wheatland, WY
- FEMA ICS-100 Introduction to Incident Command System (2012) – Sundance, WY
- FEMA AWR-232 Mass Fatalities Planning & Response for Rural... (2012) – Sundance, WY
- FCC Amateur Radio License Training/Technician Class "KD0MGX" (2010) – Aurora, CO
- NOAA Weather Spotter "AR261" (2007) NOAA – Aurora, CO
- FEMA Be Ready (2007) Aurora EMS – Aurora, CO
- FEMA Community Emergency Response Training (2007) Aurora, EMS – Aurora, CO
- Emergency Response Planning (2002) Skill Path Seminars – Denver, CO
- PADI Certified Rescue Diver (2000) Dive Utah – Holladay, UT
- TDI Nitrox Diver (2000) Great Lakes Divecenter – Shelby Township, MI
- PADI Dry Suit Diver (1999) PADI/Great Lakes Dive Center – Shelby Township, MI

PROFESSIONAL AFFILIATIONS

- Utah Safety Council (2015 – 2017)

- Safer Walkways Association (2015 – Present)
- Institute for Inspection Cleaning and Restoration Certification (IICRC) (2014 – Present)
- National Floor Safety Institute (NFSI) (2013 – Present)
- Institute for Floor Covering Inspectors (IFCI) (2012 – Present)
- Arapahoe Community College Interior Design School Board of Advisers (2009)
- American Society of Interior Designers (ASID) (2007)
- National Wood Flooring Association (NWFA) (2005 – 2010)

COMMUNITY INVOLVEMENT

- Civil Air Patrol, Phoenix Squadron, Utah Wing; Senior Member
- East Millcreek Water Company; Volunteer
- Crook County Medical Services District; EMT-Basic
- Elected GOP Committeeman
- Served 3 terms on the City of Aurora Colorado's Board of Adjustments and Appeals
- 2010 Candidate for US House of Representatives, Colorado CD6
- Former founding member of Citizens for Responsible Aurora Government
- Former member of the Colorado Union of Taxpayers (CUT)
- Former member of Aurora Volunteers in Disasters (AVID) and CERT
- Weather Spotter for the National Oceanographic and Atmospheric Administration (NOAA)
- Former member of the FBI's Infragard Program
- Served as a committee member of TiE Rockies Entrepreneur Group
- Served as a board member of the Rocky Mountain Inventors Association
- Served as a board member of the Arapahoe Community College Interior Design School
- Founder of 1 to 5, an entrepreneur networking group
- Co-Organizer of the Thin Air Summit social media conference in 2008

LEGAL CONSULTING, DEPOSITIONS, AND TESTIMONY

DEFENSE

- **Rodgers vs. Smith's Foods (Montana)**
Montana Eleventh Judicial District Court, Flathead County; Cause No. DV-15-2023-000015
Retained Expert for the Defense
2023
- **O'Hagan V. Alaska Railroad (Alaska)**
District/Superior Court for the State of Alaska at Anchorage; Case No. 3AN-21-05669C1
Retained Expert for the Defendant
2023
- **Chavez v. Mundt (New Mexico)**
First Judicial District Court, Santa Fe County, State of New Mexico; Case No. D-101-CV-2020-01430
Retained Expert for the Defendant
Deposition Testimony 5/2/2022 | Jury Trial Testimony 1/23/2024
2022
- **McBride v. Lagoon (Utah)**
Second Judicial District Court, Davis County, State of Utah; Civil No. 210700355
Retained Expert for the Defendant
2022
- **Mundell v. Cherry (British Columbia, Canada)**
Supreme Court of British Columbia; No. M115767
Retained Expert for the Defendant
2020
- **Van Heuklon vs Fox River (Wisconsin)**
State of Wisconsin Circuit Court Outagamie County; No: 17cv971
Retained Expert for the Defendant
Deposition Testimony 8/22/2019
- **Myers v. Lagoon (Utah)**
Second Judicial District Court, Davis County, State of Utah; Civil No. 160700520
Retained Expert for the Defendant
2019
- **Standard Interiors v. Karndean International (Colorado)**
US District Court for the District of Colorado; Civil Action No. 1:17-cv-019626-MSK-KLM
Retained Expert for Defendant
Deposition Testimony 7/2/2018
- **Cordova v. JVMC (Utah)**
Third District Judicial Court, Salt Lake County, State of Utah; Civil No. 160905813
Retained Expert for the Defendant
2017
- **Shrock vs. South Valley Floors (Utah)**
Salt Lake County Justice Court; Case No. 178400079
Retained Expert for the Defendant
Bench Trial Testimony 3/16/2017
- **Aspen Highlands V. Rocky Mountain Floor Systems (Colorado)**
District Court, Pitkin County, State of Colorado; Case Number: 2010cv260
Retained Expert for the Defendant
Deposition Testimony 3/5/2012
- **Professional Restoration V. Giansanti (Colorado)**
District Court, Denver County, State of Colorado; Case Number: 2009cv2784
Retained Expert for the Defendant
Bench Trial Testimony 1/31/2011

PLAINTIFF

- Barnes v. Brookshire (Texas)
Case Number: 01-23-0002-0335; American Arbitration Association
Retained Expert for the Plaintiff
2024
- Estrada v. Sunset (Nevada)
Retained Expert for the Plaintiff
2024
- Gutierrez v. Blumer Family Trust (Texas)
Retained Expert for the Plaintiff
2024
- Jones vs. Wade Capital (Ohio)
In the Court of Common Pleas, Hamilton County Ohio,
Retained Expert for the Plaintiff
2024
- Reyes v. Set Corral (Texas)
172nd Judicial District Court, Jefferson County, Texas; Cause No: 23DCCV1747
Retained Expert for the Plaintiff
2024
- Tran vs. Circus Circus (Nevada)
Eighth Judicial District Court, Clark County, Nevada, Case No.: A-23-870151-C, Department No. 29
Retained Expert for the Plaintiff
2024
- Monahan vs. Circa (Nevada)
Eighth Judicial District Court, Clark County, Nevada, Case No.: A-23-866404-C, Department No. 27
Retained Expert for the Plaintiff
Deposition Testimony 3/8/2024
2023
- Tor vs. Sandpiper (Nevada)
District Court, Clark County, Nevada, Case No.: A-22-852003-C, Department No. 29
Retained Expert for the Plaintiff
2023
- Coney v. Wawa (Pennsylvania)
Court of Common Pleas, Philadelphia County, First Judicial District of Pennsylvania; September Term, 2022, No.
01466
Retained Expert for the Plaintiff
2023
- Palomino vs. Wooten (Nevada)
District Court, Clark County, Nevada; Case No: A-22-861513-C, Dept. No. 24
Retained Expert for the Plaintiff
2023
- Hansen vs. The Home Depot (Utah)
Consultative Expert for Plaintiff
2023
- Witt vs. IHC (Utah)
Third Judicial District Court, Salt Lake County, Utah; Civil No: 210907979
Retained Expert for the Plaintiff
2023
- Jones v. H-E-B (Texas)
157th Judicial District Court, Harris County, Texas; Cause No: 2022-09206
Retained Expert for the Plaintiff
2023
- Meyer vs. Xanterra Parks and Resorts (South Dakota)
Seventh Judicial Circuit Court, Pennington County, South Dakota; Complaint No: 51CIV22-001227
Retained Expert for the Plaintiff
2023

- Mannlein v. T-Stat One (Utah)
Fourth Judicial District Court, Utah County; Case No: 190401647
Retained Expert for the Plaintiff
2023
- Sullivan vs. Dollar General (South Carolina)
Court of Common Pleas, York County, South Carolina; Civil Action No: 2022-CP-46-0085
Retained Expert for the Plaintiff
Deposition Testimony 9/23/2023
2023
- Montano vs. Aspen Riverpark Associates (New Jersey)
Superior Court of New Jersey – Law Division, Essex County; Docket No: ESX-L-6980-20
Retained Expert for the Plaintiff
2023
- Montero vs. Sodexo
Superior Court of New Jersey – Law Division, Hudson County; Docket No: HUD-L-4700-21
Retained Expert for the Plaintiff
2023
- Barrientos vs. Walmart (Texas)
US District Court for Southern District of Texas, McAllen Division; Civil Action No: 7:22-CV-00439
Retained Expert for the Plaintiff
2023
- Pena vs. Road Ranger (Texas)
US District Court for Southern District of Texas, Laredo Division; Civil Action No. 5:21-cv-00159
Retained Expert for the Plaintiff
2022
- Castro vs. Walmart (Texas)
US District Court for the Western District of Texas, San Antonio Division; Civil Action No. 5:21-cv-00702
Retained Expert for the Plaintiff
Deposition Testimony 9/16/2022
2022
- State of Utah v. Anthony Berg (Utah)
West Jordan District Court, Salt Lake County, Utah; DA No. 2201030
Preliminary Hearing Testimony 8/18/2022
2022
- Narvais v. KL Kim (Texas)
229th District Court of Duval County, Texas; Cause No. DC-20-63
Retained Expert for the Plaintiff
Deposition Testimony 8/16/2022
2022
- Villanueva v. Walmart (Texas)
US District Court for Southern District of Texas, Laredo Division; Civil Action No. 5:21-cv-00035
Retained Expert for the Plaintiff
Deposition Testimony 6/22/2022
2022
- Guerra vs. Sanchez Oil and Gas (Texas)
49th District Court, Webb County, Texas; Cause No. 2021CVF001941D1
Retained Expert for the Plaintiff
2022
- Beer v. Cabell Huntington Hospital (West Virginia)
Circuit Court Cabell County, West Virginia; Civil Action No. 21-c-103
Retained Expert for the Plaintiff
2022
- Morgan v. Dollar General Stores (Texas)
Retained Expert for the Plaintiff
2021

- Garza vs. Apache Corporation (Texas)
Cause No. 202068955
Retained Expert for the Plaintiff
2021
- Mefford v. IKEA (Utah)
Claim No. 701095610
Retained Expert for the Claimant
2021
- Farmer v Giverny (Utah)
Retained Expert for the Plaintiff
2021
- Green Street Associates v. Partial Eclipse (Utah)
Third District Judicial Court, Salt Lake County; State of Utah;
Retained Expert for the Plaintiff
2020
- Cordova vs. Raley's (California)
Superior Court of California, County of El Dorado; Case No. PC 20180601
Retained Expert for the Claimant
Deposition Testimony 9/19/2020
2020
- Skinner vs. Thunder Valley Resort & Casino (California)
JAMS Arbitration No. 1130007197
Retained Expert for Claimant
2019
- Sund v. Summers Interiors (Utah)
South Jordan Municipal Court, South Jordan, UT
Retained Expert for the Plaintiff
Bench Trial Testimony 2/13/2019
2019
- Corlee v Burton Hotel Group (Oklahoma)
Retained Expert for Plaintiff
Deposition Testimony 1/28/2019
2019
- Baldwin v. Lightyear (Utah)
Cause No. 170400716
Retained Expert for Plaintiff
2018
- Haussmann v. McCarthy Homes (Utah)
Fourth District Court, Wasatch County, State of Utah; Case No. 150500067
Retained Expert for Plaintiff
2017
- Clages vs. Beesley Construction, Inc. (Utah)
Arbitration Claim
Retained Expert for the Plaintiff
Arbitration Testimony 5/26/17
2017
- O'Driscoll vs. Farm Bureau Insurance (Utah)
Private Mediation/Arbitration
Retained Expert for the Plaintiff
Arbitration Testimony 01/10/17
2017
- Axline vs. Blackfoot Hardwood Floors (Idaho)
District Court of the 7th Judicial District Court of the State of Idaho, County of Bingham; Case No. CV-16-1359
Retained Expert for the Plaintiff
2017

- Rile vs. Texas Roadhouse, Inc. (Indiana)
State of Indiana, County of Allen, In the Allen Superior Court; Cause No. 02D09-1604-CT-174
Retained Expert for the Plaintiff
2016
- Jewetts V. Lumber Liquidators, Inc. (Utah)
Second District Court, Davis County, State of Utah
Retained Expert for the Plaintiff
Bench Trial Testimony 4/28/2016
2016
- Clift vs. Brigham Young University-Idaho (Idaho)
Seventh District Court, State of Idaho; Case No. CV-2014-799
Retained Expert for the Plaintiff
Deposition Testimony 2/25/2016
2016
- Derzaph V. Wynn Las Vegas, LLC (Nevada)
United States District Court, District of Nevada; Case Number: 2:14-cv-01010-kjd-cwh)
Retained Expert for the Plaintiff
2015
- Lake VS. Marriott Hotel Services, Inc (Texas)
Circuit Court, Harris County, Texas; Cause No. 2013-68685
Retained Expert for the Plaintiff
Deposition Testimony 8/25/2015
2015
- Hager V. Lowes (Missouri)
Retained Expert for the Plaintiff
2015
- Rice V. Paramount Building Solutions, Inc. (Illinois)
Circuit Court, Cook County, State of Illinois; Case No. 11 L 10481
Retained Expert for the Plaintiff
2013

THE STATE OF SOUTH CAROLINA
In The Court of Appeals

APPEAL FROM YORK COUNTY
Court of Common Pleas

The Honorable William A. McKinnon, Circuit Court Judge

Appellate Case No. 2024-001299

Estate of Thomas Sullivan, Respondent,

v.

Dolgenercorp, LLC d/b/a Dollar General Corporation, Appellant.

CERTIFICATE OF COUNSEL

The undersigned hereby certifies that the Record on Appeal filed in this matter contains all the material proposed to be included by the parties to this matter and does not include any other material. The undersigned further certifies that the Record on Appeal filed in this matter complies with the South Carolina Supreme Court's April 16, 2014 Order re: Revised Order Concerning Personal Identifying Information and Other Sensitive Information in Appellate Court Filings.

November 26, 2024

MCANGUS GOUDELOCK & COURIE, LLC

s/Michael M. Trask

R. Trippett Boineau, III (SC Bar No. 73769)

Michael Trask (SC Bar No. 103120)

Post Office Box 12519

1320 Main Street, 10th Floor (29201)

Columbia, South Carolina 29211

Telephone: (803) 779-2300

trippett.boineau@mgclaw.com

michael.trask@mgclaw.com

Attorneys for Appellant

RECEIVED

Dec 10 2024

SC Court of Appeals

THE STATE OF SOUTH CAROLINA
In The Court of Appeals

APPEAL FROM YORK COUNTY
Court of Common Pleas

The Honorable William A. McKinnon, Circuit Court Judge

Appellate Case No. 2024-001299

Estate of Thomas Sullivan, Respondent,

v.

Dolgencorp, LLC d/b/a Dollar General Corporation, Appellant.

CERTIFICATE OF COUNSEL

The undersigned hereby certifies that the Record on Appeal filed in this matter contains all the material proposed to be included by the parties to this matter and does not include any other material. The undersigned further certifies that the Record on Appeal filed in this matter complies with the South Carolina Supreme Court's April 16, 2014 Order re: Revised Order Concerning Personal Identifying Information and Other Sensitive Information in Appellate Court Filings.

December 13, 2024

MCANGUS GOUDELOCK & COURIE, LLC

s/Michael M. Trask

R. Trippett Boineau, III (SC Bar No. 73769)

Michael Trask (SC Bar No. 103120)

Post Office Box 12519

1320 Main Street, 10th Floor (29201)

Columbia, South Carolina 29211

Telephone: (803) 779-2300

trippett.boineau@mgclaw.com

michael.trask@mgclaw.com

Attorneys for Appellant