

STATE OF SOUTH CAROLINA
ADMINISTRATIVE LAW COURT

Sandtonyo Barber, #291757,

Appellant,

v.

South Carolina Department of Corrections,

Respondent.

Docket No. 23-ALJ-04-0551-AP
Grievance No.: TYRC1 0233-23

RECEIVED
DEC 02 2024
SC Court of Appeals

ORDER

RECEIVED RECEIVED

APR 01 2025 APR 17 2025

SC Court of Appeals SC Court of Appeals

This matter is before the South Carolina Administrative Law Court (ALC or Court) pursuant to an appeal filed November 13, 2023, by Sandtonyo Barber (Appellant), an inmate incarcerated with the South Carolina Department of Corrections (SCDC or Department). Appellant filed a Notice of Appeal challenging the Department's determination that his grievance was untimely under SCDC Policy ADM-15.13, section 12.1. This matter was assigned to the Honorable Judge Milton Kimpson on December 1, 2023 and reassigned to the undersigned on May 3, 2024.

PROCEDURAL HISTORY

On April 17, 2023, Appellant filed a Step 1 Grievance asserting the Department was paying him less than the prevailing wage while working in the Prison Industry Enhancement Certification Program (PIECP) at Tyger River Correctional Institution as required under *Torrence v. South Carolina Department of Corrections*, 433 S.C. 633, 636, 861 S.E.2d 36, 38 (Ct. App. 2021), *reh'g denied* (Aug. 4, 2021), *cert. denied* (Aug. 3, 2022) and statutory law.¹ Specifically, Appellant requests to be paid the prevailing wage from the time he worked in PIECP from January 2020 to present. Appellant's grievance was subsequently denied on April 24, 2023, on the grounds that it was untimely pursuant to SCDC Policy ADM-15.13, Section 12.1. Appellant filed a Step 2 Grievance that was denied on the same grounds on October 27, 2023.

Pursuant to Rule 59 of the South Carolina Administrative Law Court Rules (SCALC Rules), the Department is required to file the Record on Appeal within seventy (70) days of

¹ "In 1995, our legislature enacted section 24-3-430 of the South Carolina Code (2007) to authorize the expansion of the Prison Industries program into the private sector. This expansion allowed qualified private entities to use inmate labor but required the wages for participating inmates to be no less than 'the prevailing wage for work of [a] similar nature in the private sector.' Act No. 7, 1995 S.C. Acts 78. Section 24-3-430 became effective on July 1, 1995. *Id.* at 102." *Gatewood v. S.C. Dep't of Corr.*, 416 S.C. 304, 309, 785 S.E.2d 600, 603 (Ct. App. 2016).

FILED

10/28/2024

SC Admin. Law Cou

assignment, or February 9, 2024. In lieu of filing the Record, the Department filed a Motion for an Extension of Time on February 9, 2024. On May 21, 2024, the Court denied the Motion yet adjusted the scheduling order providing additional time to file the record and the briefs. On July 5, 2024, the Department's newly retained external counsel filed a Motion to Stay Further Proceedings for one hundred eighty (180) days. The Court denied the Motion to Stay on July 30, 2024, yet adjusted the scheduling order so the Record was due within thirty (30) days of the Order and the Department's brief was due within seventy (70) days of the Order. The Record was filed on August 29, 2024. Appellant filed his brief with the Court on October 10, 2024.

As of the date of this Order, the Department has not filed its brief. Thus, due to the Department failure to timely file a brief, the Court will resolve this matter based upon the Appellant's brief and the Record on Appeal pursuant to SCALC Rule 60.

JURISDICTION

The Court's jurisdiction to hear this matter is derived from the South Carolina Supreme Court's decision in *Al-Shabazz v. State*, 338 S.C. 354, 527 S.E.2d 742 (2000) and *Furtick v. South Carolina Department of Probation, Parole and Pardon Services*, 352 S.C. 594, 576 S.E.2d 146 (2003). Furthermore, in *Wicker v. South Carolina Department of Corrections*, the Supreme Court held this Court has jurisdiction to hear inmate wage claim grievances in the limited circumstance where the state has created a statutory right to that wage. 360 S.C. 421, 423-24, 602 S.E.2d 56, 57 (2004) ("We find that where, as here, the state has created a statutory right to the payment of a prevailing wage, it cannot thereafter deny that right without affording due process of law.").

DISCUSSION

Appellant requests to be paid the prevailing wage for his work in the PIECP from January 2020 to present. The question before the Court is whether Appellant can claim reimbursement for any difference between what he was paid and the prevailing wage for the entire time he worked in the PIECP or whether some of his claim is barred under SCDC policies. As an initial matter, although Appellant requests to be paid from January 2020 to present, the Record indicates Appellant received his last paycheck May 16, 2022.

Failure to Exhaust Administrative Remedies

SCDC Policy ADM-15.13, Section 12.1, sets forth the Department's general policies governing inmate disputes with pay. The current version of this policy, which has been in effect since June 2014, provides the following:

12. PROBLEMS WITH PAY:

12.1 Inmates must report any problems in their pay to their institution's inmate pay designee utilizing the Automated Request to Staff Member (ARTSM) within 15 days of the payroll date error. The inmate should maintain a record of the ARTSM reference number. The inmate pay designee will review the case and determine whether any additional pay is owed. Payroll corrections will be limited to the following:

- If the inmate fails to notify the Agency in writing and within 15 days, no back pay will be given.
- The pay rate will be adjusted to the proper rate amount for future payrolls in accordance with these procedures.
- The inmate may receive additional pay owed for the previous two (2) pay periods only.

SCDC Policy ADM-15.13, Section 12.1 (June 3, 2014).

This SCDC policy has been in place since January 20, 1998. Appellant began participating in the program in January 2020. Therefore, the policy in effect regarding inmate pay includes the current version of SCDC Policy ADM-15.13. *See* SCDC Policy ADM-15.13.² Under this policy, the first step an inmate "must" take to correct an issue with their pay is to report the problem "to their institution's inmate pay designee utilizing the Automated Request to Staff Member (ARTSM) within 15 days of the payroll date error." *Id.*

In this case, the Department denied Appellant's Step 2 Grievance on the ground that Appellant's claim for back pay is foreclosed because Appellant failed to notify the Department of any problems with his prison industries pay within fifteen days.³ The Step 1 Grievance, included in the Record, contains no information about how, with whom, and when attempts were made to resolve the problem informally. In this case, Appellant did not follow the proper procedure as required by SCDC Policy ADM-15.13, Section 12.1, for reporting his payroll issue. Indeed, Appellant failed to report a problem with his pay to his institution fifteen days after the payroll error and before submitting a Step 1 Grievance as required by SCDC Policy ADM-15.13, Section

²This policy has applied to all forms of inmate pay, including wages earned through PIECP, and has been in place since January 20, 1998. *See* SCDC Policy ADM-15.13 Policy Statement. Although this policy has been amended multiple times, the pertinent language in the fifteen-day provision has remained the same. *See* SCDC Policy ADM-15.13, Section 12.1 (2014).

³Although the Department argues in the Step 2 Grievance that the fifteen-day period runs from the date *Torrence* was decided, and, thus, Appellant's claims are completely foreclosed, the policy specifically states it runs from the date of the payroll error. *See* SCDC Policy ADM 15.13, Section 12.1 (providing that "Inmates must report any problems in their pay to their institution's inmate pay designee utilizing the Automated Request to Staff Member (ARTSM) within 15 days of the payroll date error.")

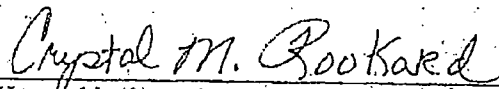
12. Therefore, he did not follow the proper administrative procedure for reporting his payroll issue. Appellant did not present evidence to establish his adherence to SCDC Policy ADM-15.13.

Based upon Appellant's failure to follow the proper procedure for submitting a wage claim under SCDC Policy ADM-15.13, Section 12.1, the Court finds Appellant has failed to exhaust his administrative remedies, and this matter is not ripe for this Court's review. *See* S.C. Code Ann. § 1-23-380 (Supp. 2023) ("A party who has exhausted all administrative remedies available within the agency and who is aggrieved by a final decision in a contested case is entitled to judicial review pursuant to this article and Article 1."); *Brown v. James*, 389 S.C. 41, 48, 697 S.E.2d 604, 608 (Ct. App. 2010) ("The doctrine of exhaustion of administrative remedies requires that where a remedy before an administrative agency is provided, relief must be sought by exhausting this remedy before the courts will act." (quoting 2 Am. Jur. 2d *Administrative Law* § 595 (1962))).

ORDER

IT IS THEREFORE ORDERED that the Appellant's appeal is **DISMISSED WITH PREJUDICE**.

AND IT IS SO ORDERED.



The Honorable Crystal M. Rookard
South Carolina Administrative Law Judge

October 28, 2024
Columbia, South Carolina

CERTIFICATE OF SERVICE

I, Elizabeth Brown, hereby certify that I have this date served this Order upon all parties to this cause by depositing a copy hercof in the United States mail, postage paid, in the Interagency Mail Service, or by electronic mail, to the address provided by the party(ies) and/or their attorney(s).

Elizabeth Brown

Elizabeth Brown
Judicial Law Clerk

October 28, 2024
Columbia, South Carolina

Due Date: 4-30-23

SOUTH CAROLINA DEPARTMENT OF CORRECTIONS
INMATE GRIEVANCE FORM
STEP 2

Office Use Only

INMATE NAME: Sandtonyo Barber

SCDC NUMBER: 291757

INSTITUTION: Tyger River ✓

HOUSING UNIT: 8B-215

WORK ASSIGNMENT: Ground Maintenance

RECEIVED

MAY 01 2023

INMATE GRIEVANCE

Grievance No. Ty RCI-0233-23

Code: General My/WS

Policy _____

Disc. Hear. _____

Class _____

PREA _____

Date Received: 4/28/23

IGC Initials: [Signature]

Date Received: _____

IGA Initials: _____

INMATE'S REASON FOR APPEAL (state specific dissatisfaction):

The Warden erred in finding I was not entitled to all my back pay. This error is in violation of the law.

The South Carolina Department of Corrections ("SCDC") bills Shaw Industries for my labor pursuant to the contractual agreement and according to the D.E.W. (Department of Employment Work Force) of \$10.03 per hour. However, the Department pays my person at a rate of Federal Minimum wage at \$7.25 per hour as a "gross wage" pursuant to §24-3-430, thus paying a rate in violation of law. See Torrence v. SCDC, 373 S.C. 586, 646 S.E.2d 866 (2007).

I want all back pay from January 14, 2020 without reprisal.

Grievant Signature [Signature] Date 4/25/23

RESPONSIBLE OFFICIAL'S DECISION AND REASON:

SEE REVERSE SIDE FOR RESPONSIBLE OFFICIAL'S DECISION & REASON

Responsible Official Signature [Signature] Date 10-27-23

The decision rendered by the responsible official exhausts the appeal process of the Inmate Grievance Procedure. I hereby acknowledge receipt of the official's response and understand this is the Agency's final response to this matter.

Grievant Signature _____ Date _____

IGC Signature _____ Date _____

(SEE REVERSE SIDE FOR INSTRUCTIONS)

INSTRUCTIONS FOR COMPLETING STEP 2 GRIEVANCE FORM

1. Complete form in its entirety, writing only in the space provided for inmate use.
2. State your specific reason for further appeal. Do not submit any new issues for review. No additional pages will be permitted.
3. Submit this completed form ~~with your copy of the Step 1 form~~ by placing in the Grievance Box within five (5) days of your receipt of the Warden's decision. Do not write in the space provided for the responsible official.
4. The decision rendered by the responsible official exhausts the appeal process of the SCDC Inmate Grievance Procedure.

Barber, Sandtonyo 291757, TYRCI-0233-23

In your grievance, you are requesting adjustments to your inmate pay pursuant to Torrence v. South Carolina Department of Corrections (2021). The South Carolina Court of Appeals' opinion in Torrence was filed on June 30, 2021. You submitted your Step 1 Grievance regarding this matter on April 19, 2023, approximately one year and eight months after the Court of Appeals issued its opinion. Accordingly, your grievance is untimely under SCDC Policy ADM-15.13, section 12.1. This policy states as follows:

12. PROBLEMS WITH PAY:

12.1 Inmates must report any problems in their pay to their institution's inmate pay designee utilizing the Automated Request to Staff Member (ARTSM) within 15 days of the payroll date error. The inmate should maintain a record of the ARTSM reference number. The inmate pay designee will review the case and determine whether any additional pay is owed. Payroll corrections will be limited to the following:

- If the inmate fails to notify the Agency in writing and within 15 days, no back pay will be given.
- The pay rate will be adjusted to the proper rate amount for future payrolls in accordance with these procedures.
- The inmate may receive additional pay owed for the previous two (2) pay periods only.

SCDC Policy ADM-15.13 (12.1) (Issue Date June 3, 2014).

Therefore, your grievance is denied.

You may appeal this decision under the South Carolina Administrative Procedures Act to the South Carolina Administrative Law Court. In order to appeal, you must complete the attached Notice of Appeal Form (Form) and submit it as instructed on the Form within 30 days of receipt.

WARDEN'S DECISION AND REASON:



Barber, Sandtonyo 291757

TYRCI-0233-23

I have reviewed your concern. In it you stated that SCDC bills the Private sector at a rate higher than the gross wages you receive for hours worked in the Prison Industries Program. You have requested back pay for hours worked from 1/12/2020. Inmates voluntarily accept services provided by Prison Industries Private Sector Programs and Prison Industries Service Programs. Pursuant to SCDC Policy ADM-15.13 Inmate Pay, it establishes criteria for determining eligibility for inmate pay and ensures proper handling of all matters pertaining thereto. An employee is designated specifically to enter inmate pay data, provided by PI, into the Inmate Pay System. Inmates entering a PI program receives pay at that program's current rate. Problems in pay must be identified within 15 days of the payroll date error. Record of electronic notification must be retained. Failure to notify the Agency in writing and within 15 days, forfeits back pay. You were provided with wages that were approved by the governing authority of South Carolina at that time and accepted as such. Any additional information that you require should be addressed to companies outside SCDC. You have failed to prove pertinent staff performed their duties inconsistent with applicable policy and procedure.


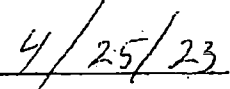
Therefore, your grievance is denied.

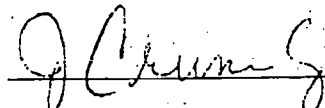
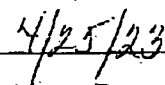
If you disagree with this Warden's Decision (Decision), you may file an appeal by completing SCDC Step 2 Inmate Grievance Form 10-5A, provided to you while serving you this Decision, and placing it in the Grievance Box at your local correctional institution within five (5) days of your receipt of this Decision.


Warden Signature 
Date

I accept the Warden's decision and consider the matter closed.

I do not accept the Warden's decision and wish to appeal.


Grievant Signature 
Date



IGC Signature 
Date

INSTRUCTIONS FOR COMPLETING STEP 1 GRIEVANCE FORM

1. An informal resolution shall be attempted prior to the filing of Step 1 by sending an Inmate Request to Staff Member (RTSM) form or Kiosk reference number to the appropriate supervisor. A copy of the answered RTSM must be attached to the grievance when the grievance is filed.
2. Complete each section in its entirety writing only in the space provided for inmate use. No additional pages will be permitted.
3. Only one (1) issue is to be addressed on each form.
4. Submit the completed form by placing it in the Grievance Box at your institution within eight (8) working days of the date on the RTSM response; policy grievances can be filed at any time. Disciplinary and Classification Review appeals must be submitted within five (5) working days of the hearing/review. Do not write in the space provided for the Warden's response.
5. If you are not satisfied with the Warden's decision, you may appeal to the appropriate responsible official within five (5) days of your receipt of the Warden's decision, by placing your Step 2 appeal form in the Grievance Box at your institution.

INMATE SEARCH DETAIL REPORT

BARBER, SANDTONYO LAMONT (00291757)



INMATE DESCRIPTION

SEX: ██████
 RACE: ██████
 HEIGHT: ██████
 WEIGHT: ██████
 AGE: ██████
 CITIZENSHIP: ████████████████████
 BUILD: ██████
 COMPLEXION: ██████
 HAIR COLOR: ██████
 EYE COLOR: ██████
 PICTURE DATE: ██████
 SUP. RE-ENTRY DATE: ██████

INMATE SENTENCE AND LOCATION

SCDC ID: 00291757
 SID: SC01410327
 OFFENDER TYPE: ADULT-STRAIGHT SENTENCE
 ADMISSION DATE: 03/14/2006
 LOCATION: TYGER RIVER
 DORM-ROOM-BUNK: 8B-0215-B
 SECURITY / CUSTODY: 2 / GENERAL POPULATION
 EWC LEVEL: 2F5
 EEC LEVEL:
 PROJECTED RELEASE DATE: 03/02/2056
 PROJECTED PAROLE ELIGIBILITY: NOT ELIGIBLE
 SUP. FURLOUGH ELIGIBILITY: NOT ELIGIBLE

CURRENT OFFENSES

OFFENSE	SENTENCE TYPE	YRS	MOS	DYS	COUNTY	START DATE	V/NV	CAT	INDICT	STATUS
CRIMINAL SEX CNDC1 1ST DE	ADULT-STRAIGHT SENTENCE	30	0	0	YORK	03/16/2005	V	5	05GS462419	ACTIVE
KIDNAPPING	ADULT-STRAIGHT SENTENCE	30	0	0	YORK	03/16/2005	V	5	05GS462421	ACTIVE
STRONG ARM ROBBERY	ADULT-STRAIGHT SENTENCE	15	0	0	YORK	03/16/2005	N	3	05GS462420	ACTIVE

ESCAPES

NO ESCAPES DURING CURRENT INCARCERATION

DISCIPLINARY SANCTIONS

SANCTIONS NOT AVAILABLE IN THE AUTOMATED SYSTEM PRIOR TO JANUARY 2009

DATE	DESCRIPTION
11/21/2018	EXHIBITIONISM AND PUBLIC MASTURBATION LOSS OF CANTEEN PRIVILEGES FOR 135 DAYS DISC. DETENTION FOR 45 DAYS LOSS OF TELEPHONE PRIVILEGES FOR 135 DAYS LOSS OF TELEVISION PRIVILEGES FOR 350 DAYS LOSS OF VISITATION PRIVILEGES FOR 135 DAYS
09/22/2017	THREATENING TO INFLICT HARM ON EMPLOYEE LOSS OF CANTEEN PRIVILEGES FOR 60 DAYS LOSS OF TELEPHONE PRIVILEGES FOR 60 DAYS LOSS OF TELEVISION PRIVILEGES FOR 360 DAYS LOSS OF VISITATION PRIVILEGES FOR 60 DAYS
02/28/2017	POSS. OR/ATTEMPT TO POSSESS CELL PHONE LOSS OF CANTEEN PRIVILEGES FOR 180 DAYS DISC. DETENTION FOR 60 DAYS LOSS OF TELEPHONE PRIVILEGES FOR 180 DAYS LOSS OF TELEVISION PRIVILEGES FOR 360 DAYS LOSS OF VISITATION PRIVILEGES FOR 180 DAYS
05/11/2016	POSS. OR/ATTEMPT TO POSSESS CELL PHONE LOSS OF CANTEEN PRIVILEGES FOR 120 DAYS DISC. DETENTION FOR 30 DAYS LOSS OF TELEPHONE PRIVILEGES FOR 120 DAYS LOSS OF TELEVISION PRIVILEGES FOR 360 DAYS

INMATE SEARCH DETAIL REPORT

BARBER, SANDTONYO LAMONT (00291757)

DISCIPLINARY SANCTIONS

SANCTIONS NOT AVAILABLE IN THE AUTOMATED SYSTEM PRIOR TO JANUARY 2009

DATE	DESCRIPTION
	LOSS OF VISITATION PRIVILEGES FOR 120 DAYS
07/24/2012	REFUSING OR FAILING OBEY ORDERS
	LOSS OF TELEPHONE PRIVILEGES FOR 90 DAYS
	LOSS OF VISITATION PRIVILEGES FOR 1 DAYS
07/24/2012	EXHIBITIONISM AND PUBLIC MASTURBATION
	DISC. DETENTION FOR 155 DAYS
	JUMPSUIT FOR 245 DAYS
	LOSS OF TELEPHONE PRIVILEGES FOR 335 DAYS
	LOSS OF VISITATION PRIVILEGES FOR 1 DAYS
11/22/2009	EXHIBITIONISM AND PUBLIC MASTURBATION
	LOSS OF CANTEEN PRIVILEGES FOR 180 DAYS
	JUMPSUIT FOR 90 DAYS
	LOSS OF TELEPHONE PRIVILEGES FOR 180 DAYS
	LOSS OF VISITATION PRIVILEGES FOR 360 DAYS

MOVEMENT

MOVEMENT DATE	TO LOCATION	STATUS	REASON
01/12/2023	TYGER RIVER	INCARCERATED	ADMINISTRATIVE
01/12/2023	CENTRAL OFFICE ANNEX	INCARCERATED	██████████
12/12/2022	TYGER RIVER	INCARCERATED	ADMINISTRATIVE
12/12/2022	RICHLAND CO	AUTH ABSENCE (AWL)	██████████
11/10/2022	TYGER RIVER	INCARCERATED	ADMINISTRATIVE
11/10/2022	SPARTANBURG CO	AUTH ABSENCE (AWL)	██████████
09/08/2022	TYGER RIVER	INCARCERATED	ADMINISTRATIVE
09/08/2022	CENTRAL OFFICE ANNEX	INCARCERATED	██████████
08/30/2022	TYGER RIVER	INCARCERATED	ADMINISTRATIVE
08/29/2022	██████████	AUTH ABSENCE (AWL)	██████████
02/25/2021	TYGER RIVER	INCARCERATED	ADMINISTRATIVE
02/25/2021	CENTRAL OFFICE ANNEX	INCARCERATED	██████████
02/19/2019	TYGER RIVER	INCARCERATED	ADMINISTRATIVE
10/04/2018	LEE	INCARCERATED	ADMINISTRATIVE
10/04/2018	KIRKLAND	INCARCERATED	██████████
02/02/2017	LEE	INCARCERATED	ADMINISTRATIVE
02/02/2017	RICHLAND CO	AUTH ABSENCE (AWL)	██████████
08/07/2013	LEE	INCARCERATED	ADMINISTRATIVE
08/07/2013	KIRKLAND	INCARCERATED	██████████
10/13/2011	LEE	INCARCERATED	ADMINISTRATIVE
10/12/2011	KIRKLAND	INCARCERATED	RETURN FROM COURT
10/11/2011	YORK CO	AUTH ABSENCE (AWL)	TO COURT
02/03/2011	LEE	INCARCERATED	ADMINISTRATIVE
02/02/2011	KIRKLAND	INCARCERATED	RETURN FROM COURT
02/01/2011	YORK CO	AUTH ABSENCE (AWL)	TO COURT
05/17/2010	LEE	INCARCERATED	ADMINISTRATIVE
05/13/2010	KIRKLAND	INCARCERATED	RETURN FROM COURT
05/12/2010	YORK CO	AUTH ABSENCE (AWL)	TO COURT
12/03/2008	LEE	INCARCERATED	ADMINISTRATIVE
03/29/2006	BROAD RIVER	INCARCERATED	ADMINISTRATIVE
03/14/2006	KIRKLAND	INCARCERATED	NEW SENT W/OUT PAROLE-REV

EARNED WORK CREDITS

JOB DESCRIPTION	START DATE	END DATE	TERMINATION REASON	JOB LEVEL
HORTICULTURIST (GRND)	02/27/2023			2F5
WARDKEEPER	09/14/2022	02/24/2023	INMATE REQUEST	2F5
FOOD SERVICE AIDE	08/23/2022	09/13/2022	LATERAL TRANSFER	2F5
WARDKEEPER	04/29/2022	08/22/2022	LATERAL TRANSFER	2F5
MACHINE OPERATOR	02/18/2020	04/28/2022	LATERAL TRANSFER	2F5
MACHINE OPERATOR	11/18/2019	02/17/2020	POLICY CHANGE 2020	3F5
BARBER	09/24/2019	11/17/2019	LATERAL TRANSFER	3F5
BARBER	06/18/2019	09/04/2019	PLACED IN ST/SP CUSTODY	3F5
WARDKEEPER	02/21/2019	04/26/2019	PLACED IN ST/SP CUSTODY	3F5
MACHINE OPERATOR	01/24/2018	02/19/2019	INSTIT TRANSFER	3F5
GENERAL WORKER	12/11/2017	01/23/2018	LATERAL TRANSFER	3F5
PLUMBER	03/29/2017	12/10/2017	LATERAL TRANSFER	3F5
GENERAL WORKER	07/22/2016	03/28/2017	LATERAL TRANSFER	3F5
MATERIAL HANDLING EQ OP	07/16/2016	07/21/2016	LATERAL TRANSFER	3F5
GENERAL WORKER	04/09/2015	07/15/2015	LATERAL TRANSFER	3F5
MATERIAL HANDLING EQ OP	06/04/2014	04/08/2015	INMATE REQUEST	3F5
PLUMBER	01/01/2014	03/03/2014	LATERAL TRANSFER	3F5
PLUMBER	12/15/2011	07/24/2012	PLACED IN ST/SP CUSTODY	3F5
GENERAL WORKER	10/06/2011	10/13/2011	INSTIT TRANSFER	3F5
PLUMBER HELPER	03/25/2011	10/05/2011	LATERAL TRANSFER	3F5
PLUMBER HELPER	12/15/2010	02/03/2011	INSTIT TRANSFER	3F5
GENERAL WORKER	10/27/2009	01/21/2010	DISCIPLINARY/LOCK-UP	3F5
GENERAL WORKER	07/14/2009	10/26/2009	CUSTODY REVIEW	5F5
HORTICULTURE TRAINEE	10/23/2008	12/03/2008	INSTIT TRANSFER	5F5
HORTICULTURE TRAINEE	10/02/2008	10/22/2008	CUSTODY REVIEW	3F5
HORTICULTURE TRAINEE	09/09/2008	09/19/2008	PLACED IN ST/SP CUSTODY	3F5
HORTICULTURE TRAINEE	06/14/2007	07/27/2008	PLACED IN ST/SP CUSTODY	3F5
HORTICULTURE TRAINEE	03/06/2007	05/31/2007	PLACED IN ST/SP CUSTODY	3F5
HORTICULTURE TRAINEE	03/30/2006	09/20/2006	PLACED IN ST/SP CUSTODY	3F5

EARNED EDUCATION CREDITS

EEC DESCRIPTION	START DATE	END DATE	TERMINATION REASON
BONUS 15 OR MORE	12/02/2022	01/13/2023	INMATE REQUEST
BONUS 15 OR MORE	04/17/2017	08/12/2017	POOR ATTENDANCE

CERTIFICATES

CERTIFICATE DESCRIPTION	RECEIVED DATE
OJT SMALL ENGINE REPAIR I	07/03/2024
OJT GROUNDS MAINTENANCE III	04/05/2024
OJT GROUNDS MAINTENANCE II	07/21/2023
VOCATIONAL AUTO MECHANICS SAFETY	12/19/2022
OJT-GROUNDS MAINTENANCE I	08/18/2021
OJT INDUSTRIAL MANUFACTURING II	07/16/2021
OJT INDUSTRIAL MANUFACTURING I	04/12/2021
OJT PLUMBING II	10/05/2017
OJT PLUMBING I	08/05/2017
OJT RECYCLING II	12/22/2015
OJT RECYCLING I	03/31/2015
HIGH SCHOOL (GED)	12/16/2013

• INMATE SEARCH DETAIL REPORT

BARBER, SANDTONYO LAMONT (00291757)

CERTIFICATES

CERTIFICATE DESCRIPTION	RECEIVED DATE
WORKKEYS BRONZE	11/25/2013

PROGRAMS

PROGRAM DESCRIPTION	START DATE	END DATE
CHARACTER-BASED PROGRAMS	04/16/2014	

May 2010 OES Estimates

AREA	ST	STATE	OCC_CODE	OCC_TITLE	GROUP	TOT_EMP	EMP_PRSE	JOBS_1000	LOC QUOT	H_MEAN	A_MEAN
45	SC	SC	37-2011	Janitors and Cleaners, Except Maids and Housekeeping Cleaners		26690	4.6	15.28	0.943	10.05	20890
45	SC	SC	43-9061	Office Clerks, General		35390	1.8	20.258	0.923	12.36	25710
45	SC	SC	49-9071	Maintenance and Repair Workers, General		23890	2.1	13.677	1.427	16.44	34190
45	SC	SC	51-7041	Sawing Machine Setters, Operators, and Tenders, Wood		580	20	0.332	1.139	12.47	25930
45	SC	SC	51-7042	Woodworking Machine Setters, Operators, and Tenders, Except Sawing		780	10.5	0.447	0.929	12.28	25550
45	SC	SC	51-7099	Woodworkers, All Other	**	**	**	**		13.31	27680
45	SC	SC	51-9022	Grinding and Polishing Workers, Hand Inspectors, Testers, Sorters, Samplers, and Weighers		320	18.4	0.185	0.858	12.45	25900
45	SC	SC	51-9061	Grinding and Polishing Workers, Hand Inspectors, Testers, Sorters, Samplers, and Weighers		8270	3.9	4.737	1.466	15.74	32730
45	SC	SC	53-7051	Industrial Truck and Tractor Operators		8650	3.5	4.951	1.214	13.84	28790

Barber #291757 (23C0551-AP) - Record on Appeal - Page 11 of 25

MEDIAN	H_PCT1	H_PCT2	H_MEDIAN	H_PCT75	H_PCT90	A_PCT10	A_PCT25	A_MEDIAN	A_PCT75	A_PCT90	ANNUAL	HOURLY
1	7.63	8.21	9.25	11.22	13.7	15860	17080	19250	23350	28490		
0.8	7.92	9.37	11.7	14.51	17.81	16480	19490	24330	30170	37050		
1.2	9.56	11.76	15.77	20.04	24.8	19890	24450	32810	41690	51580		
3.7	8	9.3	11.39	15.43	18.57	16640	19340	23690	32100	38620		
3.9	7.92	9.03	11.24	14.93	18.29	16470	18790	23380	31040	38040		
4.2	9.96	10.56	11.56	18.27	20.06	20710	21960	24040	38000	41710		
3.9	7.8	9.36	11.95	15.33	17.81	16230	19480	24850	31880	37050		
1.3	9.61	11.46	15.09	19.08	23.09	19990	23830	31390	39680	48020		
1.5	9.14	10.74	13.22	16.23	19.31	19010	22340	27500	33770	40160		

May 2011 OES Estimates

AREA	ST	STATE	OCC_CODE	OCC_TITLE	GROUP	TOT_EMP	EMP_PRSE	JOBS_1000	LOC QUOT	H_MEAN	A_MEAN
45	SC	SC	37-2011	Janitors and Cleaners, Except Maids and Housekeeping Cleaners		26430	4	14.91	0.92	10.21	21240
45	SC	SC	43-9061	Office Clerks, General		35620	1.8	20.091	0.91	12.6	26210
45	SC	SC	49-9071	Maintenance and Repair Workers, General		21330	2.2	12.031	1.26	16.82	34990
45	SC	SC	51-7041	Sawing Machine Setters, Operators, and Tenders, Wood		610	11.1	0.342	1.17	13.25	27560
45	SC	SC	51-7042	Woodworking Machine Setters, Operators, and Tenders, Except Sawing		770	9.6	0.437	0.95	12.25	25490
45	SC	SC	51-9022	Grinding and Polishing Workers, Hand		340	18.5	0.193	0.9	12.74	26490
45	SC	SC	51-9061	Inspectors, Testers, Sorters, Samplers, and Weighers		8750	5.1	4.936	1.46	15.94	33150
45	SC	SC	53-7051	Industrial Truck and Tractor Operators		7190	5.1	4.054	1.03	14.02	29160

MEAN	H_PCT1	H_PCT25	H_MEDIAN	H_PCT75	H_PCT90	A_PCT10	A_PCT25	A_MEDIAN	A_PCT75	A_PCT90	ANNUAL	HOURLY
1	7.74	8.33	9.32	11.35	14.1	16090	17320	19380	23610	29330		
1.8	8.2	9.46	11.87	14.73	18.15	17060	19680	24680	30640	37750		
2.4	9.31	12.11	16.1	20.66	25.98	19360	25190	33480	42960	54030		
2.9	8.34	9.88	12.5	16.48	19.29	17360	20560	26000	34280	40110		
3.5	8.11	9.27	10.99	14.54	18.95	16860	19280	22860	30230	39410		
4	8.62	10.04	11.83	15.24	18.32	17920	20880	24610	31710	38110		
1.3	9.75	11.66	14.97	18.96	23.61	20280	24260	31150	39440	49110		
1.4	9.03	10.62	13.18	16.68	20.32	18780	22100	27420	34690	42260		

Barber #291757 (23C0551-AP) - Record on Appeal Page 2 of 25

May 2012 OES Estimates

AREA	ST	STATE	OCC_CODE	OCC_TITLE	GROUP	TOT_EMP	EMP_PRSE	JOBS_1000	LOC QUOTI	H_MEAN	A_MEAN
				Janitors and Cleaners, Except Maids and Housekeeping Cleaners	detailed	28340	3.7	15.773	0.98	10.08	20960
45	SC	SC	37-2011								
45	SC	SC	43-9061	Office Clerks, General	detailed	35320	1.7	19.66	0.91	12.72	26450
45	SC	SC	49-9071	Maintenance and Repair Workers,	detailed	22360	1.8	12.444	1.32	17.1	35560
45	SC	SC	51-7041	Sawing Machine Setters, Operators, Woodworking Machine Setters, Operators, and Tenders, Except	detailed	610	10.6	0.339	1.14	13.79	28690
	SC	SC	51-7042			1000	12.1	0.557	1.19	13.94	28990
	SC	SC	51-9022	Grinding and Polishing Workers,	detailed	340	18.4	0.187	0.8	13.82	28750
	SC	SC	51-9061	Inspectors, Testers, Sorters,	detailed	9840	4.5	5.476	1.57	16.15	33590
	SC	SC	53-7051	Industrial Truck and Tractor	detailed	7700	3.7	4.284	1.12	14.24	29620
MEAN	H_PCT1	H_PCT									
PRSE 0	25	H_MEDIAN	H_PCT75	H_PCT90	A_PCT10	A_PCT25	A_MEDIANA_PCT75	A_PCT90	ANNUAL	HOURLY	
1.3	7.73	8.28	9.2	11.27	14.06	16070	17220	19140	23430	29250	
0.8	8.22	9.4	11.87	15.01	18.54	17090	19560	24690	31220	38560	
1	9.94	12.48	16.24	20.95	26.27	20670	25960	33770	43570	54630	
2.8	8.49	10.68	13.43	16.51	19.45	17660	22220	27940	34330	40450	
4.3	8.39	9.88	12.94	17.67	21.38	17460	20540	26920	36760	44470	
5.7	8.92	10.5	13.48	16.78	19.06	18560	21840	28030	34900	39640	
1.5	9.73	11.82	15.03	19.38	24.4	20240	24580	31260	40320	50760	
1.6	9.06	10.79	13.32	16.7	20.92	18840	22430	27700	34730	43520	

BARBERSHIP (291757) (23C055-AP) - Record on Appeal - Page 13 of 25

May 2013 OES Estimates

AREA	ST	STATE	OCC_CODE	OCC_TITLE	GROUP	TOT_EMP	EMP_PRSE	JOBS_1000	LOC QUOT	H_MEAN	A_MEAN		
				Janitors and Cleaners, Except									
45	SC	SC	37-2011	Maids and Housekeeping Cleaners	detailed	28980	3.7	15.872	1	10.24	21300		
45	SC	SC	43-9061	Office Clerks, General	detailed	32380	1.7	17.73	0.83	12.58	26160		
45	SC	SC	49-9071	Maintenance and Repair Workers,	detailed	23910	2.4	13.092	1.39	17.12	35610		
45	SC	SC	51-7041	Sawing Machine Setters,	detailed	710	14	0.387	1.22	12.79	26600		
	SC	SC	51-7042	Woodworking Machine Setters,	detailed	1040	12	0.568	1.13	14.49	30140		
	SC	SC	51-9022	Grinding and Polishing Workers,	detailed	490	29.4	0.27	1.15	13.59	28260		
	SC	SC	51-9061	Inspectors, Testers, Sorters,	detailed	10590	6.2	5.798	1.63	16.55	34420		
	SC	SC	53-7051	Industrial Truck and Tractor	detailed	6500	4.7	3.561	0.94	14.41	29970		
MEAN	H_PCT1	H_PCT2		H_MEDIAN	H_PCT75	H_PCT90	A_PCT10	A_PCT25	A_MEDIAN	A_PCT75	A_PCT90	ANNUAL	HOURLY
1.8	7.75	8.32		9.27		11.34	14.32	16130	17310	19280	23590	29790	
0.8	8.21	9.36		11.8		14.89	18.14	17090	19470	24540	30970	37730	
1.1	9.83	12.06		15.99		21.1	26.8	20440	25080	33260	43880	55740	
3.1	8.21	9.47		12.08		15.39	18.69	17080	19700	25120	32010	38870	
4.2	8.54	10.25		14.03		18.49	21.74	17760	21320	29180	38450	45220	
3.6	8.63	10.46		13.15		16.36	18.63	17960	21750	27350	34020	38750	
1.1	10.02	12.44		15.59		19.42	24.37	20850	25870	32420	40400	50690	
1.6	9.28	11.08		13.68		16.87	20.31	19310	23050	28440	35090	42240	

Range #201757 (23-1551-AP) - Record on Appeal - Page 14 of 25

May 2014 OES Estimates

AREA	ST	STATE	OCC_CODE	OCC_TITLE	GROUP	TOT_EMP	EMP_PRSE	JOBS_1000	LOC QUOTI	H_MEAN	A_MEAN
45	SC	SC	37-2011	Janitors and Cleaners, Except Maids and Housekeeping Cleaners	detailed	29620	4.3	15.787	1	10.2	21210
45	SC	SC	43-9061	Office Clerks, General	detailed	31500	2.6	16.787	0.78	13.03	27100
45	SC	SC	49-9071	Maintenance and Repair Workers, General	detailed	22560	2.3	12.025	1.27	17.51	36410
45	SC	SC	51-7041	Sawing Machine Setters, Operators, and Tenders, Wood	detailed	990	16.8	0.53	1.55	12.96	26960
45	SC	SC	51-7042	Woodworking Machine Setters, Operators, and Tenders, Except Sawing	detailed	1110	12.4	0.592	1.13	15.11	31430
45	SC	SC	51-7099	Woodworkers, All Other	detailed	30	41.4	0.018	0.34	14.58	30330
45	SC	SC	51-9022	Grinding and Polishing Workers, Hand	detailed	490	47.1	0.259	1.19	13.71	28510
45	SC	SC	51-9061	Inspectors, Testers, Sorters, Samplers, and Weighers	detailed	11250	5.4	5.997	1.65	17.17	35700
45	SC	SC	53-7051	Industrial Truck and Tractor Operators	detailed	6600	4.3	3.518	0.91	14.55	30260

MEAN_H	H_PCT0	H_PCT5	H_PCT10	H_PCT15	H_PCT20	H_PCT25	H_PCT30	H_PCT35	H_PCT40	H_PCT45	H_PCT50	H_PCT55	H_PCT60	H_PCT65	H_PCT70	H_PCT75	H_PCT80	H_PCT85	H_PCT90	A_PCT10	A_PCT25	A_MEDIAN	A_PCT75	A_PCT90	ANNUAL	HOURLY
1.7	7.77	8.36	9.35	11.34	14.03	16160	17390	19450	23590	29190																
0.8	8.32	9.62	12.1	15.54	18.87	17300	20020	25160	32330	39250																
1.1	9.88	12.35	16.42	21.67	27.47	20550	25680	34150	45070	57130																
2.8	8.53	9.92	11.81	15.54	18.9	17740	20630	24570	32320	39320																
3.7	8.8	10.99	15.22	18.79	22.02	18300	22860	31660	39080	45790																
4.9	11.99	12.61	13.63	14.64	21.25	24950	26230	28340	30460	44210																
3.6	8.39	10.47	13.67	16.58	18.35	17440	21770	28440	34490	38160																
1.2	10.11	12.73	16.39	20.42	25.71	21030	26480	34080	42470	53480																
1.2	9.65	11.35	13.85	17.02	20.19	20080	23620	28800	35390	41990																

Barber#2917574236055 (AP) Record on App Page 15 of 25

May 2015 OES Estimates

AREA	ST	STATE	OCC_CODE	OCC_TITLE	GROUP	TOT_EMP	EMP_PRSE	JOBS_1000	LOC QUOT	H_MEAN	A_MEAN
45	SC	SC	37-2011	Janitors and Cleaners, Except Maids and Housekeeping Cleaners	detailed	30360	3	15.744	1.01	10.29	21400
45	SC	SC	43-9061	Office Clerks, General	detailed	30250	2.7	15.691	0.73	13.21	27480
45	SC	SC	49-9071	Maintenance and Repair Workers, Sawing Machine Setters, Operators, and Tenders, Wood	detailed	24740	2.2	12.829	1.35	17.37	36130
	SC	SC	51-7041	Woodworking Machine Setters, Operators, and Tenders, Except	detailed	1100	12.5	0.572	1.62	13.34	27750
	SC	SC	51-7042	Grinding and Polishing Workers, Inspectors, Testers, Sorters, Samplers, and Weighers	detailed	1120	12.5	0.583	1.06	13.36	27790
	SC	SC	51-9022	Industrial Truck and Tractor	detailed	330	48.4	0.172	0.84	13.05	27140
	SC	SC	51-9061		detailed	12270	4.8	6.363	1.73	17.55	36500
	SC	SC	53-7051		detailed	7390	6.5	3.833	0.98	14.71	30600

MEAN_P	H_PCT1	H_PCT2	H_MEDIA	H_PCT75	H_PCT90	A_PCT10	A_PCT25	A_MEDIANA	A_PCT75	A_PCT90	ANNUAL	HOURLY
1.2	7.8	8.41	9.5	11.51	14.14	16220	17500	19770	23940	29420		
0.7	8.39	9.78	12.35	15.77	19.05	17450	20340	25690	32800	39620		
0.9	10.07	12.42	16.01	21.2	27.24	20950	25830	33300	44090	56660		
2.9	8.9	10.4	12.64	15.88	18.97	18520	21640	26280	33040	39460		
3.9	8.44	9.91	12.52	16.43	20.42	17560	20620	26030	34180	42480		
2.5	8.5	10.05	13.03	15.81	18.09	17690	20900	27090	32890	37640		
1.6	9.86	12.67	16.36	21.06	27.02	20500	26350	34030	43800	56190		
2	9.92	11.75	13.96	17	20.13	20640	24450	29040	35360	41870		

Barber # 29175742 SC 0551-A
 Record on Appeal - Page 16 of 25

May 2017 OES Estimates

AREA	ST	STATE	OCC_CODE	OCC_TITLE	GROUP	TOT_EMP	EMP_PRSE	JOBS_1000	LOC QUOT	H_MEAN	A_MEAN	
45	SC	SC	37-2011	Janitors and Cleaners, Except Maids and Housekeeping Cleaners	detailed	31590	2.9	15.723	1.04	10.88	22630	
	SC	SC	43-9061	Office Clerks, General	detailed	30710	2	15,282	0.73	13.1	27240	
	SC	SC	49-9071	Maintenance and Repair Workers, General	detailed	26860	2.1	13.369	1.41	17.73	36880	
	SC	SC	51-7041	Sawing Machine Setters, Operators, and Tenders, Wood	detailed	1150	12	0.571	1.57	13.83	28760	
	SC	SC	51-7042	Woodworking Machine Setters, Operators, and Tenders, Except Sawing	detailed	1420	12.4	0.708	1.27	13.79	28670	
	SC	SC	51-9022	Grinding and Polishing Workers, Hand	detailed	400	11.3	0.197	0.93	13.52	28120	
	SC	SC	51-9061	Inspectors, Testers, Sorters, Samplers, and Weighers	detailed	12740	3.6	6.341	1.68	18.56	38610	
	SC	SC	53-7051	Industrial Truck and Tractor Operators	detailed	7950	5.7	3.956	0.99	15.93	33130	
MEAN_PR	H_PCT10	H_PCT5	H_PCT25	H_PCT75	H_PCT90	A_PCT10	A_PCT25	A_MEDIAN	A_PCT75	A_PCT90	ANNUAL	HOURLY
1.2	8.04	8.76	10.1	12.26	14.72	16730	18220	21000	25500	30610		
0.7	8.49	10.02	12.61	15.34	18.52	17650	20840	26230	31900	38520		
0.9	10.4	13.06	16.48	21.69	27.25	21640	27150	34280	45120	56670		
2.2	9.77	11.12	13.27	15.61	18.7	20330	23130	27610	32480	38900		
3.3	8.6	10.36	13.19	16.25	20.36	17900	21540	27430	33800	42360		
5.7	8.52	10.18	12.82	16.42	19.19	17730	21170	26660	34140	39920		
1.5	10.67	13.64	17.29	22.34	28.16	22190	28380	35970	46460	58580		
2.2	10.83	12.75	14.88	18.42	22.55	22530	26530	30960	38320	46910		

45 Bartlett #29757 (2390551AP) - Record on April - Page 18 of 25

May 2018 OES Estimates

AREA	ST	STATE	OCC_CODE	OCC_TITLE	GROUP	TOT_EMP	EMP_PRSE	JOBS_1000	LOC QUOTI	H_MEAN	A_MEAN				
45	SC	SC	37-2011	Janitors and Cleaners, Except Maids and Housekeeping Cleaners	detailed	31980	2.5	15.505	1.04	11.23	23370				
45	SC	SC	43-9061	Office Clerks, General	detailed	33310	2.1	16.154	0.79	13.37	27810				
45	SC	SC	49-9071	Maintenance and Repair Workers, General	detailed	27750	2.1	13.457	1.41	17.72	36850				
45	SC	SC	51-7041	Sawing Machine Setters, Operators, and Tenders, Wood Woodworking Machine Setters, Operators, and Tenders, Except	detailed	1330	12.3	0.643	1.78	14.06	29240				
45	SC	SC	51-7042	Sawing Grinding and Polishing Workers, Hand	detailed	1450	12.8	0.705	1.29	14.12	29360				
45	SC	SC	51-9022	Inspectors, Testers, Sorters, Samplers, and Weighers	detailed	500	9	0.242	1.16	13.45	27970				
45	SC	SC	51-9061	Industrial Truck and Tractor Operators	detailed	12750	3.5	6.184	1.61	18.8	39110				
45	SC	SC	53-7051	Operators	detailed	7670	5	3.721	0.89	16.74	34820				
MEAN_	H_PCT2		H_PCT5		H_PCT75		H_PCT90		A_PCT10	A_PCT25	A_MEDIANA	A_PCT75	A_PCT90	ANNUAL	HOURLY
1.1	8.13	8.93	10.48	12.75	15.26	16920	18570	21800	26520	31740					
0.8	8.51	10.11	12.9	15.71	18.86	17710	21030	26820	32680	39230					
0.8	10.4	13.02	16.65	21.77	27.33	21630	27090	34630	45280	56850					
2.3	9.89	11.35	13.45	16.06	18.85	20560	23610	27980	33410	39200					
3.5	8.6	9.93	13.11	17.5	21.77	17880	20640	27270	36400	45290					
7	8.5	9.87	12.42	16.39	19.64	17680	20540	25820	34090	40860					
1.3	11.04	13.77	17.67	22.95	28.61	22970	28650	36740	47730	59510					
2.4	11.3	13.17	15.5	19.04	24.22	23510	27390	32240	39600	50370					

Barber #291797 (24055 GAP) Record # Appeal - Page 19 of 25

May 2019 OES Estimates

AREA	ST	STATE	OCC_CODE	OCC_TITLE	GROUP	TOT_EMP	EMP_PRSE	JOBS_1000	LOC			ANNUAL HOUR-LY
									QUOTIEN	H_MEAN	A_MEAN	
45	SC	SC	37-2011	Janitors and Cleaners, Except Maids and Housekeeping Cleaners	detailed	30,420	4.3	14.433	0.99	11.57	24,060	
45	SC	SC	43-9061	Office Clerks, General Maintenance and Repair Workers, General	detailed	34,230	2.2	16.241	0.81	13.70	28,500	
45	SC	SC	49-9071	Sawing Machine Setters, Operators, and Tenders, Wood Woodworking Machine Setters, Operators, and Tenders, Except	detailed	27,430	2.0	13.016	1.35	18.09	37,630	
45	SC	SC	51-7041	Sawing Grinding and Polishing Workers, Hand	detailed	1,230	9.2	0.586	1.70	15.24	31,700	
45	SC	SC	51-7042	Inspectors, Testers, Sorters, Samplers, and Weighers Industrial Truck and Tractor Operators	detailed	1,170	10.9	0.554	1.03	14.39	29,940	
45	SC	SC	51-9022		detailed	380	12.9	0.182	0.92	13.89	28,890	
45	SC	SC	51-9061		detailed	14,060	4.1	6.670	1.70	19.12	39,770	
45	SC	SC	53-7051		detailed	10,030	7.7	4.761	1.11	17.37	36,130	
MEAN_P RSE	H_PCT1 0	H_PCT 25	H_MEDIAN	H_PCT75	H_PCT90	A_PCT10	A_PCT25	A_MEDIAN	A_PCT75	A_PCT90		
1.1	8.32	9.28	10.91	13.02	15.63	17,310	<u>19,300</u>	22,700	27,080	32,500		
0.8	8.72	10.46	13.21	16.07	19.07	18,140	21,760	27,470	33,420	39,670		
0.8	10.67	13.26	16.91	22.20	28.00	22,180	27,580	35,170	46,180	58,240		
1.6	10.45	12.61	14.70	17.77	20.86	21,740	26,240	30,580	36,960	43,400		
2.6	9.04	10.66	14.26	17.74	20.55	18,810	22,170	29,660	36,890	42,740		
6.8	8.83	10.27	12.63	16.89	21.21	18,380	21,360	26,280	35,130	44,110		
1.3	11.71	13.93	17.95	23.35	28.95	24,360	28,980	37,350	48,570	60,210		
2.4	11.78	13.51	16.03	19.75	25.77	24,510	28,100	33,340	41,090	53,590		

Barber #291757 (23C0551-AP) - Record on Appeal - Page 20 of 25

Occupational Employment Statistics (OES) Survey
 Bureau of Labor Statistics, Department of Labor
 website: www.bls.gov/oes
 email: oesinfo@bls.gov

May 2020 OEWS Estimates

AREA	ST	STATE	OCC_CODE	OCC_TITLE	GROUP	TOT_EM P	EMP_PR SE	JOBS_10 00	LOC QUOTIENT	A_MEA H_MEAN	N
				Janitors and Cleaners, Except							
45	SC	SC	37-2011	Maids and Housekeeping Cleaners	detailed	27550	5.5	13.672	0.96	12.08	25130
45	SC	SC	43-9061	Office Clerks, General	detailed	36070	2	17.899	0.89	14.63	30430
				Maintenance and Repair Workers, General							
45	SC	SC	49-9071	General	detailed	23790	2.2	11.806	1.21	18.88	39260
				Sawing Machine Setters, Operators, and Tenders, Wood							
45	SC	SC	51-7041	Operators, and Tenders, Wood	detailed	1320	10.7	0.656	1.88	15.51	32250
				Woodworking Machine Setters, Operators, and Tenders, Except							
45	SC	SC	51-7042	Operators, and Tenders, Except	detailed	980	10.8	0.486	0.9	15.07	31340
45	SC	SC	51-9022	Grinding and Polishing Workers, Inspectors, Testers, Sorters,	detailed	250	15.1	0.123	0.71	16.43	34170
				Samplers, and Weighers							
45	SC	SC	51-9061	Samplers, and Weighers	detailed	12790	3.8	6.347	1.61	18.98	39480
45	SC	SC	53-7051	Industrial Truck and Tractor	detailed	9700	7.4	4.811	1.04	17.33	36040

H_P		A_PCT2		A_MEDIA		H_PCT75		A_PCT10		A_MEDIA		A_PCT75		A_PCT90		ANNUAL	HOURL
MEAN	CT1	H_PCT2	H_MEDIA	A_PCT2	A_MEDIA	H_PCT90	A_PCT10	S	N	A_PCT75	A_PCT90	ANNUAL	Y				
_PRSE	0	5	N														
1.1	8.6	9.7	11.32			13.69	16.37	17850	20170	23550	28480	34040					
0.8	9.1	11.16	13.81			16.99	20.59	18880	23200	28710	35340	42820					
0.7	11	13.87	17.92			23.21	28.82	22890	28850	37270	48280	59950					
2.4	10	12.31	14.93			18.4	22.33	21060	25610	31050	38270	46460					
3.5	9.7	11.28	14.56			18.61	22.28	20110	23470	30290	38710	46340					
5.1	11	12.89	16.03			19.54	23.48	22120	26820	33350	40640	48850					
1.2	12	13.82	17.69			23.18	29	24010	28740	36800	48210	60330					
1.8	12	13.91	16.55			19.56	24.63	25650	28940	34430	40680	51240					

May 2021 OEWS Estimates

AREA	ST	STATE	OCC_CODE	OCC_TITLE	GROUP	TOT_EMP	EMP_PRSE	JOBS_1000	LOC QUOT	H_MEAN	A_MEAN	MEAN_PRS
45	SC	South Caro	37-2011	Janitors an-	detailed	29320	3	14.183	0.98	12.05	25070	0.9
45	SC	South Caro	43-9061	Office Clerl	detailed	46710	1.6	22.596	1.23	15.46	32160	0.6
45	SC	South Caro	49-9071	Maintenan	detailed	26030	1.9	12.593	1.25	19.77	41120	0.7
45	SC	South Caro	51-7041	Sawing Ma	detailed	810	7.9	0.389	1.21	16.28	33860	1.6
45	SC	South Caro	51-7042	Woodwork	detailed	790	6.1	0.381	0.8	16.78	34910	2
45	SC	South Caro	51-9022	Grinding ar	detailed	180	14.4	0.086	0.77	19.57	40700	2.1
45	SC	South Caro	51-9061	Inspectors,	detailed	11650	2.6	5.637	1.44	19.05	39630	0.9
45	SC	South Caro	53-7051	Industrial T	detailed	11290	3.6	5.463	1.01	17.51	36420	0.6

H_PCT10	H_PC	H_MEDIAN	H_PCT75	H_PCT90	A_PCT10	A_PCT25	A_MEDIAN	A_PCT75	A_PCT90	ANNUAL	HOURLY
8.58	10.4	11.25	13.8	14.78	17840	21600	23400	28690	30730		
10.25	11.7	14.32	17.83	22.11	21320	24370	29780	37080	45980		
11.72	14.4	18.07	22.88	28.85	24380	29890	37580	47580	60010		
11.24	13.7	14.55	18.05	22.65	23370	28560	30260	37550	47110		
11.24	13.9	17.35	18.93	22.79	23370	28840	36090	39380	47400		
14.43	16.6	18.13	22.76	25.8	30010	34600	37710	47330	53660		
11.58	14.2	17.96	22.76	28.71	24080	29610	37350	47330	59720		
13.78	14.6	17.48	18.51	23.24	28650	30280	36360	38500	48350		

Occupational Employment and Wage Statistics (OEWS) Survey
 Bureau of Labor Statistics, Department of Labor
 website: www.bls.gov/oes
 email: oewsinfo@bls.gov

Not all fields are available for every type of estimate

OEWS Estimates

Occupational Employment and Wage Statistics (OEWS) Survey
 Bureau of Labor Statistics, Department of Labor
 website: www.bls.gov/oes
 email: oesinfo@bls.gov

Not all fields are available for every type of estimate

Field	Field Description
area	U.S. (99), state FIPS code, Metropolitan Statistical Area (MSA) or New England City and Town Area (NECTA) code, or OEWS-specific nonmetropolitan area code
area_title	Area name
area_type	Area type: 1= U.S.; 2= State; 3= U.S. Territory; 4= Metropolitan Statistical Area (MSA) or New England City and Town Area (NECTA); 6= Nonmetropolitan Area
prim_state	The primary state for the given area. "US" is used for the national estimates.
naics	North American Industry Classification System (NAICS) code for the given industry
naics_title	North American Industry Classification System (NAICS) title for the given industry
i_group	Industry level. Indicates cross-industry or NAICS sector, 3-digit, 4-digit, 5-digit, or 6-digit industry. For industries that OEWS no longer publishes at the 4-digit NAICS level, the "4-digit" designation indicates the most detailed industry breakdown available: either a standard NAICS 3-digit industry or an OEWS-specific combination of 4-digit industries. Industries that OEWS has aggregated to the 3-digit NAICS level (for example, NAICS 327000) will appear twice, once with the "3-digit" and once with the "4-digit" designation.
owni_code	Ownership type: 1= Federal Government; 2= State Government; 3= Local Government; 123= Federal, State, and Local Government; 235=Private, State, and Local Government; 35 = Private and Local Government; 5= Private; 57=Private, Local Government Gambling Establishments (Sector 71), and Local Government Casino Hotels (Sector 72); 58= Private plus State and Local Government Hospitals; 59= Private and Postal Service; 1235= Federal, State, and Local Government and Private Sector
occ_code	The 6-digit Standard Occupational Classification (SOC) code or OEWS-specific code for the occupation
occ_title	SOC title or OEWS-specific title for the occupation
o_group	SOC occupation level. For most occupations, this field indicates the standard SOC major, minor, broad, and detailed levels, in addition to all-occupations totals. For occupations that OEWS no longer publishes at the SOC detailed level, the "detailed" designation indicates the most detailed data available: either a standard SOC broad occupation or an OEWS-specific combination of detailed occupations. Occupations that OEWS has aggregated to the SOC broad occupation level will appear in the file twice, once with the "broad" and once with the "detailed" designation.
tot_emp	Estimated total employment rounded to the nearest 10 (excludes self-employed).
emp_prse	Percent relative standard error (PRSE) for the employment estimate. PRSE is a measure of sampling error, expressed as a percentage of the corresponding estimate. Sampling error occurs when values for a population are estimated from a sample survey of the population, rather than calculated from data for all members of the population. Estimates with lower PRSEs are typically more precise in the presence of sampling error.

jobs_1000	The number of jobs (employment) in the given occupation per 1,000 jobs in the given area. Only available for the state and MSA estimates; otherwise, this column is blank.
loc quotient	The location quotient represents the ratio of an occupation's share of employment in a given area to that occupation's share of employment in the U.S. as a whole. For example, an occupation that makes up 10 percent of employment in a specific metropolitan area compared with 2 percent of U.S. employment would have a location quotient of 5 for the area in question. Only available for the state, metropolitan area, and nonmetropolitan area estimates; otherwise, this column is blank.
pct_total	Percent of industry employment in the given occupation. Percents may not sum to 100 because the totals may include data for occupations that could not be published separately. Only available for the national industry estimates; otherwise, this column is blank.
pct_rpt	Percent of establishments reporting the given occupation for the cell. Only available for the national industry estimates; otherwise, this column is blank.
h_mean	Mean hourly wage
a_mean	Mean annual wage
mean_prse	Percent relative standard error (PRSE) for the mean wage estimate. PRSE is a measure of sampling error, expressed as a percentage of the corresponding estimate. Sampling error occurs when values for a population are estimated from a sample survey of the population, rather than calculated from data for all members of the population. Estimates with lower PRSEs are typically more precise in the presence of sampling error.
h_pct10	Hourly 10th percentile wage
h_pct25	Hourly 25th percentile wage
h_median	Hourly median wage (or the 50th percentile)
h_pct75	Hourly 75th percentile wage
h_pct90	Hourly 90th percentile wage
a_pct10	Annual 10th percentile wage
a_pct25	Annual 25th percentile wage
a_median	Annual median wage (or the 50th percentile)
a_pct75	Annual 75th percentile wage
a_pct90	Annual 90th percentile wage
annual	Contains "TRUE" if only annual wages are released. The OEWS program releases only annual wages for some occupations that typically work fewer than 2,080 hours per year, but are paid on an annual basis, such as teachers, pilots, and athletes.
hourly	Contains "TRUE" if only hourly wages are released. The OEWS program releases only hourly wages for some occupations that typically work fewer than 2,080 hours per year and are paid on an hourly basis, such as actors, dancers, and musicians and singers.

Notes:

- * = indicates that a wage estimate is not available
- ** = indicates that an employment estimate is not available
- # = indicates a wage equal to or greater than \$100.00 per hour or \$208,000 per year


South Carolina Selected Occupational Average Mean Wage, May 2022

Occupation	SOC code	Hourly mean wage
Janitors and Cleaners, Except Maids and Housekeeping Cleaners	37-2011	\$13.44
Office Clerks, General	43-9061	\$16.32
Maintenance and Repair Workers, General	49-9071	\$20.75
Sawing Machine Setters, Operators, and Tenders, Wood	51-7041	\$17.09
Woodworking Machine Setters, Operators, and Tenders, Except Sawing	51-7042	\$18.30
Grinding and Polishing Workers, Hand	51-9022	\$20.79
Inspectors, Testers, Sorters, Samplers, and Weighers	51-9061	\$20.53
Industrial Truck and Tractor Operators	53-7051	\$19.02

Source: U.S. Bureau of Labor Statistics

Mr. Sandton Barber # 291757
US Rm 215-B
Tyger River Corr Inst
200 Prison Rd
Enoree, SC 29335

US POSTAGE
2025
\$002.87
95037226544



RECEIVED
MAR 26 2025
TYGER RIVER MAIL ROOM

RECEIVED
APR 01 2025
SC Court of Appeals

SC Court of Appeals
Clerks Office
P.O. Box 11629
Columbia, S.C. 29201