5

21714

THE STATE OF SOUTH CAROLINA

In the Court of Appeals

APPEAL FROM THE ADMINISTRATIVE LAW COURT
Ralph King Anderson III, Administrative Law Judge

Appellate Case No. 2014-000973
Case No. 2012-ALJ-07-0090-CC

Grand Strand Regional Medical Center, LLC .....Respondent,

v.

South Carolina Department of Health and
Environmental Control.....Respondent below.

Case No. 2012-ALJ-07-0091-CC

Grand Strand Regional Medical Center, LLC .....Respondent,

v.

South Carolina Department of Health and
Environmental Control and Carolina Regional Cancer Center, LLC... Respondents below,

Of whom Carolina Regional Cancer Center, LLC is the.....Appellant.

RECORD ON APPEAL – VOLUME 7 OF 10

William R. Thomas
Walter H. Cartin
Amber Carter
PARKER POE ADAMS & BERNSTEIN, LLP
1201 Main Street, Suite 1450
Columbia, SC 29201
Tel: 803.255.8000

Attorneys for Respondents

Ashley C. Biggers
Vito M. Wicevic
SOUTH CAROLINA DEPARTMENT OF HEALTH AND ENVIRONMENTAL CONTROL
2600 Bull Street
Columbia, SC 29201
Tel: 803-898-3350

Attorneys for Respondents

James G. Long III
Jennifer J. Hollingsworth
Tanya A. Gee
NEXSEN PRUET, LLC
1230 Main Street, Suite 700 (29201)
Post Office Drawer 2426
Columbia, SC 29202
Tel: 803.771.8900

E. Wade Mullins III
BRUNER POWELL
1735 St. Julian Place, Suite 200
P.O. Box 61110 (29260-1110)
Columbia, SC 29204
Tel: 803-252-7693

Attorneys for Appellant Carolina Regional Cancer Center, LLC

INDEX – VOLUME 1 OF 10

I. **ORDERS**

1. April 4, 2014 Amended Final Order and Decision 7
2. April 4, 2014 Reconsideration Order 35
3. March 10, 2014 Final Order and Decision 50
4. June 28, 2013 Order Denying Motion for Partial Summary Judgment. 78
5. March 5, 2013 Order Dismissing North Strand with Prejudice 88
6. May 4, 2012 Consent Order of Consolidation 91

II. **PLEADINGS AND MOTIONS**

1. April 19, 2012 CRCC Prehearing Statement 99
2. May 23, 2013 Grand Strand Motion for Partial Summary Judgment 106

   Exhibit A: Certificate of Need Application for the Addition of Linear Accelerator and CT Simulator 118

   Exhibit B: 2010-2011 South Carolina Health Plan 147

   Exhibit C: 2012-2013 South Carolina Health Plan 152
3. June 10, 2013 CRCC Memorandum in Opposition to Motion for Partial Summary Judgment 156
4. June 10, 2013 DHEC Memorandum in Opposition to Motion for Partial Summary Judgment 196
5. March 20, 2014 Motion to Alter or Amend and Memorandum in Support 247

III. **TRANSCRIPTS**

1. Hearing on September 12-13, 16-20, and 23-24 263

Opening Statements 268

Testimony of Robert Douglas White:

Direct Examination by Mr. Thomas 334

Cross Examination by Mr. Long.....435

VOLUME 2 OF 10

Redirect Examination by Mr. Thomas.....530

Testimony of Adam Rudd:

Direct Examination by Mr. Thomas 560

Cross Examination by Mr. Long.....599

Redirect Examination by Mr. Thomas.....659

Recross Examination by Mr. Long. 670

Redirect Examination by Mr. Thomas.....673

Testimony of Robert Grace:

Direct Examination by Mr. Thomas 675

Cross Examination by Mr. Long.....738

Redirect Examination by Mr. Thomas.....777

Testimony of William A. Collins, III, M.D.:

Direct Examination by Mr. Cartin 787

Cross Examination by Mr. Mullins.....824

Redirect Examination by Mr. Cartin.....862

Testimony of Daniel J. Sullivan:

Direct Examination by Mr. Thomas 871

VOLUME 3 OF 10

Cross Examination by Mr. Long.....1052

Redirect Examination by Mr. Thomas.....1159

Recross Examination by Mr. Long. 1192

Testimony of Beverly A. Brandt:

Direct Examination by Ms. Biggers.....1200

Cross Examination by Mr. Mullins.....1214

Cross Examination by Mr. Thomas. 1276

Recross Examination by Mr. Mullins.....1360

Testimony of Richard R. Lewis:

Direct Examination by Mr. Long.....1365

Cross Examination by Mr. Thomas 1458

VOLUME 4 OF 10

Redirect Examination by Mr. Long. 1615

Recross Examination by Mr. Thomas.....1625

Testimony of Patricia A. "Sissy" Price:

Direct Examination by Mr. Mullins.....1626

Cross Examination by Mr. Cartin 1683

Redirect Examination by Mr. Mullins. 1730

Testimony of Patrick Michael Francke, M.D.:

Direct Examination by Mr. Mullins.....1737

Cross Examination by Mr. Cartin 1790

Redirect Examination by Mr. Mullins. 1835

Testimony of Rosa L. Maynor:

Direct Examination by Mr. Long.....1838

Cross Examination by Mr. Thomas 1859

Redirect Examination by Mr. Long. 1893

Testimony of Samuel H. Tolbert:

Direct Examination by Mr. Long.....1899

VOLUME 5 OF 10

Cross Examination by Mr. Thomas.....2074

Redirect Examination by Mr. Long.....2305

Testimony of Daniel J. Sullivan:

Rebuttal Direct Examination by Mr. Thomas.....2326

Rebuttal Cross Examination by Mr. Long.....2401

Rebuttal Redirect Examination by Mr. Thomas.....2460

Rebuttal Recross Examination by Mr. Long.....2476

Closing Statements.....2477

VOLUME 6 OF 10

IV. OTHER MATERIALS AND DOCUMENTS

1. Joint Exhibit #1: Certificate of Need Application for the Purchase and Installation of an Additional Linear Accelerator in a New Office of an Existing Provider ... .2628

VOLUME 7-8 OF 10

2. Joint Exhibit #2: GSRMC Certifiate of Need Application for the Additional of a Linear Accelerator and CT Simulator.....3304

VOLUME 9 OF 10

3. Joint Exhibit #4: 2010-2011 South Carolina Health Plan.....4376

4. Joint Exhibit #5: 2012-2013 South Carolina Health Plan.....4399

5. Joint Exhibit #9: 2012 JAR of Carolina Regional Cancer Center.....4430

6. Joint Exhibit #10: 2011 JAR of Georgetown Memorial Hospital.....4435

7. Joint Exhibit #11: 2012 JAR of Georgetown Memorial Hospital.....4438

8. GSRMC Exhibit #28: DHEC letter to P.Price (Sept. 26, 2011).....4441

9. GSRMC Exhibit #37: CRCC Treatments 2009-2011.....4448

10. GSRMC Exhibit #39: Estimated Treatments from AUC Referrals as % of CRCC and Service Area Totals, 2012 & 2017 4450

11. GSRMC Exhibit #40: Estimated Treatments from AUC Referrals & Other Providers 4451

12. GSRMC Exhibit #41: Revised Tolbert Version 2.0 Adverse Impact Analysis Based on No AUC Referrals to Grand Strand 4452

13. GSRMC Exhibit #45: 2010-2012 Consults from AUC 4455

14. GSRMC Exhibit #46: Email from S.Tolbert (Oct. 1, 2010) 4456

15. GSRMC Exhibit #48: Email from N.Travis regarding CRCC CON for Conway (Feb. 16, 2011) 4461

16. GSRMC Exhibit #52: 2010-2012 CRCC P&L Reports 4464

17. GSRMC Exhibit #54: Email from S.Tolbert regarding North Strand Oncology (Nov. 12, 2010) 4479

18. GSRMC Exhibit #56: 2009 Consult Data 4483

19. GSRMC Exhibit #74: Email from M.Bianchi forwarding SC Revised State Plan for Linacs (Oct. 1, 2012) 4484

20. GSRMC Exhibit #81: Email from S.Tolbert regarding CRCC (Feb. 17, 2011) 4488

21. CRCC Exhibit #2: Existing Providers, Proposed and Approved Locations Map 4490

22. CRCC Exhibit #3: Grand Strand Inpatient Discharges by Zip Code (2012) Map 4491

23. CRCC Exhibit #4: Grand Strand Projected Radiation Therapy Patients by Zip Code (2015) Map 4492

24. CRCC Exhibit #5: CRCC Patient Origin by Zip Code (2012) Map 4494

25. CRCC Exhibit #10: Analysis of Adverse Impact if Both Applications are Approved Based on Redirection in Change in Physician Referral 4495

26. CRCC Exhibit #11: Direction of Physician Referrals 4496

VOLUME 10 OF 10

27. CRCC Exhibit #12: Analysis of Adverse Impact on Existing Providers if Both Applications are Approved – Based on Change in Market Share 4554

28. CRCC Exhibit #22: CRCC – Total Treatments by CPT and Linear Accelerator 4560

29. CRCC Exhibit #23: Grand Strand Inpatient Referrals 2010.....4561

30. CRCC Exhibit #25: 2010-2012 Physician Referrals 4564

31. CRCC Exhibit #27: Email from N.Travis regarding Introduction/Time to Meet (Sept. 29, 2010).....4613

32. CRCC Exhibit #39: Draft Actual New Cancer Cases in Region (Aug. 6, 2013) 4617

33. CRCC Exhibit #70: GSRMC Request for Capital for Routine Capital Items (2007).....4620

34. CRCC Exhibit #78: GSRMC Transportation for Radiation Service Policy (Oct. 13, 2000) 4636

35. CRCC Exhibit #79: GSRMC HCA 2012 Business Plan 4638

36. CRCC Exhibit #82: Email from J.Thomas regarding linear accelerator (Nov. 10, 2010) 4648

37. CRCC Exhibit #90: Email from D.White regarding Liner Accelerator/CT Simulator-Need to talk to Dr. Hold (Jan. 21, 2011).....4649

38. CRCC Exhibit #93: Email from D.White forwarding CRCC Myrtle Beach office information (Mar. 10, 2011) 4651

39. CRCC Exhibit #94: Email from D.White forwarding CCC Myrtle Beach office location (Mar. 10, 2011) 4656

40. CRCC Exhibit #95: Email from D.White regarding CCC Myrtle Beach office location (Mar. 11, 2011) 4658

41. CRCC Exhibit #97: GSRMC Eastern Group Visit (Mar. 16, 2011).....4660

42. CRCC Exhibit #110: Email from D.White regarding Grand Strand Freestanding Oncology – CON Budget (May 19, 2011).....4741

43. CRCC Exhibit #119: Email from W.Earnest regarding linear accelerator estimates (June 17, 2011).....4743

44. CRCC Exhibit #120: Email from D.Was regarding Lin Acc Follow-up Items After Call with Mike, Jerry, Jaime, Rodney on 6/16/11 (June 17, 2011).....4744

45. CRCC Exhibit #139: CRCC Treatment Units 2012 and 2013 4746

Certificate of Need Application for the Purchase and Installation of an Additional Linear Accelerator in a New Office of an Existing Provider

(Volume 2 of 2)

Carolina Regional Cancer Center, LLC
4708 Oleander Drive
Myrtle Beach, SC 29577

Exhibits:

1. Demographics by Zip Code
2. Letters of Support from the Medical Community
3. Letters of Support from the Community

RECEIVED
MAR 10 2011

STRATEGICDIRECTIONS
P: 864.992.0084

EXHIBIT 1

Demographics by Zip Code

Area Map

Prepared For: 29056-Greeleyville, WC

Order #: 969406285
Site: 01

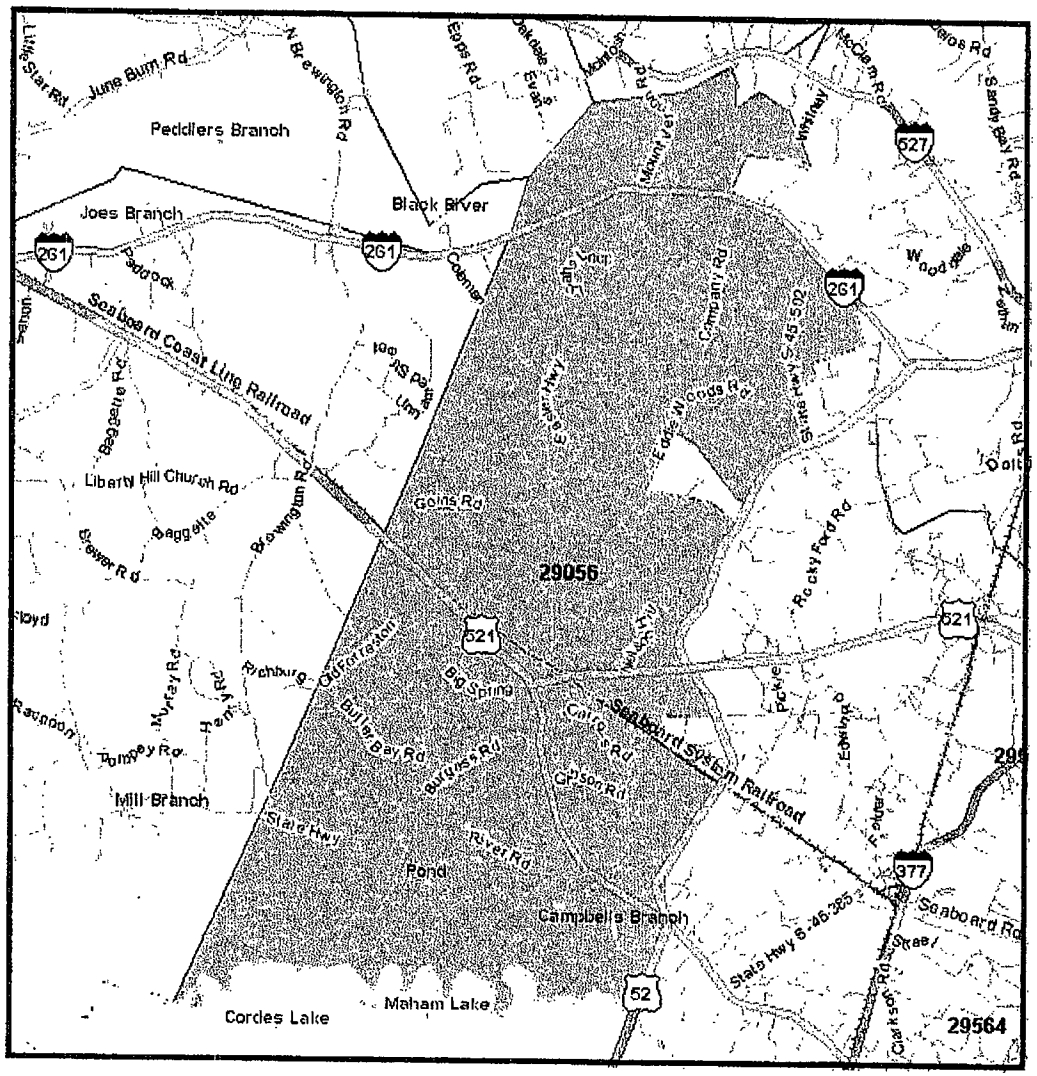

Zip Code
See Appendix for Geographies

- Interstate Highways
- US Highways
- State Highways
- Major Highways
- Major Roads
- Roads
- Railroads
- Landmarks
- Parks
- Hydrography
- Airports
- Zip Code
- State
- Ocean

0 miles 1.8 3.6

N W E S

© 2011 The Nielsen Company. All rights reserve

Appendix: Area Listing

Area Name:

Type: List - Area ZIP Codes

Geography Code	Geography Name	Geography Code	Geography Name
29056	Greeleyville		

R003004

0376

© 2011 The Nielsen Company. All rights reserve

Pop-Facts: Demographic Quick Facts 2010 Report

29056-Greeleyville, WC

ZIP, (see appendix for geographies), aggregate

Description	Total ZIP	%
Population		
2015 Projection	2,161	
2010 Estimate	2,266	
2000 Census	2,523	
1990 Census	2,653	
Growth 1990 - 2000	-4.90%	
Households		
2015 Projection	850	
2010 Estimate	877	
2000 Census	952	
1990 Census	864	
Growth 1990 - 2000	10.19%	
2010 Est. Population by Single Classification Race	2,266	
White Alone	518	22.86
Black or African American Alone	1,719	75.86
American Indian and Alaska Native Alone	1	0.04
Asian Alone	3	0.13
Native Hawaiian and Other Pacific Islander Alone	0	0.00
Some Other Race Alone	9	0.40
Two or More Races	16	0.71
2010 Est. Population Hispanic or Latino	2,266	
Hispanic or Latino	45	1.99
Not Hispanic or Latino	2,221	98.01
2010 Tenure of Occupied Housing Units	877	
Owner Occupied	536	61.12
Renter Occupied	341	38.88
2010 Average Household Size	2.47	

0377

© 2011 The Nielsen Company. All rights reserved.

Pop-Facts: Demographic Quick Facts 2010 Report

29056-Greeleyville, WC

ZIP, (see appendix for geographies), aggregate

Description	Total ZIP	%
2010 Est. Households by Household Income	877	
Income Less than $15,000	253	28.85
Income $15,000 - $24,999	131	14.94
Income $25,000 - $34,999	115	13.11
Income $35,000 - $49,999	134	15.28
Income $50,000 - $74,999	124	14.14
Income $75,000 - $99,999	55	6.27
Income $100,000 - $124,999	10	1.14
Income $125,000 - $149,999	4	0.46
Income $150,000 - $199,999	24	2.74
Income $200,000 - $499,999	25	2.85
Income $500,000 and over	2	0.23
2010 Est. Average Household Income	$45,861	
2010 Est. Median Household Income	$29,741	
2010 Est. Per Capita Income	$18,350	
2010 Median HH Inc by Single Race Class or Ethn		
White Alone	46,111	
Black or African American Alone	26,702	
American Indian and Alaska Native Alone	0	
Asian Alone	0	
Native Hawaiian and Other Pacific Islander Alone	0	
Some Other Race Alone	30,000	
Two or More Races	18,333	
Hispanic or Latino	35,208	
Not Hispanic or Latino	29,649	

0378

© 2011 The Nielsen Company. All rights reserved.

Pop-Facts: Demographic Quick Facts 2010 Report

29056-Greeleyville, WC

Appendix: Area Listing

Area Name:

Type: List - Area ZIP Codes Reporting Detail: Aggregate Reporting Level: Area ZIP Codes

Geography Code	Geography Name	Geography Code	Geography Name
29056	Greeleyville		

Project Information:

Site: 1

Order Number: 969406285

0379

© 2011 The Nielsen Company. All rights reserved.

Prepared For: 29440-Georgetown

Area Map

Order #: 969406239
Site: 01

R003008

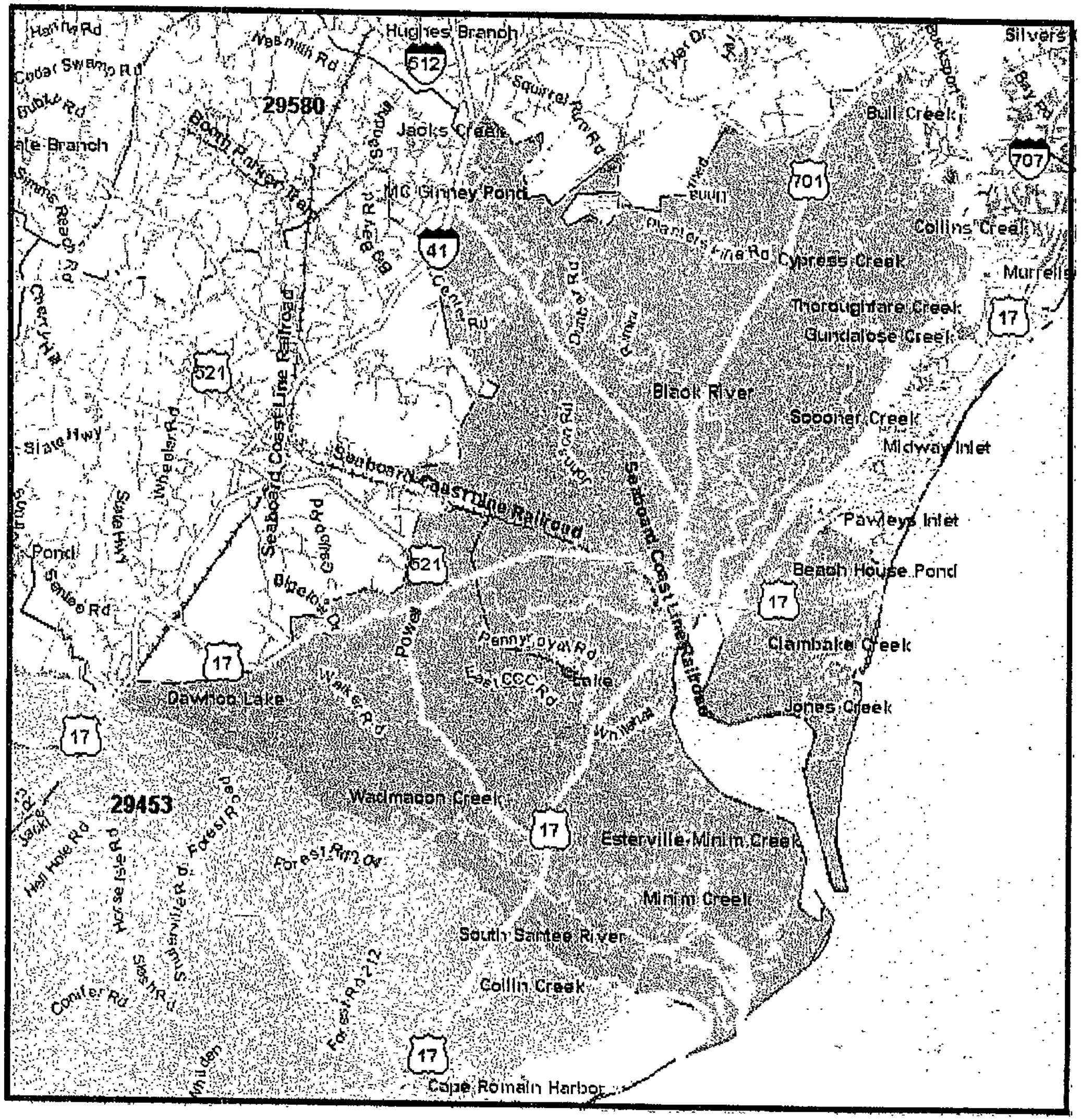

Zip Code
See Appendix for Geographies

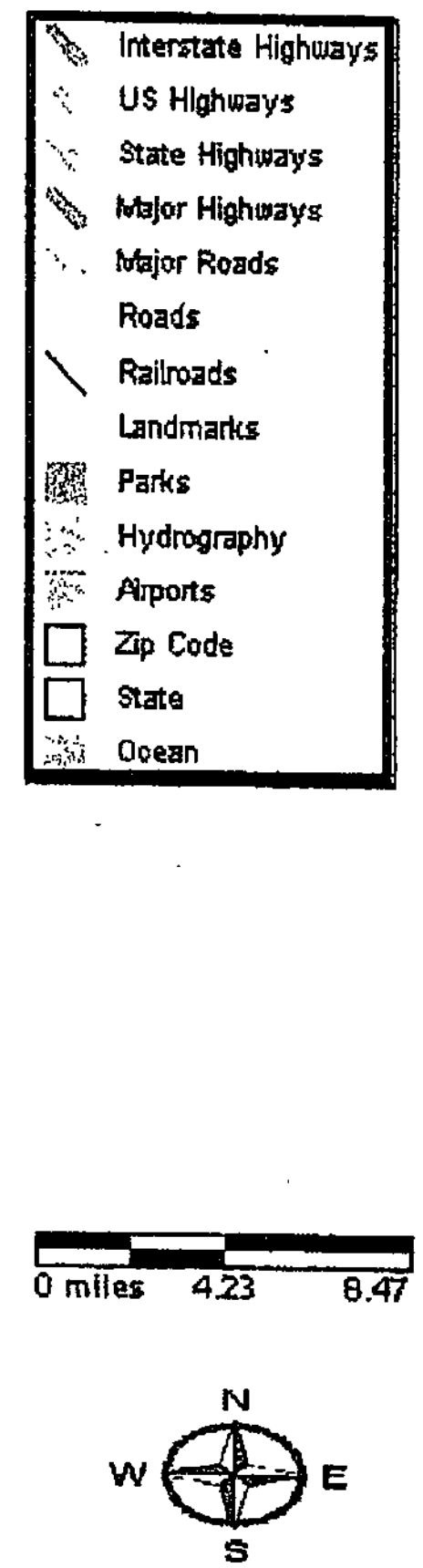

0380

© 2011 The Nielsen Company. All rights reserve

Prepared For: 29440-Georgetown

Order #: 969406239
Site: 01

Appendix: Area Listing

Area Name:

Type: List - Area ZIP Codes

Geography Code	Geography Name	Geography Code	Geography Name
29440	Georgetown		

R003009

0381

© 2011 The Nielsen Company. All rights reserve

Pop-Facts: Demographic Quick Facts 2010 Report

29440-Georgetown

ZIP, (see appendix for geographies), aggregate

Description	Total ZIP	%
Population		
2015 Projection	30,003	
2010 Estimate	29,708	
2000 Census	29,190	
1990 Census	27,092	
Growth 1990 - 2000	7.74%	
Households		
2015 Projection	11,685	
2010 Estimate	11,360	
2000 Census	10,601	
1990 Census	9,140	
Growth 1990 - 2000	15.98%	
2010 Est. Population by Single Classification Race	29,708	
White Alone	14,623	49.22
Black or African American Alone	13,909	46.82
American Indian and Alaska Native Alone	38	0.13
Asian Alone	174	0.59
Native Hawaiian and Other Pacific Islander Alone	5	0.02
Some Other Race Alone	736	2.48
Two or More Races	223	0.75
2010 Est. Population Hispanic or Latino	29,708	
Hispanic or Latino	1,359	4.57
Not Hispanic or Latino	28,349	95.43
2010 Tenure of Occupied Housing Units	11,360	
Owner Occupied	7,602	66.92
Renter Occupied	3,758	33.08
2010 Average Household Size	2.57	

© 2011 The Nielsen Company All rights reserved.

Pop-Facts: Demographic Quick Facts 2010 Report

29440-Georgetown

ZIP, (see appendix for geographies), aggregate

Description	Total ZIP	%
2010 Est. Households by Household Income	11,360	
Income Less than $15,000	1,869	16.45
Income $15,000 - $24,999	1,646	14.49
Income $25,000 - $34,999	1,360	11.97
Income $35,000 - $49,999	1,866	16.43
Income $50,000 - $74,999	2,221	19.55
Income $75,000 - $99,999	1,084	9.54
Income $100,000 - $124,999	547	4.82
Income $125,000 - $149,999	264	2.32
Income $150,000 - $199,999	215	1.89
Income $200,000 - $499,999	230	2.02
Income $500,000 and over	58	0.51
2010 Est. Average Household Income	$55,721	
2010 Est. Median Household Income	$41,472	
2010 Est. Per Capita Income	$21,430	
2010 Median HH Inc by Single Race Class or Ethn		
White Alone	50,236	
Black or African American Alone	31,413	
American Indian and Alaska Native Alone	65,000	
Asian Alone	47,188	
Native Hawaiian and Other Pacific Islander Alone	10,000	
Some Other Race Alone	43,400	
Two or More Races	56,618	
Hispanic or Latino	47,455	
Not Hispanic or Latino	41,287	

© 2011 The Nielsen Company. All rights reserved.

Pop-Facts: Demographic Quick Facts 2010 Report

29440-Georgetown

Appendix: Area Listing

Area Name:

Type: List - Area ZIP Codes Reporting Detail: Aggregate Reporting Level: Area ZIP Codes

Geography Code	Geography Name	Geography Code	Geography Name
29440	Georgetown		

Project Information:

Site: 1

Order Number: 969406239

© 2011 The Nielsen Company All rights reserved.

Area Map

Prepared For: 29510-Andrews

Order #: 969406236
Site: 01



Zip Code
See Appendix for Geographies

- Interstate Highways
- US Highways
- State Highways
- Major Highways
- Major Roads
- Roads
- Railroads
- Landmarks
- Parks
- Hydrography
- Airports
- Zip Code
- State
- Ocean

0 miles 2.71 5.42

N W E S

R003013

0385

© 2011 The Nielsen Company. All rights reserve

Appendix: Area Listing

Area Name:

Type: List - Area ZIP Codes

Geography Code	Geography Name	Geography Code	Geography Name
29510	Andrews		

R003014

0386

© 2011 The Nielsen Company. All rights reserve

Pop-Facts: Demographic Quick Facts 2010 Report

29510-Andrews

ZIP, (see appendix for geographies), aggregate

Description	Total ZIP	%
Population		
2015 Projection	10,616	
2010 Estimate	10,735	
2000 Census	11,139	
1990 Census	10,416	
Growth 1990 - 2000	6.94%	
Households		
2015 Projection	4,141	
2010 Estimate	4,107	
2000 Census	4,056	
1990 Census	3,358	
Growth 1990 - 2000	20.79%	
2010 Est. Population by Single Classification Race	10,735	
White Alone	5,698	53.08
Black or African American Alone	4,791	44.63
American Indian and Alaska Native Alone	20	0.19
Asian Alone	25	0.23
Native Hawaiian and Other Pacific Islander Alone	0	0.00
Some Other Race Alone	110	1.02
Two or More Races	91	0.85
2010 Est. Population Hispanic or Latino	10,735	
Hispanic or Latino	335	3.12
Not Hispanic or Latino	10,400	96.88
2010 Tenure of Occupied Housing Units	4,107	
Owner Occupied	2,768	67.40
Renter Occupied	1,339	32.60
2010 Average Household Size	2.58	

© 2011 The Nielsen Company. All rights reserved.

Pop-Facts: Demographic Quick Facts 2010 Report

29510-Andrews

ZIP, (see appendix for geographies), aggregate

Description	Total ZIP	%
2010 Est. Households by Household Income	4,107	
Income Less than $15,000	1,151	28.03
Income $15,000 - $24,999	705	17.17
Income $25,000 - $34,999	588	14.32
Income $35,000 - $49,999	548	13.34
Income $50,000 - $74,999	614	14.95
Income $75,000 - $99,999	291	7.09
Income $100,000 - $124,999	125	3.04
Income $125,000 - $149,999	37	0.90
Income $150,000 - $199,999	31	0.75
Income $200,000 - $499,999	15	0.37
Income $500,000 and over	2	0.05
2010 Est. Average Household Income	$38,127	
2010 Est. Median Household Income	$28,362	
2010 Est. Per Capita Income	$15,011	
2010 Median HH Inc by Single Race Class or Ethn		
White Alone	38,067	
Black or African American Alone	19,625	
American Indian and Alaska Native Alone	19,000	
Asian Alone	47,000	
Native Hawaiian and Other Pacific Islander Alone	0	
Some Other Race Alone	39,000	
Two or More Races	11,912	
Hispanic or Latino	31,667	
Not Hispanic or Latino	28,131	

© 2011 The Nielsen Company. All rights reserved.

Pop-Facts: Demographic Quick Facts 2010 Report

29510-Andrews

Appendix: Area Listing

Area Name:

Type: List - Area ZIP Codes Reporting Detail: Aggregate Reporting Level: Area ZIP Codes

Geography Code	Geography Name	Geography Code	Geography Name
29510	Andrews		

Project Information:

Site: 1

Order Number: 969406236

© 2011 The Nielsen Company. All rights reserved.

Area Map

Prepared For: 29511-Aynor

Order #: 969406241
Site: 01

Zip Code
See Appendix for Geographies

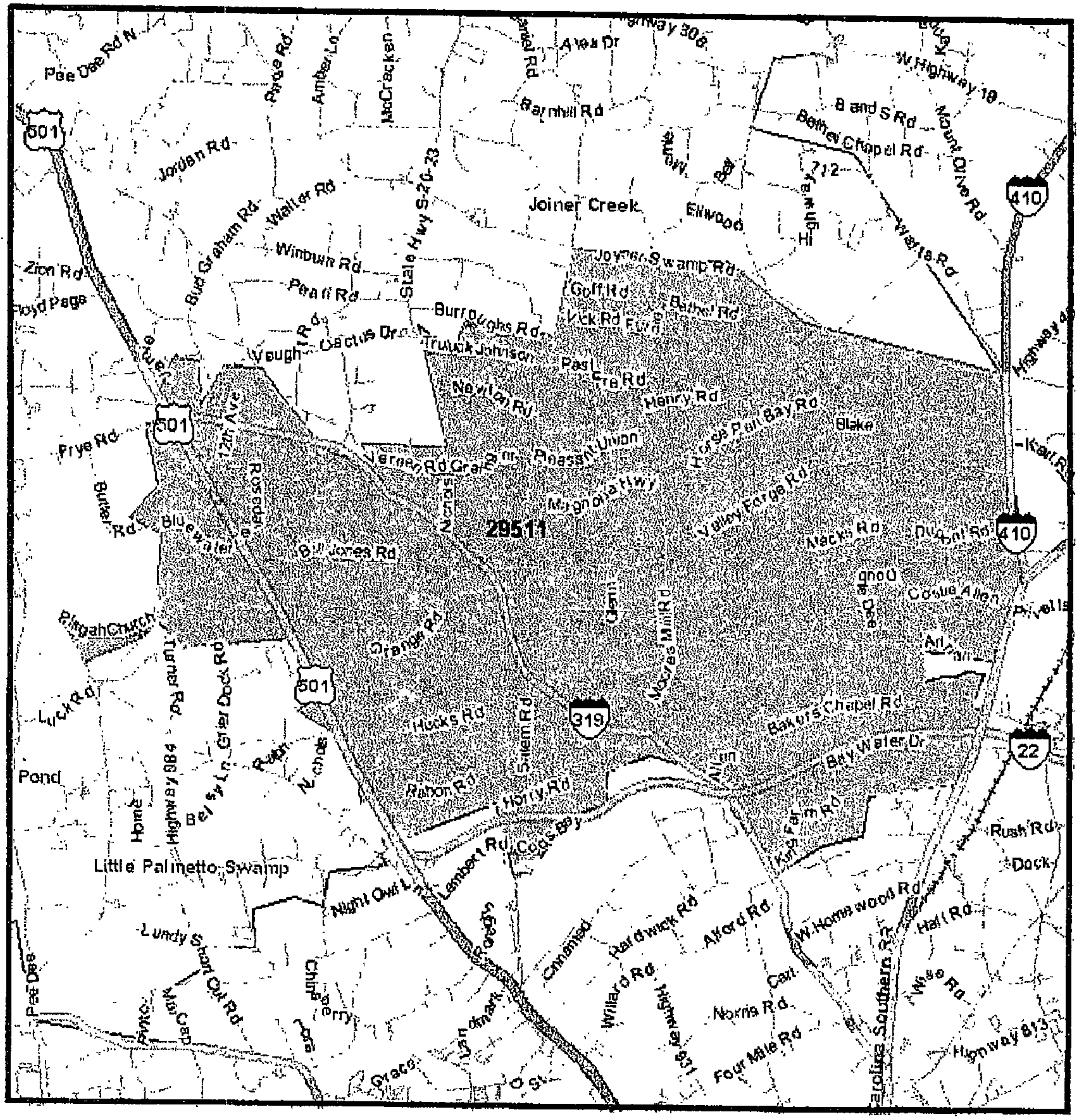

Interstate Highways	
US Highways	
State Highways	
Major Highways	
Major Roads	
Roads	
Railroads	
Landmarks	
Parks	
Hydrography	
Airports	
Zip Code	
State	
Ocean	

0 miles 1.35 2.71

N W E S

R003018

0390

© 2011 The Nielsen Company. All rights reserve

Area Map

Prepared For: **29511-Aynor**

Order #: 969406241
Site: 01

Appendix: Area Listing

Area Name:

Type: List - Area ZIP Codes

Geography Code	Geography Name	Geography Code	Geography Name
29511	Aynor		

R003019

0391

© 2011 The Nielsen Company. All rights reserve

Pop-Facts: Demographic Quick Facts 2010 Report

29511-Aynor

ZIP, (see appendix for geographies), aggregate

Description	Total ZIP	%
Population		
2015 Projection	6,024	
2010 Estimate	5,462	
2000 Census	4,732	
1990 Census	3,650	
Growth 1990 - 2000	29.64%	
Households		
2015 Projection	2,395	
2010 Estimate	2,135	
2000 Census	1,767	
1990 Census	1,286	
Growth 1990 - 2000	37.40%	
2010 Est. Population by Single Classification Race	5,462	
White Alone	4,695	85.96
Black or African American Alone	645	11.81
American Indian and Alaska Native Alone	20	0.37
Asian Alone	8	0.15
Native Hawaiian and Other Pacific Islander Alone	0	0.00
Some Other Race Alone	53	0.97
Two or More Races	41	0.75
2010 Est. Population Hispanic or Latino	5,462	
Hispanic or Latino	171	3.13
Not Hispanic or Latino	5,291	96.87
2010 Tenure of Occupied Housing Units	2,135	
Owner Occupied	1,674	78.41
Renter Occupied	461	21.59
2010 Average Household Size	2.52	

© 2011 The Nielsen Company. All rights reserved.

Pop-Facts: Demographic Quick Facts 2010 Report

29511-Aynor

ZIP, (see appendix for geographies), aggregate

Description	Total ZIP	%
2010 Est. Households by Household Income	2,135	
Income Less than $15,000	338	15.83
Income $15,000 - $24,999	291	13.63
Income $25,000 - $34,999	308	14.43
Income $35,000 - $49,999	316	14.80
Income $50,000 - $74,999	441	20.66
Income $75,000 - $99,999	207	9.70
Income $100,000 - $124,999	116	5.43
Income $125,000 - $149,999	51	2.39
Income $150,000 - $199,999	36	1.69
Income $200,000 - $499,999	26	1.22
Income $500,000 and over	5	0.23
2010 Est. Average Household Income	$52,775	
2010 Est. Median Household Income	$41,199	
0 Est. Per Capita Income	$20,748	
2010 Median HH Inc by Single Race Class or Ethn		
White Alone	43,828	
Black or African American Alone	28,036	
American Indian and Alaska Native Alone	37,500	
Asian Alone	200,000	
Native Hawaiian and Other Pacific Islander Alone	0	
Some Other Race Alone	42,500	
Two or More Races	23,750	
Hispanic or Latino	45,833	
Not Hispanic or Latino	41,068	

© 2011 The Nielsen Company. All rights reserved.

Pop-Facts: Demographic Quick Facts 2010 Report

29511-Aynor

Appendix: Area Listing

Area Name:

Type: List - Area ZIP Codes Reporting Detail: Aggregate Reporting Level: Area ZIP Codes

Geography Code	Geography Name	Geography Code	Geography Name
29511	Aynor		

Project Information:

Site: 1

Order Number: 969406241

© 2011 The Nielsen Company. All rights reserved.

Area Map

Prepared For: 29518-Cades, WC

Order #: 969406289
Site: 01

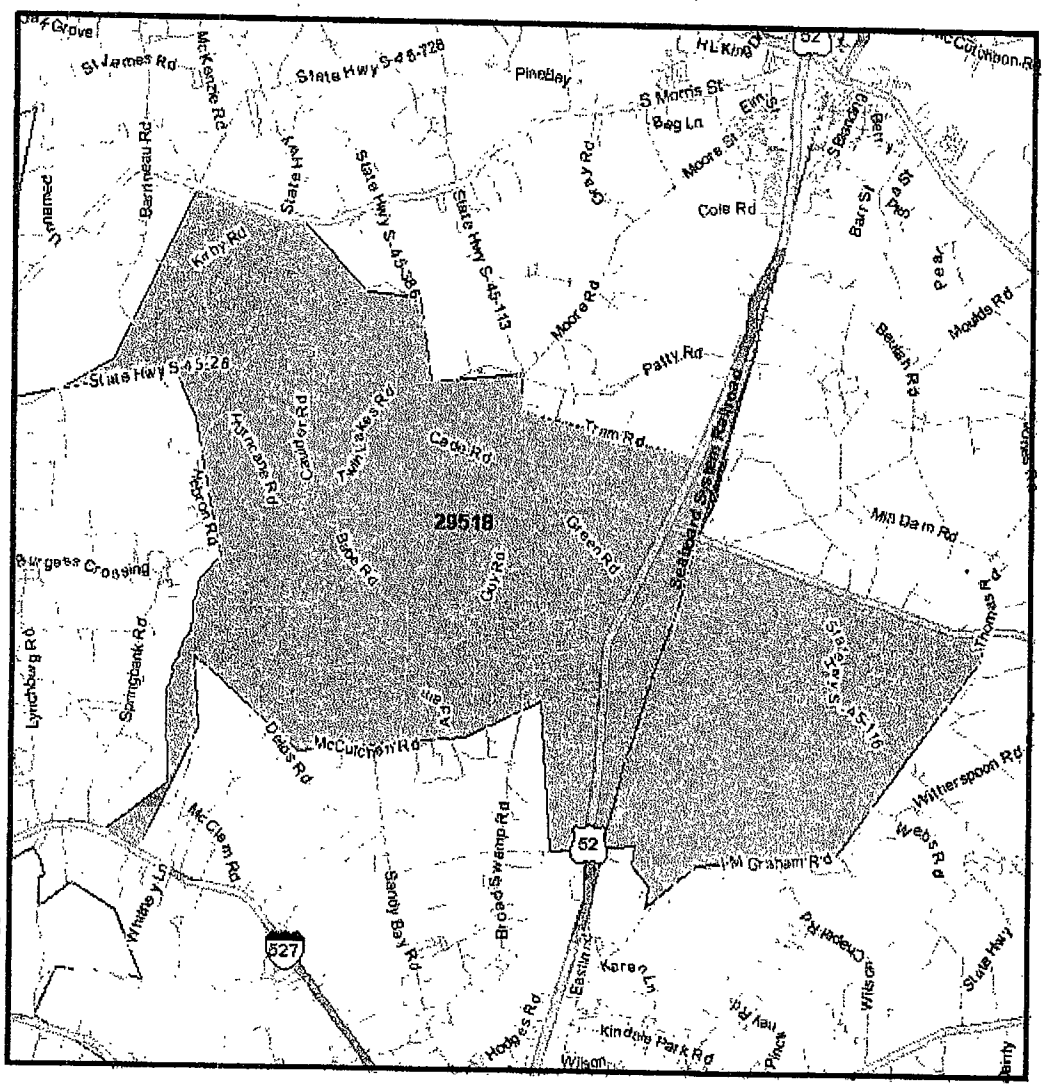

Zip Code
See Appendix for Geographies

- Interstate Highways
- US Highways
- State Highways
- Major Highways
- Major Roads
- Roads
- Railroads
- Landmarks
- Parks
- Hydrography
- Airports
- Zip Code
- State
- Ocean

0 miles 1.32 2.63

N W E S

© 2011 The Nielsen Company. All rights reserve

Prepared For: 29518-Cades, WC

Order #: 969406289
Site: 01

Appendix: Area Listing

Area Name:

Type: List - Area ZIP Codes

Geography Code	Geography Name	Geography Code	Geography Name
29518	Cades		

R003024

0396

© 2011 The Nielsen Company. All rights reserve

Pop-Facts: Demographic Quick Facts 2010 Report

29518-Cades, WC

ZIP, (see appendix for geographies), aggregate

Description	Total ZIP	%
Population		
2015 Projection	1,509	
2010 Estimate	1,547	
2000 Census	1,457	
1990 Census	1,534	
Growth 1990 - 2000	-5.02%	
Households		
2015 Projection	455	
2010 Estimate	473	
2000 Census	524	
1990 Census	491	
Growth 1990 - 2000	6.72%	
2010 Est. Population by Single Classification Race	1,547	
White Alone	804	51.97
Black or African American Alone	726	46.93
American Indian and Alaska Native Alone	8	0.52
Asian Alone	0	0.00
Native Hawaiian and Other Pacific Islander Alone	0	0.00
Some Other Race Alone	5	0.32
Two or More Races	4	0.26
2010 Est. Population Hispanic or Latino	1,547	
Hispanic or Latino	28	1.81
Not Hispanic or Latino	1,519	98.19
2010 Tenure of Occupied Housing Units	473	
Owner Occupied	294	62.16
Renter Occupied	179	37.84
2010 Average Household Size	2.53	

© 2011 The Nielsen Company. All rights reserved.

Pop-Facts: Demographic Quick Facts 2010 Report

29518-Cades, WC

ZIP, (see appendix for geographies), aggregate

Description	Total ZIP	%
2010 Est. Households by Household Income	473	
Income Less than $15,000	134	28.33
Income $15,000 - $24,999	61	12.90
Income $25,000 - $34,999	57	12.05
Income $35,000 - $49,999	69	14.59
Income $50,000 - $74,999	80	16.91
Income $75,000 - $99,999	41	8.67
Income $100,000 - $124,999	24	5.07
Income $125,000 - $149,999	2	0.42
Income $150,000 - $199,999	4	0.85
Income $200,000 - $499,999	1	0.21
Income $500,000 and over	0	0.00
2010 Est. Average Household Income	$40,840	
2010 Est. Median Household Income	$32,241	
2010 Est. Per Capita Income	$13,155	
2010 Median HH Inc by Single Race Class or Ethn		
White Alone	39,531	
Black or African American Alone	24,500	
American Indian and Alaska Native Alone	15,000	
Asian Alone	0	
Native Hawaiian and Other Pacific Islander Alone	0	
Some Other Race Alone	30,000	
Two or More Races	31,250	
Hispanic or Latino	35,833	
Not Hispanic or Latino	32,143	

© 2011 The Nielsen Company. All rights reserved.

Pop-Facts: Demographic Quick Facts 2010 Report

29518-Cades, WC

Appendix: Area Listing

Area Name:

Type: List - Area ZIP Codes Reporting Detail: Aggregate Reporting Level: Area ZIP Codes

Geography Code	Geography Name	Geography Code	Geography Name
29518	Cades		

Project Information:

Site: 1

Order Number: 969406289

© 2011 The Nielsen Company All rights reserved.

Prepared For: 29526-Conway

Area Map

Order #: 969406247
Site: 01

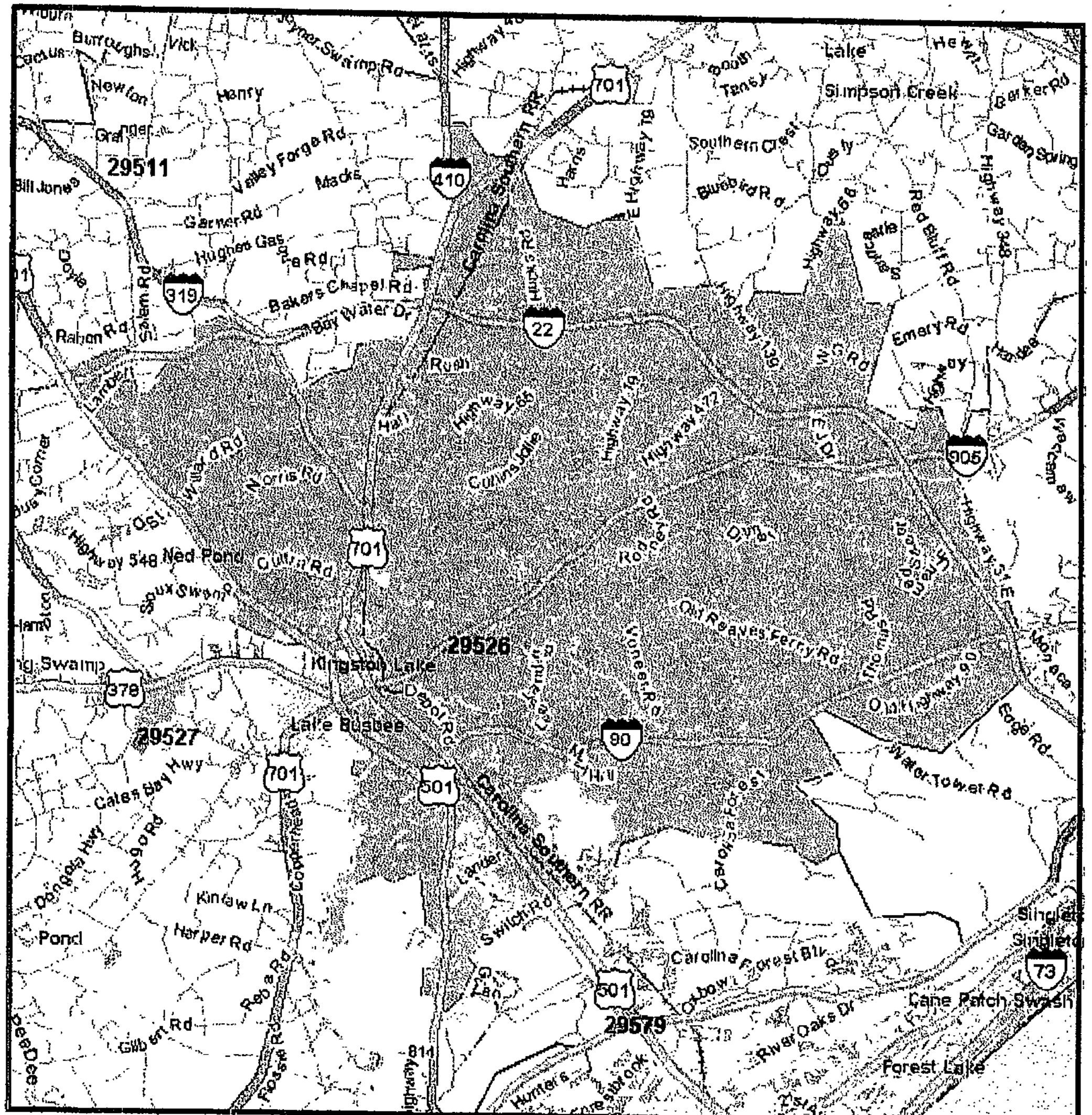

Zip Code
See Appendix for Geographies

- Interstate Highways
- US Highways
- State Highways
- Major Highways
- Major Roads
- Roads
- Railroads
- Landmarks
- Parks
- Hydrography
- Airports
- Zip Code
- State
- Ocean

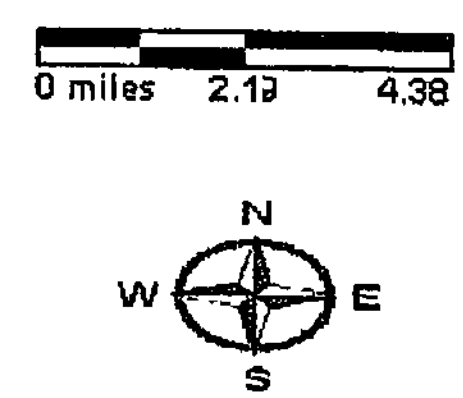

R003028

0400

© 2011 The Nielsen Company. All rights reserve

Area Map

Prepared For: 29526-Conway

Order #: 969406247
Site: 01

Appendix: Area Listing

Area Name:

Type: List - Area ZIP Codes

Geography Code	Geography Name	Geography Code	Geography Name
29526	Conway		

R003029

0401

© 2011 The Nielsen Company. All rights reserve

Pop-Facts: Demographic Quick Facts 2010 Report

29526-Conway

ZIP, (see appendix for geographies), aggregate

Description	Total ZIP	%
Population		
2015 Projection	43,151	
2010 Estimate	38,227	
2000 Census	29,252	
1990 Census	19,715	
Growth 1990 - 2000	48.37%	
Households		
2015 Projection	17,260	
2010 Estimate	15,050	
2000 Census	10,974	
1990 Census	7,344	
Growth 1990 - 2000	49.43%	
2010 Est. Population by Single Classification Race	38,227	
White Alone	29,295	76.63
Black or African American Alone	6,965	18.22
American Indian and Alaska Native Alone	189	0.49
Asian Alone	340	0.89
Native Hawaiian and Other Pacific Islander Alone	20	0.05
Some Other Race Alone	856	2.24
Two or More Races	562	1.47
2010 Est. Population Hispanic or Latino	38,227	
Hispanic or Latino	1,933	5.06
Not Hispanic or Latino	36,294	94.94
2010 Tenure of Occupied Housing Units	15,050	
Owner Occupied	11,229	74.61
Renter Occupied	3,821	25.39
2010 Average Household Size	2.46	

© 2011 The Nielsen Company. All rights reserved.

Pop-Facts: Demographic Quick Facts 2010 Report

29526-Conway

ZIP, (see appendix for geographies), aggregate

Description	Total ZIP	%
2010 Est. Households by Household Income	15,050	
Income Less than $15,000	2,001	13.30
Income $15,000 - $24,999	1,778	11.81
Income $25,000 - $34,999	2,295	15.25
Income $35,000 - $49,999	2,418	16.07
Income $50,000 - $74,999	3,130	20.80
Income $75,000 - $99,999	1,635	10.86
Income $100,000 - $124,999	790	5.25
Income $125,000 - $149,999	395	2.62
Income $150,000 - $199,999	245	1.63
Income $200,000 - $499,999	270	1.79
Income $500,000 and over	93	0.62
2010 Est. Average Household Income	$58,146	
2010 Est. Median Household Income	$44,001	
2010 Est. Per Capita Income	$23,178	
2010 Median HH Inc by Single Race Class or Ethn		
White Alone	48,354	
Black or African American Alone	25,952	
American Indian and Alaska Native Alone	42,660	
Asian Alone	79,521	
Native Hawaiian and Other Pacific Islander Alone	30,000	
Some Other Race Alone	26,531	
Two or More Races	55,592	
Hispanic or Latino	32,778	
Not Hispanic or Latino	44,611	

© 2011 The Nielsen Company. All rights reserved.

Pop-Facts: Demographic Quick Facts 2010 Report

29526-Conway

Appendix: Area Listing

Area Name:

Type: List - Area ZIP Codes Reporting Detail: Aggregate Reporting Level: Area ZIP Codes

Geography Code	Geography Name	Geography Code	Geography Name
29526	Conway		

Project Information:

Site: 1

Order Number: 969406247

© 2011 The Nielsen Company. All rights reserved.

Area Map

Prepared For: 29527-Conway

Order #: 969406249
Site: 01

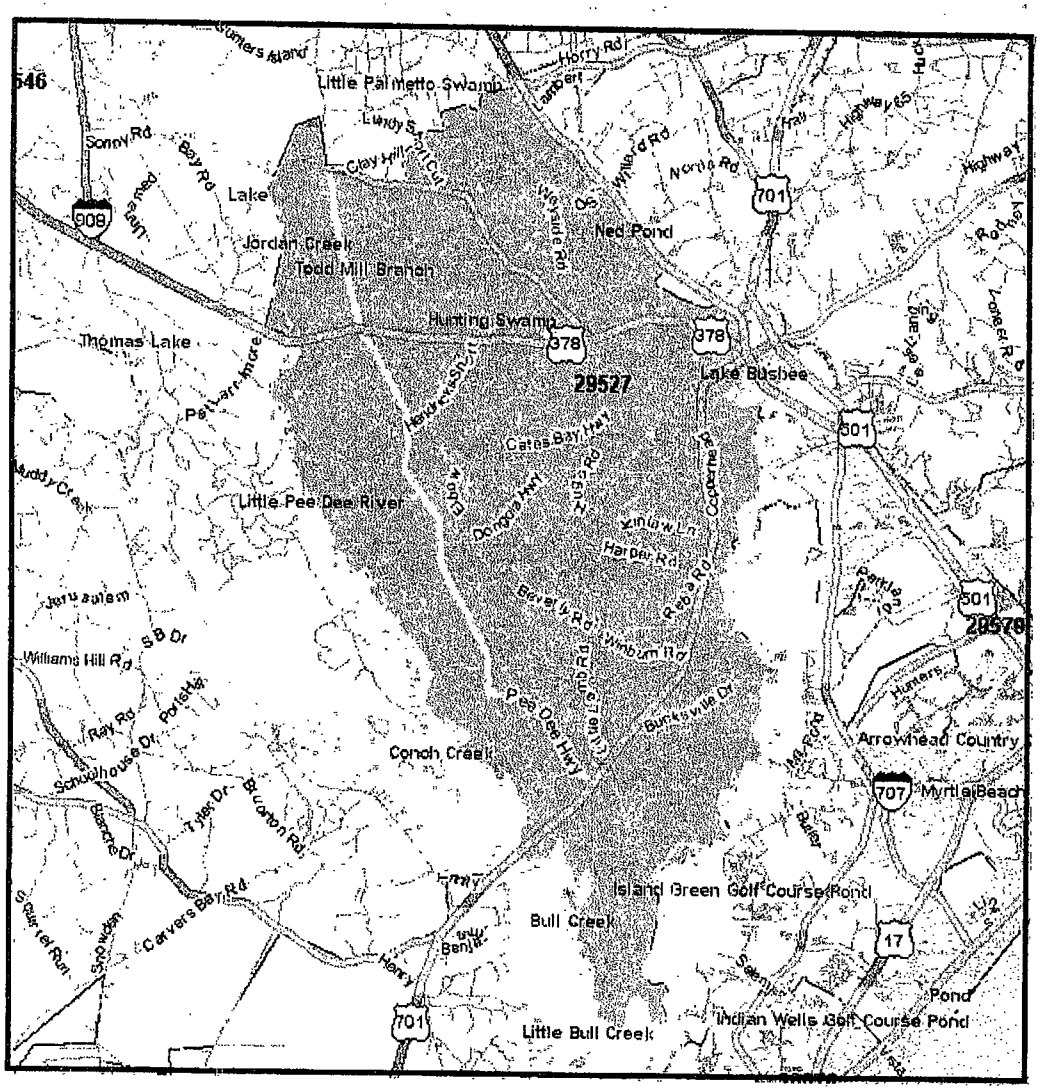

Zip Code
See Appendix for Geographies

- Interstate Highways
- US Highways
- State Highways
- Major Highways
- Major Roads
- Roads
- Railroads
- Landmarks
- Parks
- Hydrography
- Airports
- Zip Code
- State
- Ocean

0 miles 2.48 4.96

N W E S

R003033

0405

© 2011 The Nielsen Company. All rights reserve

Prepared For: 29527-Conway

Order #: 969406249
Site: 01

Appendix: Area Listing

Area Name:

Type: List - Area ZIP Codes

Geography Code	Geography Name	Geography Code	Geography Name
29527	Conway		

R003034

0406

© 2011 The Nielsen Company. All rights reserve

Pop-Facts: Demographic Quick Facts 2010 Report

29527-Conway

ZIP, (see appendix for geographies), aggregate

Description	Total ZIP	%
Population		
2015 Projection	25,062	
2010 Estimate	22,298	
2000 Census	18,034	
1990 Census	14,337	
Growth 1990 - 2000	25.79%	
Households		
2015 Projection	9,800	
2010 Estimate	8,558	
2000 Census	6,594	
1990 Census	4,955	
Growth 1990 - 2000	33.08%	
2010 Est. Population by Single Classification Race	22,298	
White Alone	14,230	63.82
Black or African American Alone	7,415	33.25
American Indian and Alaska Native Alone	133	0.60
Asian Alone	80	0.36
Native Hawaiian and Other Pacific Islander Alone	0	0.00
Some Other Race Alone	194	0.87
Two or More Races	246	1.10
2010 Est. Population Hispanic or Latino	22,298	
Hispanic or Latino	586	2.63
Not Hispanic or Latino	21,712	97.37
2010 Tenure of Occupied Housing Units	8,558	
Owner Occupied	6,218	72.66
Renter Occupied	2,340	27.34
2010 Average Household Size	2.55	

© 2011 The Nielsen Company. All rights reserved.

Pop-Facts: Demographic Quick Facts 2010 Report

29527-Conway

ZIP, (see appendix for geographies), aggregate

Description	Total ZIP	%
2010 Est. Households by Household Income	8,558	
Income Less than $15,000	1,446	16.90
Income $15,000 - $24,999	1,314	15.35
Income $25,000 - $34,999	1,149	13.43
Income $35,000 - $49,999	1,601	18.71
Income $50,000 - $74,999	1,618	18.91
Income $75,000 - $99,999	773	9.03
Income $100,000 - $124,999	385	4.50
Income $125,000 - $149,999	65	0.76
Income $150,000 - $199,999	119	1.39
Income $200,000 - $499,999	70	0.82
Income $500,000 and over	18	0.21
2010 Est. Average Household Income	$48,028	
2010 Est. Median Household Income	$38,469	
2010 Est. Per Capita Income	$18,719	
2010 Median HH Inc by Single Race Class or Ethn		
White Alone	43,764	
Black or African American Alone	25,970	
American Indian and Alaska Native Alone	24,000	
Asian Alone	45,000	
Native Hawaiian and Other Pacific Islander Alone	0	
Some Other Race Alone	32,778	
Two or More Races	32,625	
Hispanic or Latino	40,164	
Not Hispanic or Latino	38,405	

© 2011 The Nielsen Company. All rights reserved.

Pop-Facts: Demographic Quick Facts 2010 Report

29527-Conway

Appendix: Area Listing

Area Name:

Type: List - Area ZIP Codes Reporting Detail: Aggregate Reporting Level: Area ZIP Codes

Geography Code	Geography Name	Geography Code	Geography Name
29527	Conway		

Project Information:

Site: 1

Order Number: 969406249

© 2011 The Nielsen Company. All rights reserved.

Area Map

Prepared For: 29544 - Galivants Ferry, HC

Order #: 969465240
Site: 01

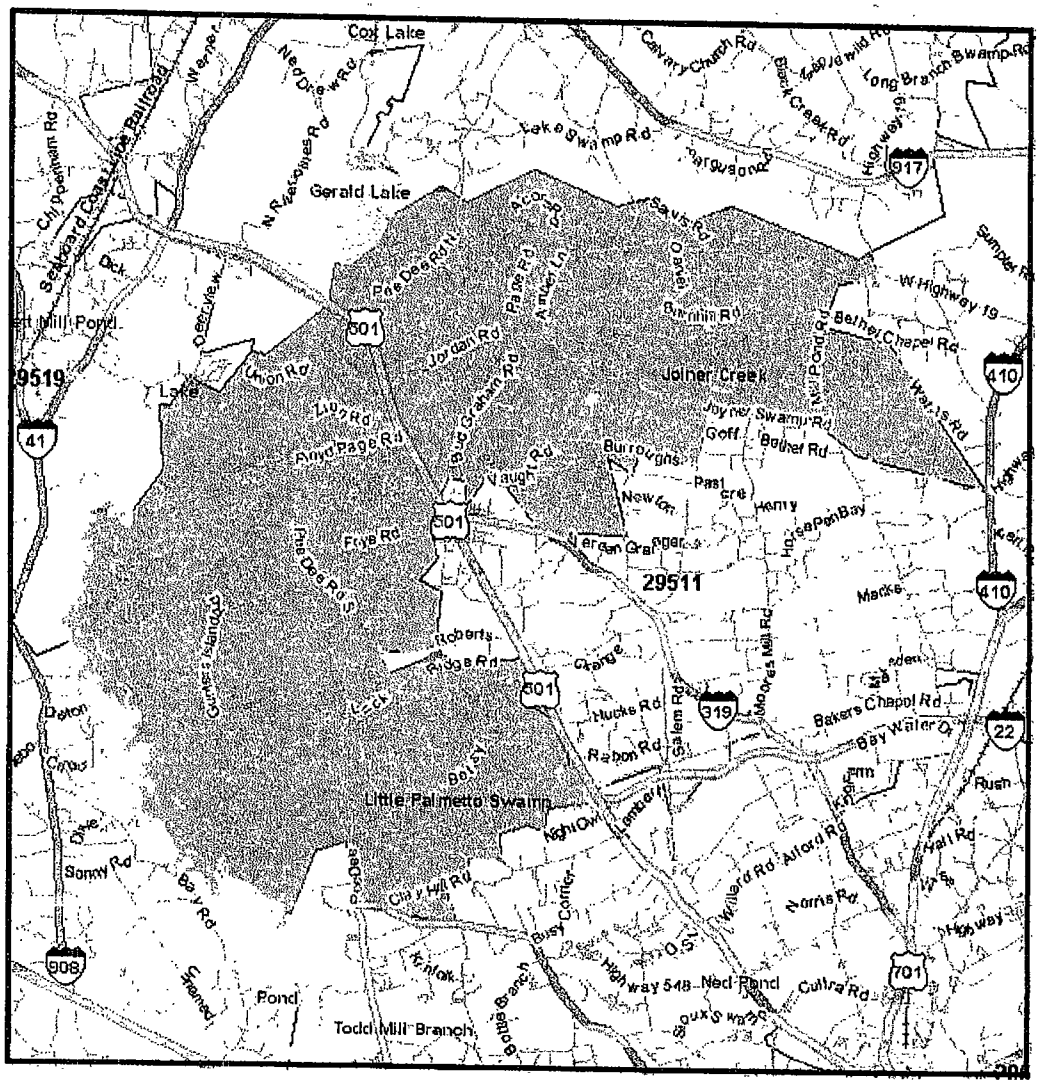

Zip Code
See Appendix for Geographies

- Interstate Highways
- US Highways
- State Highways
- Major Highways
- Major Roads
- Roads
- Railroads
- Landmarks
- Parks
- Hydrography
- Airports
- Zip Code
- State
- Ocean

0 miles 2 4

N W E S

R003038

0410

© 2011 The Nielsen Company. All rights reserve

Prepared For: 29544 - Galivants Ferry, HC

Order #: 969406325
Site: 01

Appendix: Area Listing

Area Name:

Type: List - Area ZIP Codes

Geography Code	Geography Name	Geography Code	Geography Name
29544	Galivants Ferry		

R003039

0411

© 2011 The Nielsen Company. All rights reserve

Pop-Facts: Demographic Quick Facts 2010 Report

29544 - Galivants Ferry, HC

ZIP, (see appendix for geographies), aggregate

Description	Total ZIP	%
Population		
2015 Projection	6,118	
2010 Estimate	5,432	
2000 Census	4,395	
1990 Census	3,391	
Growth 1990 - 2000	29.61%	
Households		
2015 Projection	2,449	
2010 Estimate	2,143	
2000 Census	1,664	
1990 Census	1,188	
Growth 1990 - 2000	40.07%	
2010 Est. Population by Single Classification Race	5,432	
White Alone	4,762	87.67
Black or African American Alone	477	8.78
American Indian and Alaska Native Alone	28	0.52
Asian Alone	3	0.06
Native Hawaiian and Other Pacific Islander Alone	0	0.00
Some Other Race Alone	107	1.97
Two or More Races	55	1.01
2010 Est. Population Hispanic or Latino	5,432	
Hispanic or Latino	257	4.73
Not Hispanic or Latino	5,175	95.27
2010 Tenure of Occupied Housing Units	2,143	
Owner Occupied	1,651	77.04
Renter Occupied	492	22.96
2010 Average Household Size	2.53	

© 2011 The Nielsen Company. All rights reserved.

Pop-Facts: Demographic Quick Facts 2010 Report

29544 - Galivants Ferry, HC

ZIP, (see appendix for geographies), aggregate

Description	Total ZIP	%
2010 Est. Households by Household Income	2,143	
Income Less than $15,000	354	16.52
Income $15,000 - $24,999	269	12.55
Income $25,000 - $34,999	261	12.18
Income $35,000 - $49,999	363	16.94
Income $50,000 - $74,999	478	22.31
Income $75,000 - $99,999	261	12.18
Income $100,000 - $124,999	74	3.45
Income $125,000 - $149,999	34	1.59
Income $150,000 - $199,999	36	1.68
Income $200,000 - $499,999	11	0.51
Income $500,000 and over	2	0.09
2010 Est. Average Household Income	$50,029	
2010 Est. Median Household Income	$42,747	
0 Est. Per Capita Income	$19,863	
2010 Median HH Inc by Single Race Class or Ethn		
White Alone	43,750	
Black or African American Alone	29,839	
American Indian and Alaska Native Alone	31,250	
Asian Alone	0	
Native Hawaiian and Other Pacific Islander Alone	0	
Some Other Race Alone	61,058	
Two or More Races	21,250	
Hispanic or Latino	59,750	
Not Hispanic or Latino	41,714	

© 2011 The Nielsen Company. All rights reserved.

Pop-Facts: Demographic Quick Facts 2010 Report

29544 - Galivants Ferry, HC

Appendix: Area Listing

Area Name:

Type: List - Area ZIP Codes Reporting Detail: Aggregate Reporting Level: Area ZIP Codes

Geography Code	Geography Name	Geography Code	Geography Name
29544	Galivants Ferry		

Project Information:

Site: 1

Order Number: 969406325

© 2011 The Nielsen Company. All rights reserved.

Area Map

Prepared For: 29545-Green Sea , HC

Order #: 969406254
Site: 01

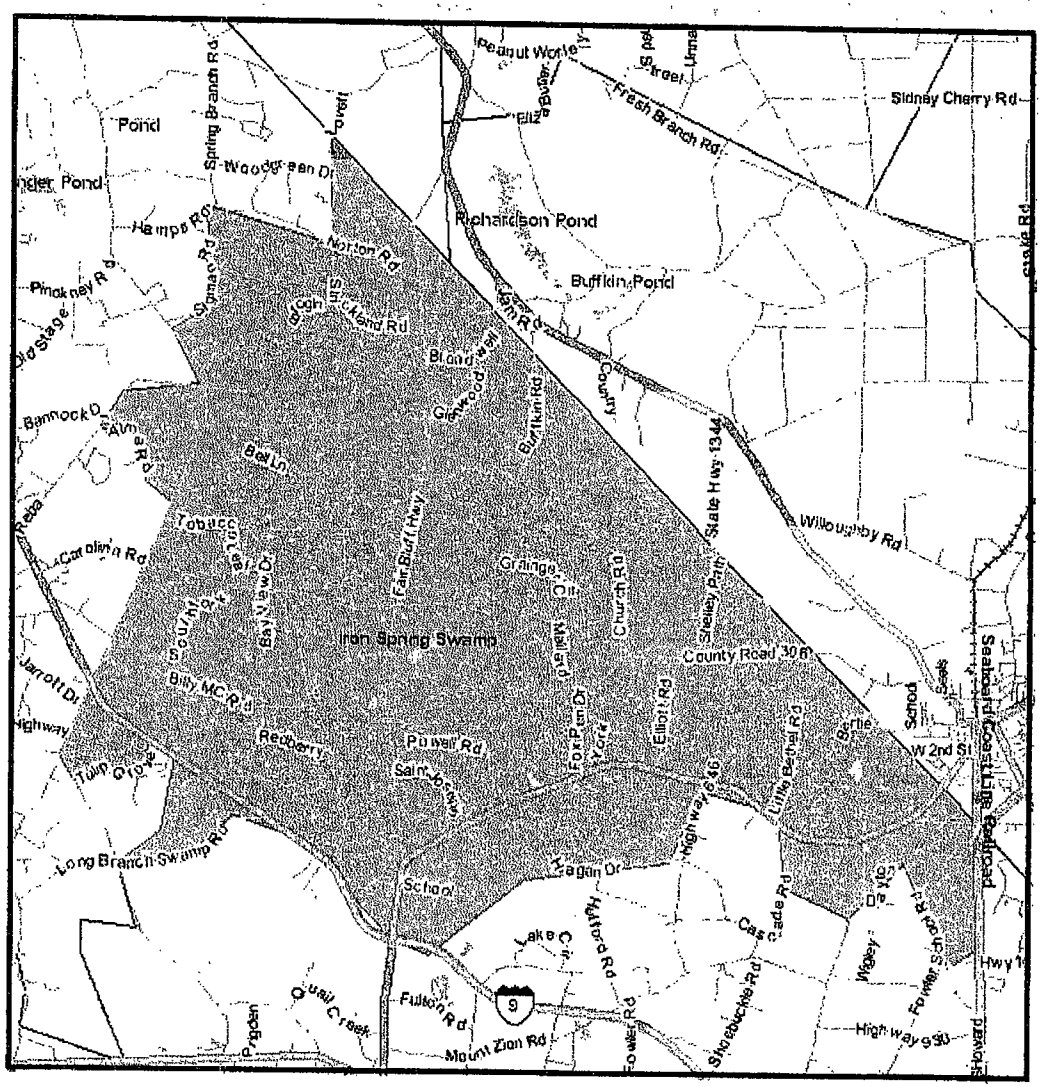

Zip Code
See Appendix for Geographies

- Interstate Highways
- US Highways
- State Highways
- Major Highways
- Major Roads
- Roads
- Railroads
- Landmarks
- Parks
- Hydrography
- Airports
- Zip Code
- State
- Ocean

0 miles 1.01 2.01

N W E S

R003043

0415

© 2011 The Nielsen Company. All rights reserve

Prepared For: 29545-Green Sea , HC

Order #: 969406254
Site: 01

Appendix: Area Listing

Area Name:

Type: List - Area ZIP Codes

Geography Code	Geography Name	Geography Code	Geography Name
29545	Green Sea		

R003044

0416

© 2011 The Nielsen Company. All rights reserve

Pop-Facts: Census Demographic Quick Facts 2010 Report

29545-Green Sea , HC

ZIP, (see appendix for geographies), aggregate

Description	Total ZIP	%
Population		
2000 Census	1,418	
1990 Census	1,439	
Growth 1990 - 2000	-1.46%	
Household		
2000 Census	560	
1990 Census	529	
Growth 1990 - 2000	5.86%	
2000 Est. Population by Single Classification Race	1,418	
White Alone	1,057	74.54
Black or African American Alone	329	23.20
American Indian and Alaska Native Alone	4	0.28
Asian Alone	0	0.00
Native Hawaiian and Other Pacific Islander Alone	0	0.00
Some Other Race Alone	11	0.78
Two or More Races	17	1.20
2000 Est. Population Hispanic or Latino	1,418	
Hispanic or Latino	21	1.48
Not Hispanic or Latino	1,397	98.52
2000 Tenure of Occupied Housing Units	560	
Owner Occupied	433	77.32
Renter Occupied	127	22.68
2000 Average Household Size	2.53	

© 2011 The Nielsen Company. All rights reserved.

Pop-Facts: Census Demographic Quick Facts 2010 Report

29545-Green Sea , HC

Appendix: Area Listing

Area Name:

Type: List - Area ZIP Codes Reporting Detail: Aggregate Reporting Level: Area ZIP Codes

Geography Code	Geography Name	Geography Code	Geography Name
29545	Green Sea		

Project Information:

Site: 1

Order Number: 969406254

© 2011 The Nielsen Company. All rights reserved.

Area Map

Prepared For: 29554 - Hemingway, WC

Order #: 969406330
Site: 01

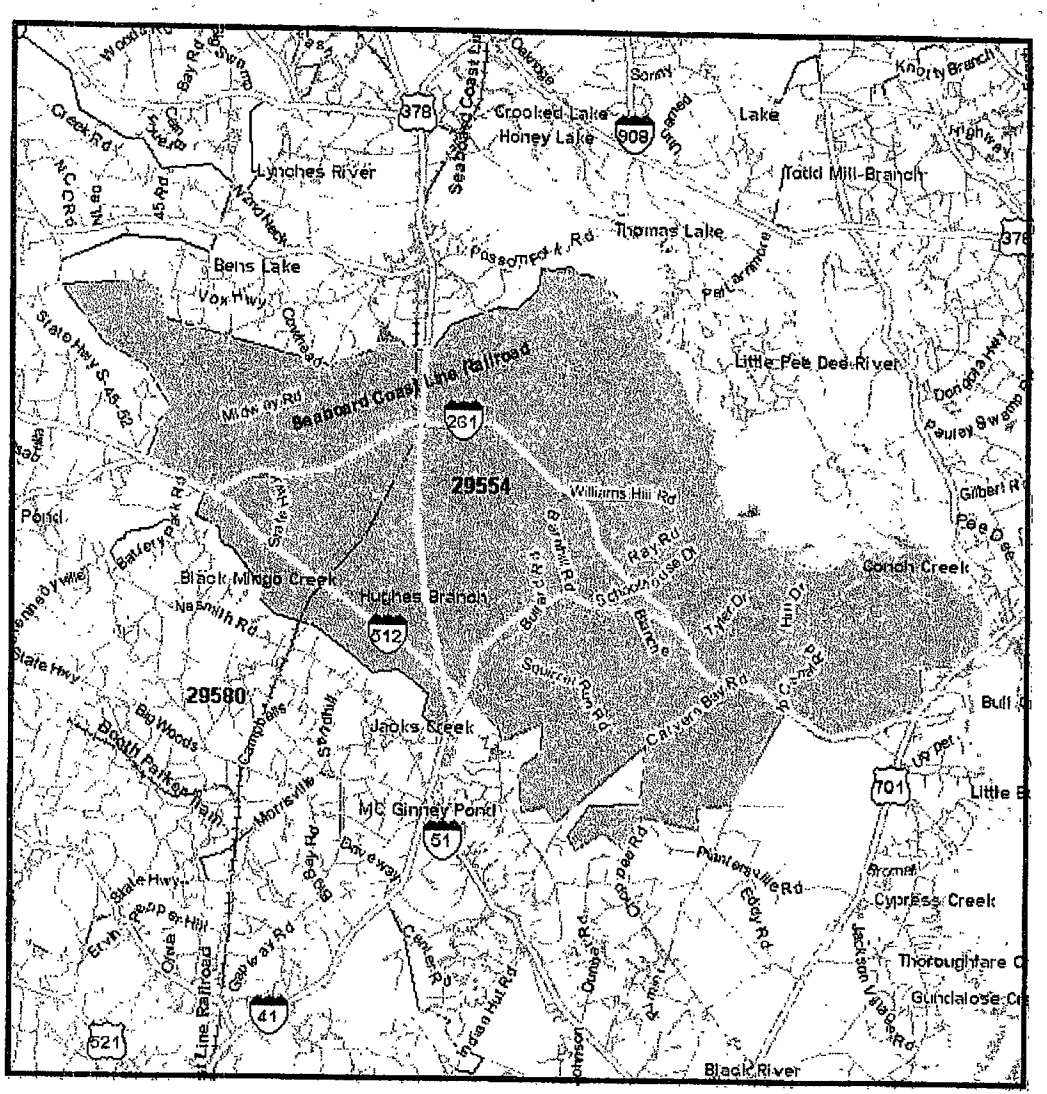

Zip Code
See Appendix for Geographies

- Interstate Highways
- US Highways
- State Highways
- Major Highways
- Major Roads
- Roads
- Railroads
- Landmarks
- Parks
- Hydrography
- Airports
- Zip Code
- State
- Ocean

0 miles 3.07 6.13

N W E S

©2011 The Nielsen Company. All rights reserve

Prepared For: 29554 - Hemingway, WC

Area Map

Order #: 969406330
Site: 01

Appendix: Area Listing

Area Name:

Type: List - Area ZIP Codes

Geography Code	Geography Name	Geography Code	Geography Name
29554	Hemingway		

R003048

0420

© 2011 The Nielsen Company. All rights reserve

Pop-Facts: Demographic Quick Facts 2010 Report

29554 - Hemingway, WC

ZIP, (see appendix for geographies), aggregate

Description	Total ZIP	%
Population		
2015 Projection	9,113	
2010 Estimate	9,412	
2000 Census	10,391	
1990 Census	10,185	
Growth 1990 - 2000	2.02%	
Households		
2015 Projection	3,635	
2010 Estimate	3,683	
2000 Census	3,843	
1990 Census	3,371	
Growth 1990 - 2000	14.00%	
2010 Est. Population by Single Classification Race	9,412	
White Alone	4,194	44.56
Black or African American Alone	5,024	53.38
American Indian and Alaska Native Alone	43	0.46
Asian Alone	17	0.18
Native Hawaiian and Other Pacific Islander Alone	1	0.01
Some Other Race Alone	66	0.70
Two or More Races	67	0.71
2010 Est. Population Hispanic or Latino	9,412	
Hispanic or Latino	185	1.97
Not Hispanic or Latino	9,227	98.03
2010 Tenure of Occupied Housing Units	3,683	
Owner Occupied	2,310	62.72
Renter Occupied	1,373	37.28
2010 Average Household Size	2.55	

© 2011 The Nielsen Company. All rights reserved.

Pop-Facts: Demographic Quick Facts 2010 Report

29554 - Hemingway, WC

ZIP, (see appendix for geographies), aggregate

Description	Total ZIP	%
2010 Est. Households by Household Income	3,683	
Income Less than $15,000	820	22.26
Income $15,000 - $24,999	514	13.96
Income $25,000 - $34,999	512	13.90
Income $35,000 - $49,999	682	18.52
Income $50,000 - $74,999	581	15.78
Income $75,000 - $99,999	312	8.47
Income $100,000 - $124,999	137	3.72
Income $125,000 - $149,999	66	1.79
Income $150,000 - $199,999	36	0.98
Income $200,000 - $499,999	20	0.54
Income $500,000 and over	3	0.08
2010 Est. Average Household Income	$44,094	
2010 Est. Median Household Income	$34,903	
2010 Est. Per Capita Income	$17,259	
2010 Median HH Inc by Single Race Class or Ethn		
White Alone	42,584	
Black or African American Alone	28,946	
American Indian and Alaska Native Alone	20,000	
Asian Alone	131,250	
Native Hawaiian and Other Pacific Islander Alone	0	
Some Other Race Alone	31,667	
Two or More Races	31,000	
Hispanic or Latino	29,750	
Not Hispanic or Latino	35,133	

© 2011 The Nielsen Company. All rights reserved.

Pop-Facts: Demographic Quick Facts 2010 Report

29554 - Hemingway, WC

Appendix: Area Listing

Area Name:

Type: List - Area ZIP Codes Reporting Detail: Aggregate Reporting Level: Area ZIP Codes

Geography Code	Geography Name	Geography Code	Geography Name
29554	Hemingway		

Project Information:

Site: 1

Order Number: 969406330

© 2011 The Nielsen Company. All rights reserved.

Area Map

Prepared For: 29556 - Kingstree, WC

Order #: 969406334
Site: 01

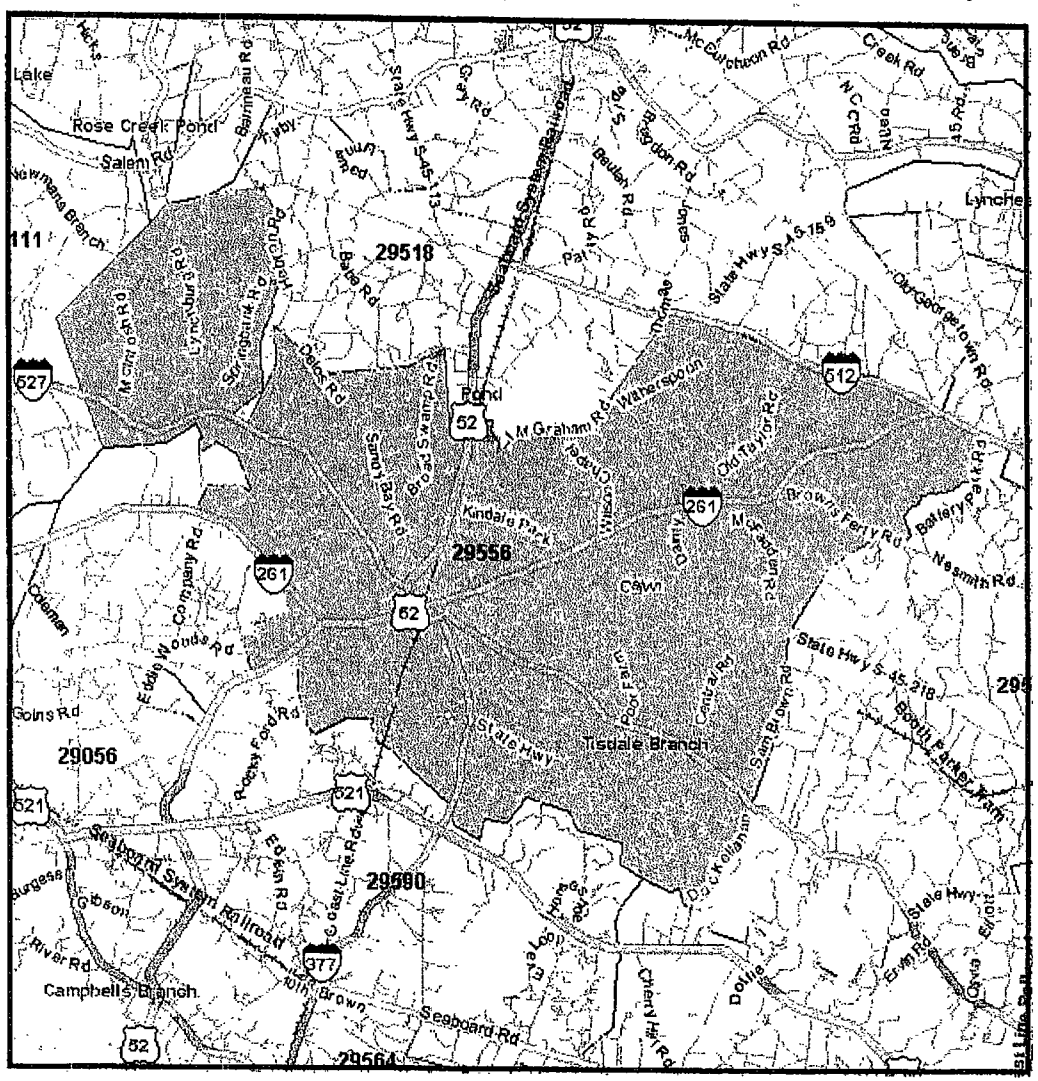

R003052

0424

Appendix: Area Listing

Area Name:

Type: List - Area ZIP Codes

Geography Code	Geography Name	Geography Code	Geography Name
29556	Kingstree		

R003053

0425

© 2011 The Nielsen Company. All rights reserve

Pop-Facts: Demographic Quick Facts 2010 Report

29556 - Kingstree, WC

ZIP, (see appendix for geographies), aggregate

Description	Total ZIP	%
Population		
2015 Projection	14,145	
2010 Estimate	14,494	
2000 Census	14,854	
1990 Census	14,509	
Growth 1990 - 2000	2.38%	
Households		
2015 Projection	5,150	
2010 Estimate	5,231	
2000 Census	5,498	
1990 Census	4,837	
Growth 1990 - 2000	13.67%	
2010 Est. Population by Single Classification Race	14,494	
White Alone	3,765	25.98
Black or African American Alone	10,508	72.50
American Indian and Alaska Native Alone	17	0.12
Asian Alone	49	0.34
Native Hawaiian and Other Pacific Islander Alone	0	0.00
Some Other Race Alone	19	0.13
Two or More Races	136	0.94
2010 Est. Population Hispanic or Latino	14,494	
Hispanic or Latino	106	0.73
Not Hispanic or Latino	14,388	99.27
2010 Tenure of Occupied Housing Units	5,231	
Owner Occupied	2,597	49.65
Renter Occupied	2,634	50.35
2010 Average Household Size	2.50	

© 2011 The Nielsen Company. All rights reserved.

Pop-Facts: Demographic Quick Facts 2010 Report

29556 - Kingstree, WC

ZIP, (see appendix for geographies), aggregate

Description	Total ZIP	%
2010 Est. Households by Household Income	5,231	
Income Less than $15,000	1,686	32.23
Income $15,000 - $24,999	826	15.79
Income $25,000 - $34,999	585	11.18
Income $35,000 - $49,999	763	14.59
Income $50,000 - $74,999	728	13.92
Income $75,000 - $99,999	312	5.96
Income $100,000 - $124,999	146	2.79
Income $125,000 - $149,999	55	1.05
Income $150,000 - $199,999	50	0.96
Income $200,000 - $499,999	68	1.30
Income $500,000 and over	12	0.23
2010 Est. Average Household Income	$40,097	
2010 Est. Median Household Income	$26,775	
0 Est. Per Capita Income	$19,967	
2010 Median HH Inc by Single Race Class or Ethn		
White Alone	43,796	
Black or African American Alone	20,886	
American Indian and Alaska Native Alone	31,250	
Asian Alone	69,643	
Native Hawaiian and Other Pacific Islander Alone	0	
Some Other Race Alone	30,714	
Two or More Races	13,661	
Hispanic or Latino	30,000	
Not Hispanic or Latino	26,758	

© 2011 The Nielsen Company. All rights reserved.

Pop-Facts: Demographic Quick Facts 2010 Report

29556 - Kingstree, WC

Appendix: Area Listing

Area Name:

Type: List - Area ZIP Codes Reporting Detail: Aggregate Reporting Level: Area ZIP Codes

Geography Code	Geography Name	Geography Code	Geography Name
29556	Kingstree		

Project Information:

Site: 1

Order Number: 969406334

© 2011 The Nielsen Company. All rights reserved.

Area Map

Prepared For: 29564-Lane, WC

Order #: 969406295
Site: 01

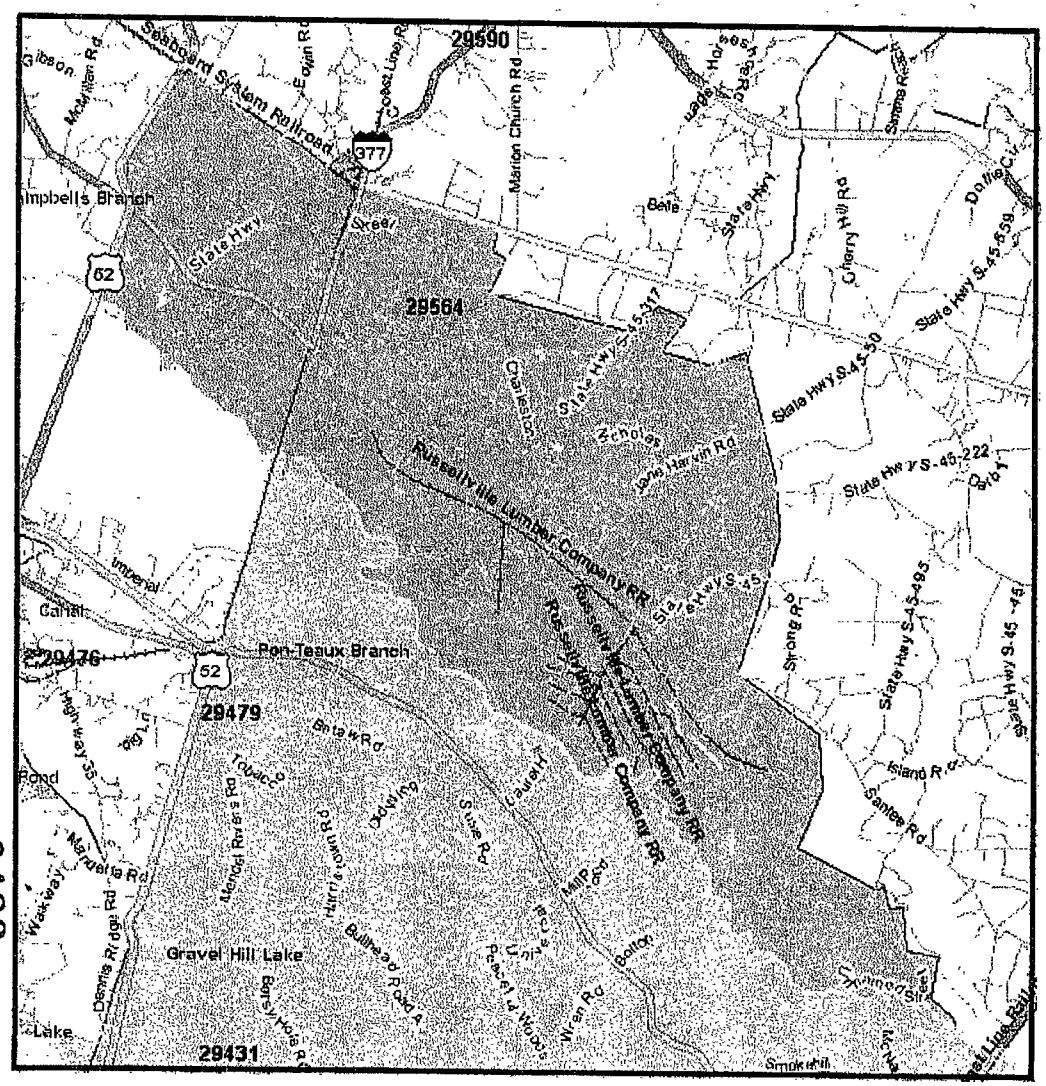

Zip Code
See Appendix for Geographies

- Interstate Highways
- US Highways
- State Highways
- Major Highways
- Major Roads
- Roads
- Railroads
- Landmarks
- Parks
- Hydrography
- Airports
- Zip Code
- State
- Ocean

0 miles 1.85 3.7

N W E S

R003057

0429

© 2011 The Nielsen Company. All rights reserve

Prepared For: 29564-Lane, WC

Area Map

Order #: 969406295
Site: 01

Appendix: Area Listing

Area Name:

Type: List - Area ZIP Codes

Geography Code	Geography Name	Geography Code	Geography Name
29564	Lane		

R003058

0430

© 2011 The Nielsen Company. All rights reserve

Pop-Facts: Demographic Quick Facts 2010 Report

29564-Lane, WC

ZIP, (see appendix for geographies), aggregate

Description	Total ZIP	%
Population		
2015 Projection	864	
2010 Estimate	889	
2000 Census	995	
1990 Census	876	
Growth 1990 - 2000	13.58%	
Households		
2015 Projection	335	
2010 Estimate	338	
2000 Census	356	
1990 Census	296	
Growth 1990 - 2000	20.27%	
2010 Est. Population by Single Classification Race	889	
White Alone	71	7.99
Black or African American Alone	815	91.68
American Indian and Alaska Native Alone	0	0.00
Asian Alone	0	0.00
Native Hawaiian and Other Pacific Islander Alone	0	0.00
Some Other Race Alone	0	0.00
Two or More Races	3	0.34
2010 Est. Population Hispanic or Latino	889	
Hispanic or Latino	5	0.56
Not Hispanic or Latino	884	99.44
2010 Tenure of Occupied Housing Units	338	
Owner Occupied	215	63.61
Renter Occupied	123	36.39
2010 Average Household Size	2.63	

© 2011 The Nielsen Company. All rights reserved.

Pop-Facts: Demographic Quick Facts 2010 Report

29564-Lane, WC

.IP, (see appendix for geographies), aggregate

Description	Total ZIP	%
2010 Est. Households by Household Income	338	
Income Less than $15,000	137	40.53
Income $15,000 - $24,999	62	18.34
Income $25,000 - $34,999	41	12.13
Income $35,000 - $49,999	49	14.50
Income $50,000 - $74,999	35	10.36
Income $75,000 - $99,999	7	2.07
Income $100,000 - $124,999	3	0.89
Income $125,000 - $149,999	1	0.30
Income $150,000 - $199,999	0	0.00
Income $200,000 - $499,999	3	0.89
Income $500,000 and over	0	0.00
2010 Est. Average Household Income	$28,506	
2010 Est. Median Household Income	$20,159	
0 Est. Per Capita Income	$10,967	
2010 Median HH Inc by Single Race Class or Ethn		
White Alone	43,125	
Black or African American Alone	18,033	
American Indian and Alaska Native Alone	0	
Asian Alone	0	
Native Hawaiian and Other Pacific Islander Alone	0	
Some Other Race Alone	0	
Two or More Races	0	
Hispanic or Latino	18,750	
Not Hispanic or Latino	20,159	

©2011 The Nielsen Company. All rights reserved.

Pop-Facts: Demographic Quick Facts 2010 Report

29564-Lane, WC

Appendix: Area Listing

Area Name:

Type: List - Area ZIP Codes Reporting Detail: Aggregate Reporting Level: Area ZIP Codes

Geography Code	Geography Name	Geography Code	Geography Name
29564	Lane		

Project Information:

Site: 1

Order Number: 969406295

© 2011 The Nielsen Company. All rights reserved.

Area Map

Prepared For: 29566 - Little River, HC

Order #: 969406301
Site: 01

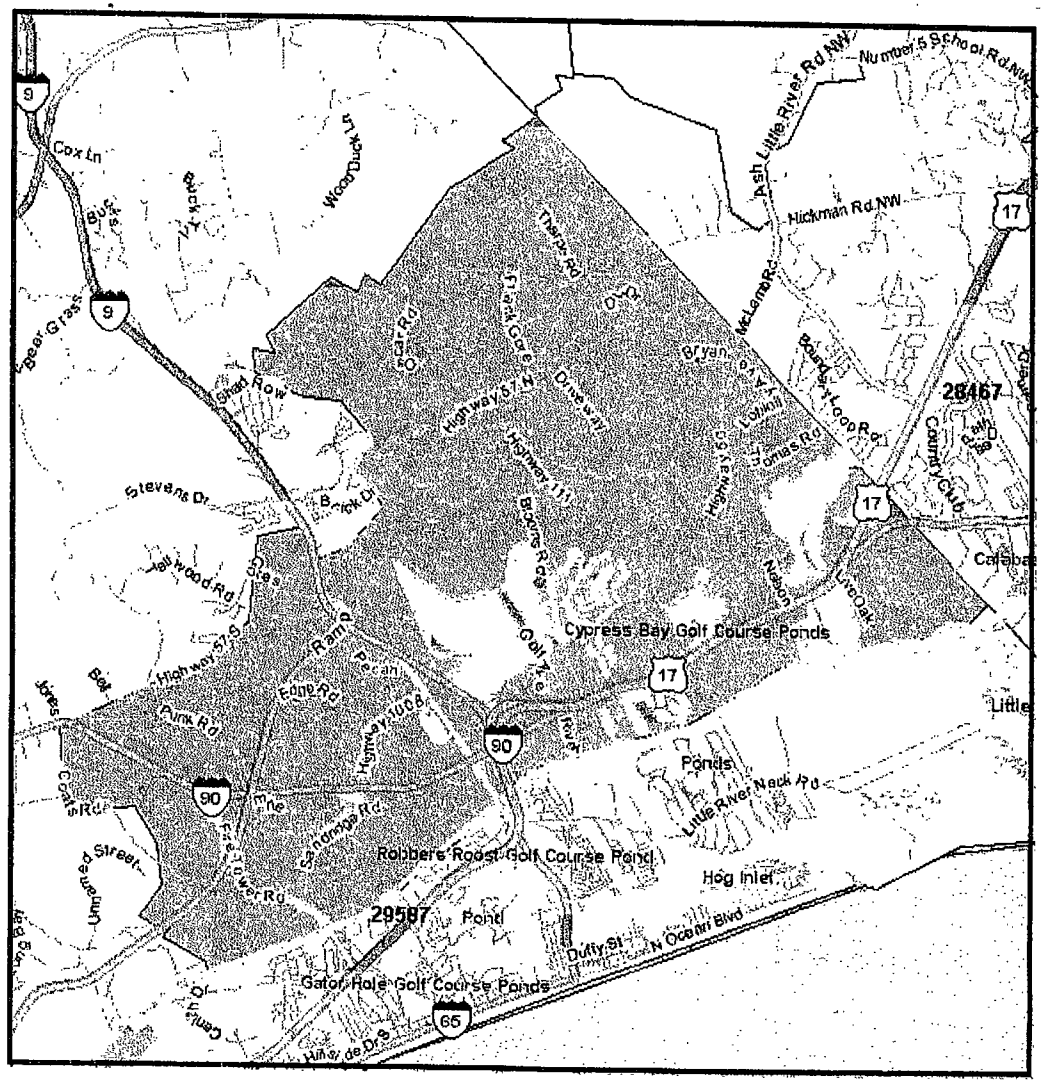

Appendix: Area Listing

Area Name:

Type: List - Area ZIP Codes

Geography Code	Geography Name	Geography Code	Geography Name
29566	Little River		

R003063

0435

© 2011 The Nielsen Company. All rights reserve

Pop-Facts: Demographic Quick Facts 2010 Report

29566 - Little River, HC

ZIP, (see appendix for geographies), aggregate

Description	Total ZIP	%
Population		
2015 Projection	17,566	
2010 Estimate	15,317	
2000 Census	11,333	
1990 Census	5,774	
Growth 1990 - 2000	96.28%	
Households		
2015 Projection	8,179	
2010 Estimate	7,021	
2000 Census	4,977	
1990 Census	2,371	
Growth 1990 - 2000	109.91%	
2010 Est. Population by Single Classification Race	15,317	
White Alone	13,182	86.06
Black or African American Alone	1,808	11.80
American Indian and Alaska Native Alone	65	0.42
Asian Alone	68	0.44
Native Hawaiian and Other Pacific Islander Alone	5	0.03
Some Other Race Alone	53	0.35
Two or More Races	136	0.89
2010 Est. Population Hispanic or Latino	15,317	
Hispanic or Latino	287	1.87
Not Hispanic or Latino	15,030	98.13
2010 Tenure of Occupied Housing Units	7,021	
Owner Occupied	5,715	81.40
Renter Occupied	1,306	18.60
2010 Average Household Size	2.18	

© 2011 The Nielsen Company. All rights reserved.

Pop-Facts: Demographic Quick Facts 2010 Report

29566 - Little River, HC

IP, (see appendix for geographies), aggregate

Description	Total ZIP	%
2010 Est. Households by Household Income	7,021	
Income Less than $15,000	672	9.57
Income $15,000 - $24,999	737	10.50
Income $25,000 - $34,999	808	11.51
Income $35,000 - $49,999	1,485	21.15
Income $50,000 - $74,999	1,521	21.66
Income $75,000 - $99,999	825	11.75
Income $100,000 - $124,999	368	5.24
Income $125,000 - $149,999	242	3.45
Income $150,000 - $199,999	204	2.91
Income $200,000 - $499,999	139	1.98
Income $500,000 and over	20	0.28
2010 Est. Average Household Income	$62,003	
2010 Est. Median Household Income	$48,062	
0 Est. Per Capita Income	$28,429	
2010 Median HH Inc by Single Race Class or Ethn		
White Alone	48,749	
Black or African American Alone	39,333	
American Indian and Alaska Native Alone	7,895	
Asian Alone	200,000	
Native Hawaiian and Other Pacific Islander Alone	102,500	
Some Other Race Alone	14,792	
Two or More Races	62,772	
Hispanic or Latino	17,045	
Not Hispanic or Latino	48,253	

© 2011 The Nielsen Company. All rights reserved.

Pop-Facts: Demographic Quick Facts 2010 Report

29566 - Little River, HC

Appendix: Area Listing

Area Name:

Type: List - Area ZIP Codes Reporting Detail: Aggregate Reporting Level: Area ZIP Codes

Geography Code	Geography Name	Geography Code	Geography Name
29566	Little River		

Project Information:

Site: 1

Order Number: 969406301

Prepared By:
Nielsen Solution Center 1 800 866 6511
© 2011 The Nielsen Company. All rights reserved.
SiteReports
0438

R003066

Area Map

Prepared For: 29568 - Longs, HC

Order #: 969406338
Site: 01

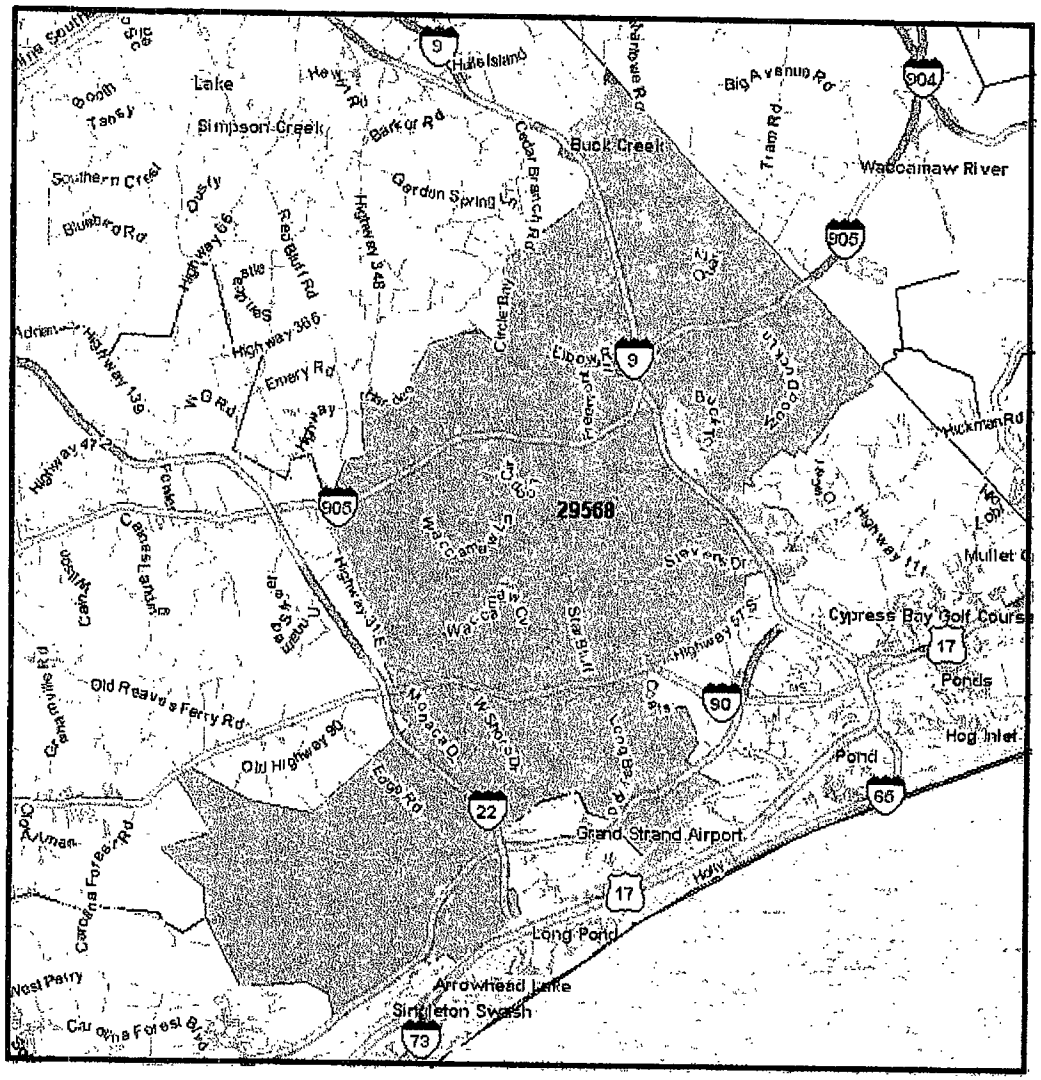

Zip Code
See Appendix for Geographies

- Interstate Highways
- US Highways
- State Highways
- Major Highways
- Major Roads
- Roads
- Railroads
- Landmarks
- Parks
- Hydrography
- Airports
- Zip Code
- State
- Ocean

0 miles 2 4.01

N W E S

R003067

0439

© 2011 The Nielsen Company. All rights reserve

Appendix: Area Listing

Area Name:

Type: List - Area ZIP Codes

Geography Code	Geography Name	Geography Code	Geography Name
29568	Longs		

R003068

0440

© 2011 The Nielsen Company. All rights reserve

Pop-Facts: Demographic Quick Facts 2010 Report

29568 - Longs, HC

ZIP, (see appendix for geographies), aggregate

Description	Total ZIP	%
Population		
2015 Projection	12,367	
2010 Estimate	10,713	
2000 Census	7,339	
1990 Census	4,103	
Growth 1990 - 2000	78.87%	
Households		
2015 Projection	4,993	
2010 Estimate	4,259	
2000 Census	2,796	
1990 Census	1,371	
Growth 1990 - 2000	103.94%	
2010 Est. Population by Single Classification Race	10,713	
White Alone	6,394	59.68
Black or African American Alone	3,576	33.38
American Indian and Alaska Native Alone	71	0.66
Asian Alone	57	0.53
Native Hawaiian and Other Pacific Islander Alone	0	0.00
Some Other Race Alone	456	4.26
Two or More Races	159	1.48
2010 Est. Population Hispanic or Latino	10,713	
Hispanic or Latino	923	8.62
Not Hispanic or Latino	9,790	91.38
2010 Tenure of Occupied Housing Units	4,259	
Owner Occupied	3,545	83.24
Renter Occupied	714	16.76
2010 Average Household Size	2.51	

© 2011 The Nielsen Company. All rights reserved.

Pop-Facts: Demographic Quick Facts 2010 Report

29568 - Longs, HC

ZIP, (see appendix for geographies), aggregate

Description	Total ZIP	%
2010 Est. Households by Household Income	4,259	
Income Less than $15,000	665	15.61
Income $15,000 - $24,999	564	13.24
Income $25,000 - $34,999	587	13.78
Income $35,000 - $49,999	656	15.40
Income $50,000 - $74,999	872	20.47
Income $75,000 - $99,999	537	12.61
Income $100,000 - $124,999	211	4.95
Income $125,000 - $149,999	71	1.67
Income $150,000 - $199,999	60	1.41
Income $200,000 - $499,999	31	0.73
Income $500,000 and over	5	0.12
2010 Est. Average Household Income	$51,153	
2010 Est. Median Household Income	$42,169	
2010 Est. Per Capita Income	$20,368	
2010 Median HH Inc by Single Race Class or Ethn		
White Alone	53,300	
Black or African American Alone	25,837	
American Indian and Alaska Native Alone	19,286	
Asian Alone	107,500	
Native Hawaiian and Other Pacific Islander Alone	0	
Some Other Race Alone	46,250	
Two or More Races	22,812	
Hispanic or Latino	46,538	
Not Hispanic or Latino	41,582	

© 2011 The Nielsen Company. All rights reserved.

Pop-Facts: Demographic Quick Facts 2010 Report

29568 - Longs, HC

Appendix: Area Listing

Area Name:

Type: List - Area ZIP Codes Reporting Detail: Aggregate Reporting Level: Area ZIP Codes

Geography Code	Geography Name	Geography Code	Geography Name
29568	Longs		

Project Information:

Site: 1

Order Number: 969406338

© 2011 The Nielsen Company. All rights reserved.

Area Map

Prepared For: 29569-Loris, HC

Order #: 969406263
Site: 01

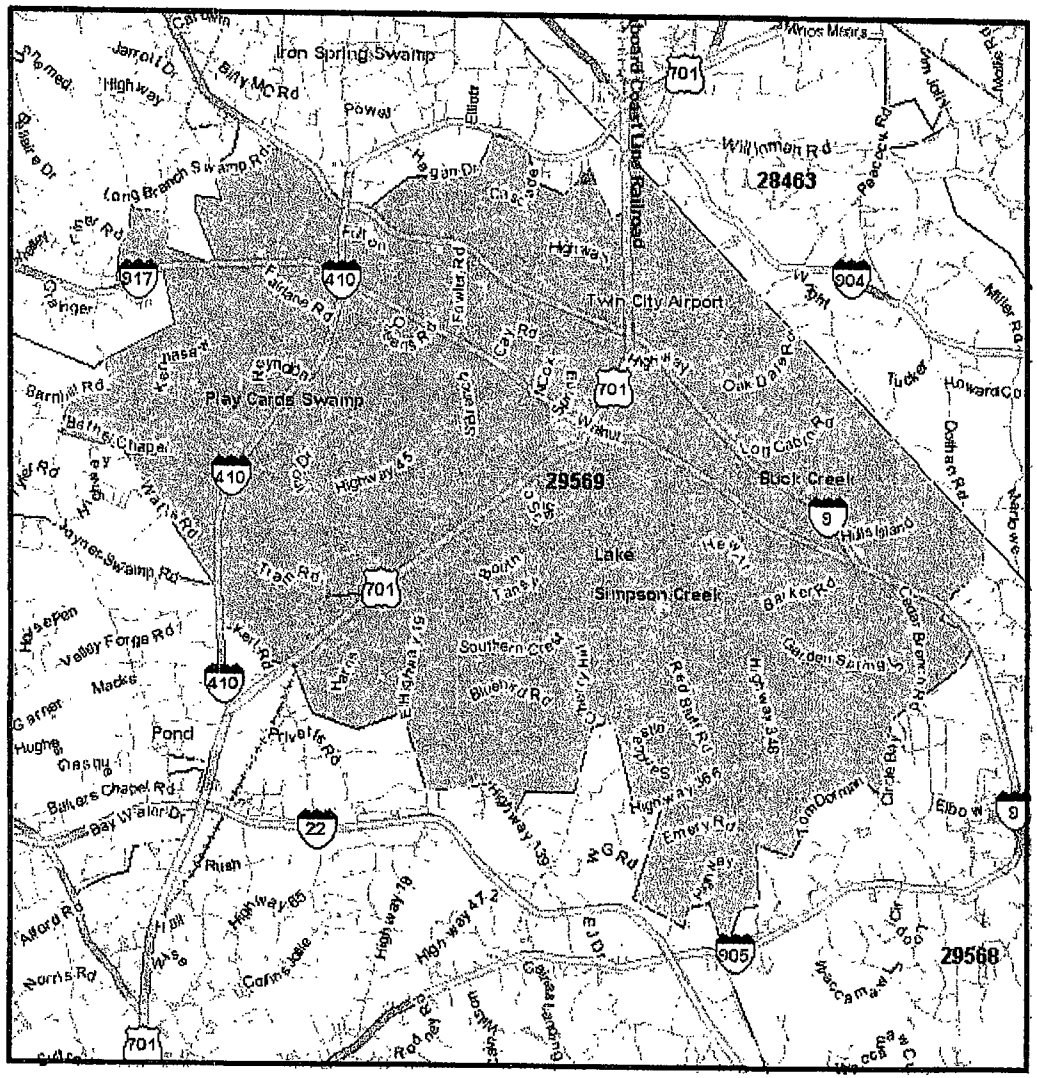

Zip Code
See Appendix for Geographies

- Interstate Highways
- US Highways
- State Highways
- Major Highways
- Major Roads
- Roads
- Railroads
- Landmarks
- Parks
- Hydrography
- Airports
- Zip Code
- State
- Ocean

0 miles 2. 4.21

N W E S

R003072

0444

© 2011 The Nielsen Company. All rights reserve

Prepared For: 29569-Loris, HC

Area Map

Order #: 969406263
Site: 01

Appendix: Area Listing

Area Name:

Type: List - Area ZIP Codes

Geography Code	Geography Name	Geography Code	Geography Name
29569	Loris		

R003073

0445

© 2011 The Nielsen Company. All rights reserve

Pop-Facts: Demographic Quick Facts 2010 Report

29569-Loris, HC

ZIP, (see appendix for geographies), aggregate

Description	Total ZIP	%
Population		
2015 Projection	17,984	
2010 Estimate	16,205	
2000 Census	13,811	
1990 Census	10,844	
Growth 1990 - 2000	27.36%	
Households		
2015 Projection	7,199	
2010 Estimate	6,380	
2000 Census	5,204	
1990 Census	3,835	
Growth 1990 - 2000	35.70%	
2010 Est. Population by Single Classification Race	16,205	
White Alone	10,667	65.83
Black or African American Alone	4,865	30.02
American Indian and Alaska Native Alone	67	0.41
Asian Alone	55	0.34
Native Hawaiian and Other Pacific Islander Alone	17	0.10
Some Other Race Alone	363	2.24
Two or More Races	171	1.06
2010 Est. Population Hispanic or Latino	16,205	
Hispanic or Latino	745	4.60
Not Hispanic or Latino	15,460	95.40
2010 Tenure of Occupied Housing Units	6,380	
Owner Occupied	4,873	76.38
Renter Occupied	1,507	23.62
2010 Average Household Size	2.53	

© 2011 The Nielsen Company. All rights reserved.

Pop-Facts: Demographic Quick Facts 2010 Report

29569-Loris, HC

ZIP, (see appendix for geographies), aggregate

Description	Total ZIP	%
2010 Est. Households by Household Income	6,380	
Income Less than $15,000	1,309	20.52
Income $15,000 - $24,999	944	14.80
Income $25,000 - $34,999	821	12.87
Income $35,000 - $49,999	1,148	17.99
Income $50,000 - $74,999	1,108	17.37
Income $75,000 - $99,999	543	8.51
Income $100,000 - $124,999	246	3.86
Income $125,000 - $149,999	130	2.04
Income $150,000 - $199,999	75	1.18
Income $200,000 - $499,999	51	0.80
Income $500,000 and over	5	0.08
2010 Est. Average Household Income	$46,257	
2010 Est. Median Household Income	$36,521	
2010 Est. Per Capita Income	$18,355	
2010 Median HH Inc by Single Race Class or Ethn		
White Alone	40,700	
Black or African American Alone	23,788	
American Indian and Alaska Native Alone	14,964	
Asian Alone	37,500	
Native Hawaiian and Other Pacific Islander Alone	0	
Some Other Race Alone	80,882	
Two or More Races	39,500	
Hispanic or Latino	64,352	
Not Hispanic or Latino	36,008	

© 2011 The Nielsen Company. All rights reserved.

Pop-Facts: Demographic Quick Facts 2010 Report

29569-Loris, HC

Appendix: Area Listing

Area Name:

Type: List - Area ZIP Codes Reporting Detail: Aggregate Reporting Level: Area ZIP Codes

Geography Code	Geography Name	Geography Code	Geography Name
29569	Loris		

Project Information:

Site: 1

Order Number: 969406263

© 2011 The Nielsen Company. All rights reserved.

Area Map

Prepared For: 29572-Myrtle Beach, HC

Order #: 969406265
Site: 01

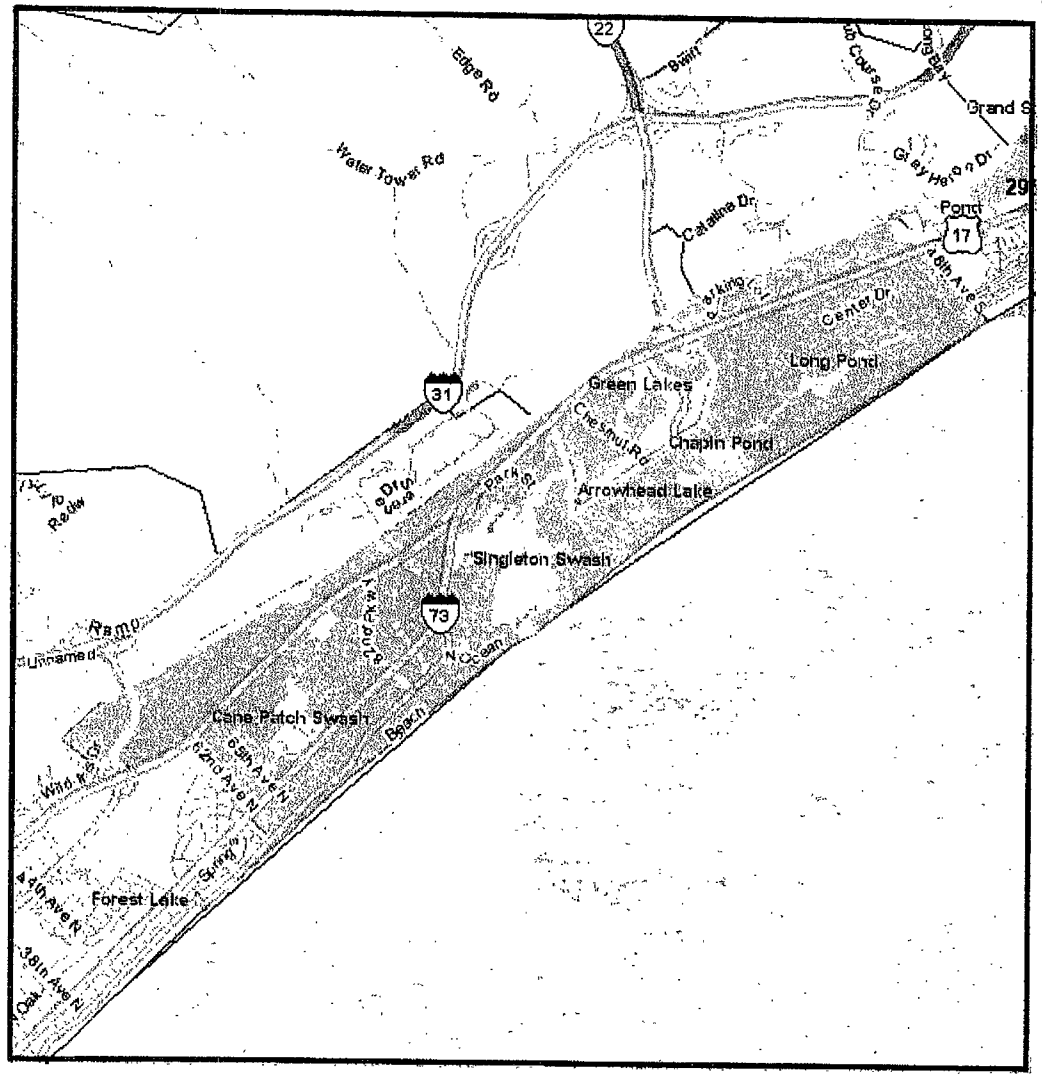

Zip Code
See Appendix for Geographies

- Interstate Highways
- US Highways
- State Highways
- Major Highways
- Major Roads
- Roads
- Railroads
- Landmarks
- Parks
- Hydrography
- Airports
- Zip Code
- State
- Ocean

0 miles 0.79 1.67

N W E S

© 2011 The Nielsen Company. All rights reserve

R003077
0449

Prepared For: 29572-Myrtle Beach, HC

Order #: 969406265
Site: 01

Appendix: Area Listing

Area Name:

Type: List - Area ZIP Codes

Geography Code	Geography Name	Geography Code	Geography Name
29572	Myrtle Beach		

R003078

0450

© 2011 The Nielsen Company. All rights reserve

Pop-Facts: Demographic Quick Facts 2010 Report

29572-Myrtle Beach, HC

ZIP, (see appendix for geographies), aggregate

Description	Total ZIP	%
Population		
2015 Projection	11,759	
2010 Estimate	10,351	
2000 Census	7,906	
1990 Census	7,022	
Growth 1990 - 2000	12.59%	
Households		
2015 Projection	6,401	
2010 Estimate	5,553	
2000 Census	4,071	
1990 Census	3,403	
Growth 1990 - 2000	19.63%	
2010 Est. Population by Single Classification Race	10,351	
White Alone	9,607	92.81
Black or African American Alone	257	2.48
American Indian and Alaska Native Alone	20	0.19
Asian Alone	177	1.71
Native Hawaiian and Other Pacific Islander Alone	17	0.16
Some Other Race Alone	131	1.27
Two or More Races	142	1.37
2010 Est. Population Hispanic or Latino	10,351	
Hispanic or Latino	314	3.03
Not Hispanic or Latino	10,037	96.97
2010 Tenure of Occupied Housing Units	5,553	
Owner Occupied	3,526	63.50
Renter Occupied	2,027	36.50
2010 Average Household Size	1.86	

© 2011 The Nielsen Company. All rights reserved.

Pop-Facts: Demographic Quick Facts 2010 Report

29572-Myrtle Beach, HC

ZIP, (see appendix for geographies), aggregate

Description	Total ZIP	%
2010 Est. Households by Household Income	5,553	
Income Less than $15,000	557	10.03
Income $15,000 - $24,999	618	11.13
Income $25,000 - $34,999	820	14.77
Income $35,000 - $49,999	1,000	18.01
Income $50,000 - $74,999	930	16.75
Income $75,000 - $99,999	550	9.90
Income $100,000 - $124,999	355	6.39
Income $125,000 - $149,999	250	4.50
Income $150,000 - $199,999	150	2.70
Income $200,000 - $499,999	239	4.30
Income $500,000 and over	84	1.51
2010 Est. Average Household Income	$73,132	
2010 Est. Median Household Income	$46,718	
0 Est. Per Capita Income	$39,438	
2010 Median HH Inc by Single Race Class or Ethn		
White Alone	46,760	
Black or African American Alone	45,610	
American Indian and Alaska Native Alone	25,000	
Asian Alone	91,667	
Native Hawaiian and Other Pacific Islander Alone	31,667	
Some Other Race Alone	40,100	
Two or More Races	38,125	
Hispanic or Latino	42,660	
Not Hispanic or Latino	46,914	

© 2011 The Nielsen Company. All rights reserved.

Pop-Facts: Demographic Quick Facts 2010 Report

29572-Myrtle Beach, HC

Appendix: Area Listing

Area Name:

Type: List - Area ZIP Codes Reporting Detail: Aggregate Reporting Level: Area ZIP Codes

Geography Code	Geography Name	Geography Code	Geography Name
29572	Myrtle Beach		

Project Information:

Site: 1

Order Number: 969406265

© 2011 The Nielsen Company. All rights reserved.

Area Map

Prepared For: 29575 - Myrtle Beach, HC

Order #: 969406339
Site: 01

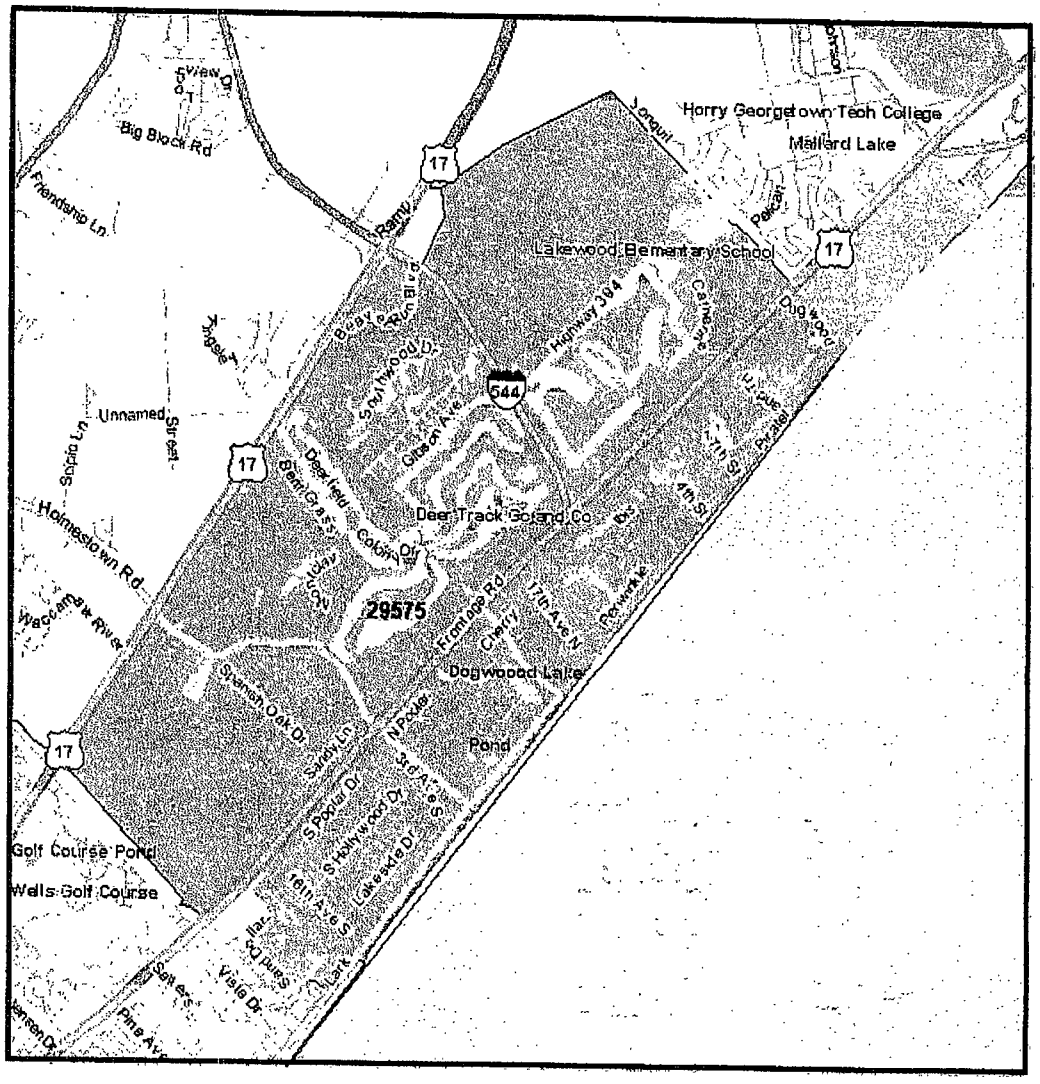

Zip Code
See Appendix for Geographies

- Interstate Highways
- US Highways
- State Highways
- Major Highways
- Major Roads
- Roads
- Railroads
- Landmarks
- Parks
- Hydrography
- Airports
- Zip Code
- State
- Ocean

0 miles 0.63 1.17

N W E S

R003082

0454

© 2011 The Nielsen Company. All rights reserve

Appendix: Area Listing

Area Name:

Type: List - Area ZIP Codes

Geography Code	Geography Name	Geography Code	Geography Name
29575	Myrtle Beach		

R003083

0455

© 2011 The Nielsen Company. All rights reserve

Pop-Facts: Demographic Quick Facts 2010 Report

29575 - Myrtle Beach, HC

ZIP, (see appendix for geographies), aggregate

Description	Total ZIP	%
Population		
2015 Projection	20,301	
2010 Estimate	18,329	
2000 Census	15,670	
1990 Census	11,670	
Growth 1990 - 2000	34.28%	
Households		
2015 Projection	10,046	
2010 Estimate	8,925	
2000 Census	7,314	
1990 Census	5,112	
Growth 1990 - 2000	43.08%	
2010 Est. Population by Single Classification Race	18,329	
White Alone	17,488	95.41
Black or African American Alone	219	1.19
American Indian and Alaska Native Alone	58	0.32
Asian Alone	206	1.12
Native Hawaiian and Other Pacific Islander Alone	8	0.04
Some Other Race Alone	146	0.80
Two or More Races	204	1.11
2010 Est. Population Hispanic or Latino	18,329	
Hispanic or Latino	375	2.05
Not Hispanic or Latino	17,954	97.95
2010 Tenure of Occupied Housing Units	8,925	
Owner Occupied	6,578	73.70
Renter Occupied	2,347	26.30
2010 Average Household Size	2.04	

© 2011 The Nielsen Company. All rights reserved.

Pop-Facts: Demographic Quick Facts 2010 Report

29575 - Myrtle Beach, HC

..., (see appendix for geographies), aggregate

Description	Total ZIP	%
2010 Est. Households by Household Income	8,925	
Income Less than $15,000	634	7.10
Income $15,000 - $24,999	826	9.25
Income $25,000 - $34,999	1,259	14.11
Income $35,000 - $49,999	1,718	19.25
Income $50,000 - $74,999	1,960	21.96
Income $75,000 - $99,999	1,003	11.24
Income $100,000 - $124,999	548	6.14
Income $125,000 - $149,999	381	4.27
Income $150,000 - $199,999	360	4.03
Income $200,000 - $499,999	204	2.29
Income $500,000 and over	32	0.36
2010 Est. Average Household Income	$66,689	
2010 Est. Median Household Income	$50,331	
Est. Per Capita Income	$32,629	
2010 Median HH Inc by Single Race Class or Ethn		
White Alone	50,442	
Black or African American Alone	33,571	
American Indian and Alaska Native Alone	47,000	
Asian Alone	158,929	
Native Hawaiian and Other Pacific Islander Alone	112,500	
Some Other Race Alone	48,000	
Two or More Races	33,750	
Hispanic or Latino	40,930	
Not Hispanic or Latino	50,659	

© 2011 The Nielsen Company. All rights reserved.

Pop-Facts: Demographic Quick Facts 2010 Report

29575 - Myrtle Beach, HC

Appendix: Area Listing

Area Name:

Type: List - Area ZIP Codes Reporting Detail: Aggregate Reporting Level: Area ZIP Codes

Geography Code	Geography Name	Geography Code	Geography Name
29575	Myrtle Beach		

Project Information:

Site: 1

Order Number: 969406339

© 2011 The Nielsen Company. All rights reserved.

Area Map

Prepared For: 29576-Murrells Inlet, HC

Order #: 969406272
Site: 01

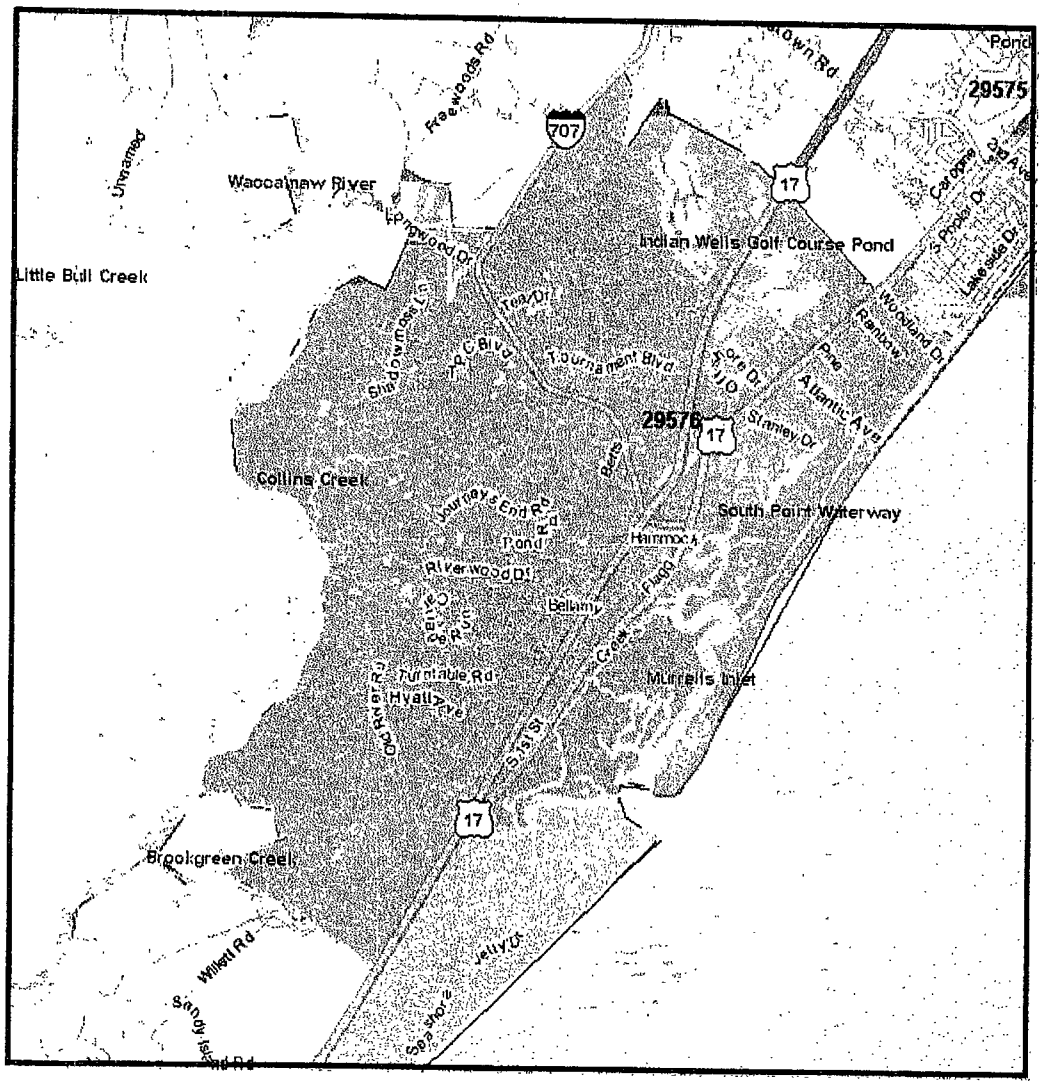

Zip Code
See Appendix for Geographies

- Interstate Highways
- US Highways
- State Highways
- Major Highways
- Major Roads
- Roads
- Railroads
- Landmarks
- Parks
- Hydrography
- Airports
- Zip Code
- State
- Ocean

0 miles 0.93 1.86

N W E S

© 2011 The Nielsen Company. All rights reserve

R003087
0459

Prepared For: 29576-Murrells Inlet, HC

Order #: 969406272
Site: 01

Appendix: Area Listing

Area Name:

Type: List - Area ZIP Codes

Geography Code	Geography Name	Geography Code	Geography Name
29576	Murrells Inlet		

R003088

0460

© 2011 The Nielsen Company. All rights reserve

Pop-Facts: Demographic Quick Facts 2010 Report

29576-Murrells Inlet, HC

ZIP, (see appendix for geographies), aggregate

Description	Total ZIP	%
Population		
2015 Projection	25,432	
2010 Estimate	22,886	
2000 Census	16,980	
1990 Census	10,437	
Growth 1990 - 2000	62.69%	
Households		
2015 Projection	12,719	
2010 Estimate	11,262	
2000 Census	8,030	
1990 Census	4,642	
Growth 1990 - 2000	72.99%	
2010 Est. Population by Single Classification Race	22,886	
White Alone	21,569	94.25
Black or African American Alone	812	3.55
American Indian and Alaska Native Alone	53	0.23
Asian Alone	123	0.54
Native Hawaiian and Other Pacific Islander Alone	9	0.04
Some Other Race Alone	92	0.40
Two or More Races	228	1.00
2010 Est. Population Hispanic or Latino	22,886	
Hispanic or Latino	341	1.49
Not Hispanic or Latino	22,545	98.51
2010 Tenure of Occupied Housing Units	11,262	
Owner Occupied	9,014	80.04
Renter Occupied	2,248	19.96
2010 Average Household Size	2.03	

© 2011 The Nielsen Company. All rights reserved.

Pop-Facts: Demographic Quick Facts 2010 Report

29576-Murrells Inlet, HC

ZIP, (see appendix for geographies), aggregate

Description	Total ZIP	%
2010 Est. Households by Household Income	11,262	
Income Less than $15,000	881	7.82
Income $15,000 - $24,999	1,129	10.02
Income $25,000 - $34,999	1,578	14.01
Income $35,000 - $49,999	2,341	20.79
Income $50,000 - $74,999	2,588	22.98
Income $75,000 - $99,999	1,172	10.41
Income $100,000 - $124,999	655	5.82
Income $125,000 - $149,999	337	2.99
Income $150,000 - $199,999	258	2.29
Income $200,000 - $499,999	248	2.20
Income $500,000 and over	75	0.67
2010 Est. Average Household Income	$63,854	
2010 Est. Median Household Income	$48,088	
0 Est. Per Capita Income	$31,497	
2010 Median HH Inc by Single Race Class or Ethn		
White Alone	48,729	
Black or African American Alone	30,948	
American Indian and Alaska Native Alone	45,000	
Asian Alone	46,250	
Native Hawaiian and Other Pacific Islander Alone	108,333	
Some Other Race Alone	54,688	
Two or More Races	34,091	
Hispanic or Latino	53,409	
Not Hispanic or Latino	48,032	

© 2011 The Nielsen Company. All rights reserved.

Pop-Facts: Demographic Quick Facts 2010 Report

29576-Murrells Inlet, HC

Appendix: Area Listing

Area Name:

Type: List - Area ZIP Codes Reporting Detail: Aggregate Reporting Level: Area ZIP Codes

Geography Code	Geography Name	Geography Code	Geography Name
29576	Murrells Inlet		

Project Information:

Site: 1

Order Number: 969406272

© 2011 The Nielsen Company. All rights reserved.

Area Map

Prepared For: 29577-Myrtle Beach, HC

Order #: 969406274
Site: 01

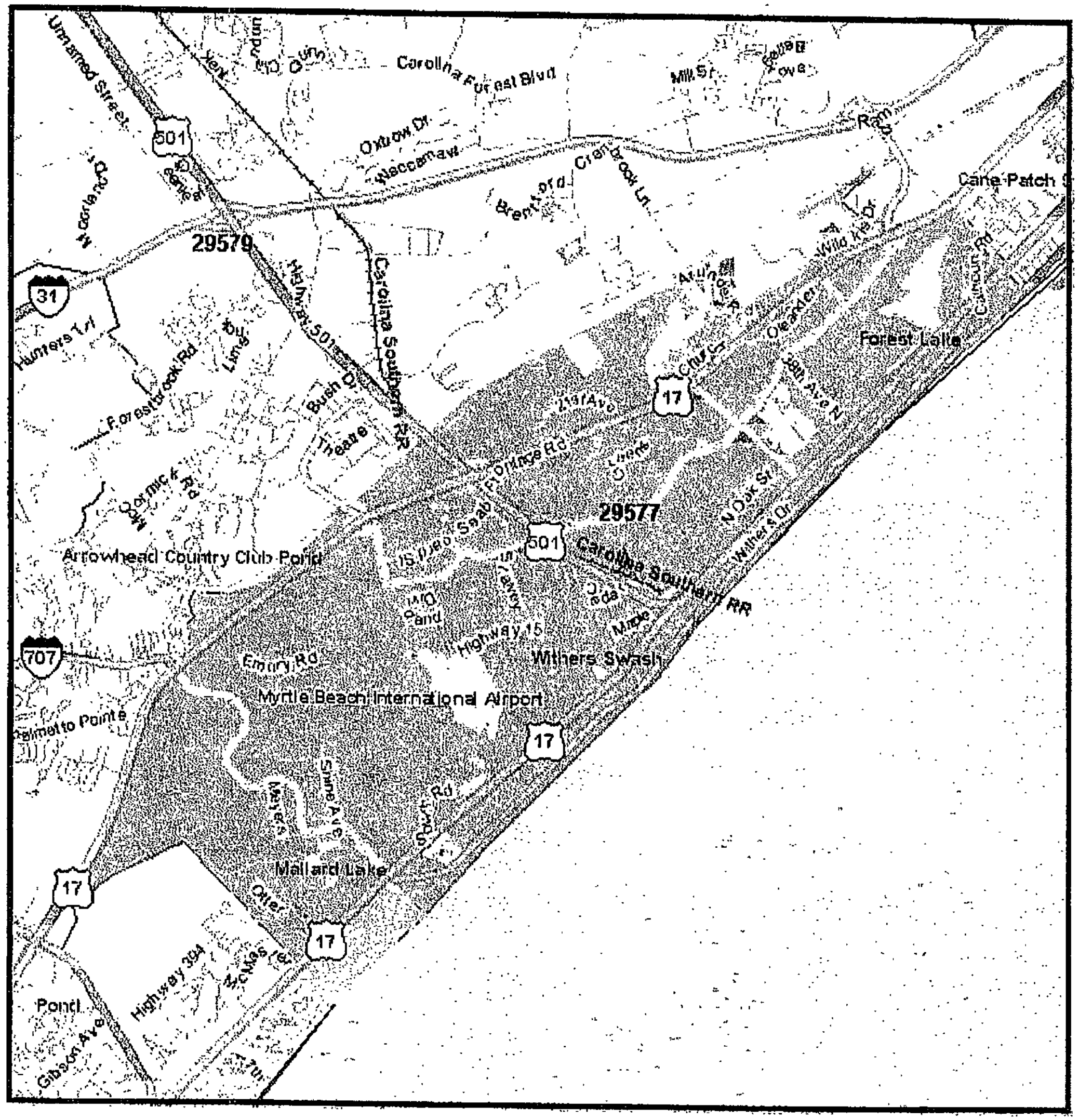

Zip Code
See Appendix for Geographies

- Interstate Highways
- US Highways
- State Highways
- Major Highways
- Major Roads
- Roads
- Railroads
- Landmarks
- Parks
- Hydrography
- Airports
- Zip Code
- State
- Ocean

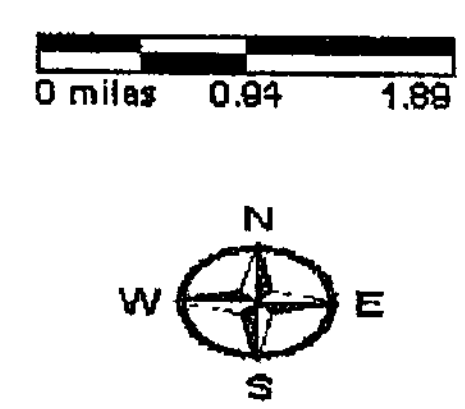

R003092

0464

© 2011 The Nielsen Company. All rights reserve

Nielsen Solution Center 1 800 866 6511

SiteReports

Prepared For: 29577-Myrtle Beach, HC

Order #: 969406274
Site: 01

Appendix: Area Listing

Area Name:

Type: List - Area ZIP Codes

Geography Code	Geography Name	Geography Code	Geography Name
29577	Myrtle Beach		

R003093

0465

© 2011 The Nielsen Company. All rights reserve

Pop-Facts: Demographic Quick Facts 2010 Report

29577-Myrtle Beach, HC

ZIP, (see appendix for geographies), aggregate

Description	Total ZIP	%
Population		
2015 Projection	33,324	
2010 Estimate	29,584	
2000 Census	23,302	
1990 Census	24,396	
Growth 1990 - 2000	-4.48%	
Households		
2015 Projection	15,696	
2010 Estimate	13,745	
2000 Census	10,383	
1990 Census	9,004	
Growth 1990 - 2000	15.32%	
2010 Est. Population by Single Classification Race	29,584	
White Alone	22,549	76.22
Black or African American Alone	4,171	14.10
American Indian and Alaska Native Alone	112	0.38
Asian Alone	506	1.71
Native Hawaiian and Other Pacific Islander Alone	42	0.14
Some Other Race Alone	1,276	4.31
Two or More Races	928	3.14
2010 Est. Population Hispanic or Latino	29,584	
Hispanic or Latino	2,653	8.97
Not Hispanic or Latino	26,931	91.03
2010 Tenure of Occupied Housing Units	13,745	
Owner Occupied	7,002	50.94
Renter Occupied	6,743	49.06
2010 Average Household Size	2.13	

© 2011 The Nielsen Company. All rights reserved.

Pop-Facts: Demographic Quick Facts 2010 Report

29577-Myrtle Beach, HC

ZIP, (see appendix for geographies), aggregate

Description	Total ZIP	%
2010 Est. Households by Household Income	13,745	
Income Less than $15,000	2,017	14.67
Income $15,000 - $24,999	1,928	14.03
Income $25,000 - $34,999	2,172	15.80
Income $35,000 - $49,999	2,474	18.00
Income $50,000 - $74,999	2,573	18.72
Income $75,000 - $99,999	1,118	8.13
Income $100,000 - $124,999	587	4.27
Income $125,000 - $149,999	360	2.62
Income $150,000 - $199,999	183	1.33
Income $200,000 - $499,999	270	1.96
Income $500,000 and over	63	0.46
2010 Est. Average Household Income	$53,946	
2010 Est. Median Household Income	$39,582	
2010 Est. Per Capita Income	$25,239	
2010 Median HH Inc by Single Race Class or Ethn		
White Alone	41,744	
Black or African American Alone	25,613	
American Indian and Alaska Native Alone	42,500	
Asian Alone	52,500	
Native Hawaiian and Other Pacific Islander Alone	32,000	
Some Other Race Alone	35,507	
Two or More Races	41,653	
Hispanic or Latino	36,500	
Not Hispanic or Latino	39,747	

© 2011 The Nielsen Company. All rights reserved.

Pop-Facts: Demographic Quick Facts 2010 Report

29577-Myrtle Beach, HC

Appendix: Area Listing

Area Name:

Type: List - Area ZIP Codes Reporting Detail: Aggregate Reporting Level: Area ZIP Codes

Geography Code	Geography Name	Geography Code	Geography Name
29577	Myrtle Beach		

Project Information:

Site: 1

Order Number: 969406274

© 2011 The Nielsen Company. All rights reserved.

Area Map

Prepared For: 29579-Myrtle Beach, HC

Order #: 969406275
Site: 01

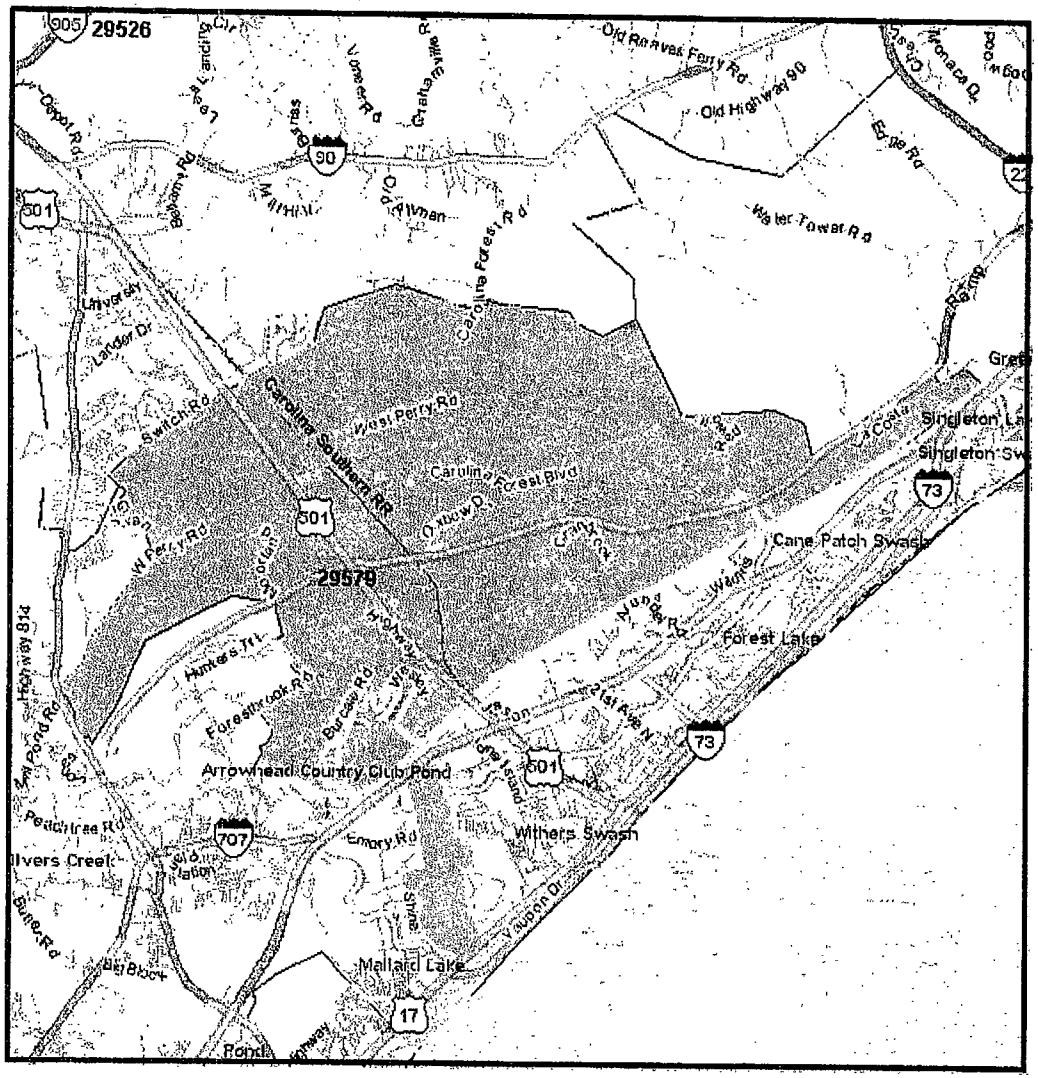

Zip Code
See Appendix for Geographies

- Interstate Highways
- US Highways
- State Highways
- Major Highways
- Major Roads
- Roads
- Railroads
- Landmarks
- Parks
- Hydrography
- Airports
- Zip Code
- State
- Ocean

0 miles 1.46 2.92

N W E S

© 2011 The Nielsen Company. All rights reserve

Appendix: Area Listing

Area Name:

Type: List - Area ZIP Codes

Geography Code	Geography Name	Geography Code	Geography Name
29579	Myrtle Beach		

R003098

0470

© 2011 The Nielsen Company. All rights reserve

Pop-Facts: Demographic Quick Facts 2010 Report

29579-Myrtle Beach, HC

ZIP, (see appendix for geographies), aggregate

Description	Total ZIP	%
Population		
2015 Projection	26,355	
2010 Estimate	22,990	
2000 Census	10,128	
1990 Census	5,077	
Growth 1990 - 2000	99.49%	
Households		
2015 Projection	11,529	
2010 Estimate	9,904	
2000 Census	4,141	
1990 Census	1,877	
Growth 1990 - 2000	120.62%	
2010 Est. Population by Single Classification Race	22,990	
White Alone	20,160	87.69
Black or African American Alone	1,598	6.95
American Indian and Alaska Native Alone	94	0.41
Asian Alone	324	1.41
Native Hawaiian and Other Pacific Islander Alone	0	0.00
Some Other Race Alone	384	1.67
Two or More Races	430	1.87
2010 Est. Population Hispanic or Latino	22,990	
Hispanic or Latino	991	4.31
Not Hispanic or Latino	21,999	95.69
2010 Tenure of Occupied Housing Units	9,904	
Owner Occupied	5,687	57.42
Renter Occupied	4,217	42.58
2010 Average Household Size	2.32	

© 2011 The Nielsen Company. All rights reserved.

Pop-Facts: Demographic Quick Facts 2010 Report

29579-Myrtle Beach, HC

, ZIP, (see appendix for geographies), aggregate

Description	Total ZIP	%
2010 Est. Households by Household Income	9,904	
Income Less than $15,000	1,134	11.45
Income $15,000 - $24,999	953	9.62
Income $25,000 - $34,999	1,513	15.28
Income $35,000 - $49,999	2,149	21.70
Income $50,000 - $74,999	2,249	22.71
Income $75,000 - $99,999	975	9.84
Income $100,000 - $124,999	394	3.98
Income $125,000 - $149,999	249	2.51
Income $150,000 - $199,999	133	1.34
Income $200,000 - $499,999	136	1.37
Income $500,000 and over	19	0.19
2010 Est. Average Household Income	$54,503	
2010 Est. Median Household Income	$44,436	
0 Est. Per Capita Income	$23,492	
2010 Median HH Inc by Single Race Class or Ethn		
White Alone	45,205	
Black or African American Alone	35,357	
American Indian and Alaska Native Alone	54,891	
Asian Alone	44,750	
Native Hawaiian and Other Pacific Islander Alone	0	
Some Other Race Alone	22,500	
Two or More Races	30,698	
Hispanic or Latino	34,545	
Not Hispanic or Latino	44,587	

© 2011 The Nielsen Company. All rights reserved.

Pop-Facts: Demographic Quick Facts 2010 Report

29579-Myrtle Beach, HC

Appendix: Area Listing

Area Name:

Type: List - Area ZIP Codes Reporting Detail: Aggregate Reporting Level: Area ZIP Codes

Geography Code	Geography Name	Geography Code	Geography Name
29579	Myrtle Beach		

Project Information:

Site: 1

Order Number: 969406275

© 2011 The Nielsen Company. All rights reserved.

Area Map

Prepared For: 29580 - Nesmith, WC

Order #: 969406304
Site: 01

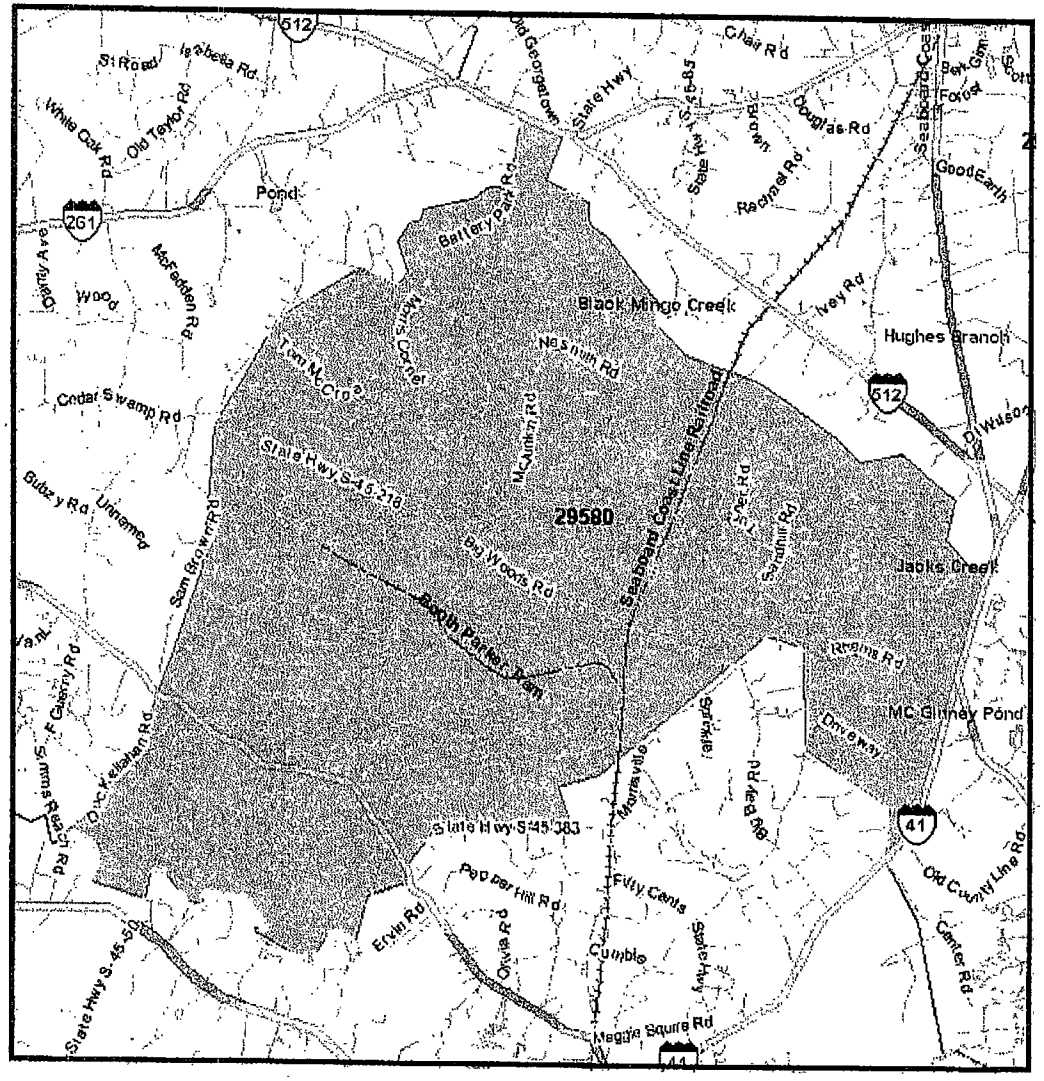

Zip Code
See Appendix for Geographies

- Interstate Highways
- US Highways
- State Highways
- Major Highways
- Major Roads
- Roads
- Railroads
- Landmarks
- Parks
- Hydrography
- Airports
- Zip Code
- State
- Ocean

0 miles 1.75 3.49

N W E S

R003102

0474

© 2011 The Nielsen Company. All rights reserve

Appendix: Area Listing

Area Name:

Type: List - Area ZIP Codes

Geography Code	Geography Name	Geography Code	Geography Name
29580	Nesmith		

nielsen

Prepared on: January 1, 2011

© 2011 The Nielsen Company. All rights reserve

Nielsen Solution Center 1 800 866 6511

SiteReports

Pop-Facts: Demographic Quick Facts 2010 Report

29580 - Nesmith, WC

ZIP, (see appendix for geographies), aggregate

Description	Total ZIP	%
Population		
2015 Projection	1,601	
2010 Estimate	1,605	
2000 Census	1,666	
1990 Census	1,613	
Growth 1990 - 2000	3.29%	
Households		
2015 Projection	598	
2010 Estimate	584	
2000 Census	565	
1990 Census	475	
Growth 1990 - 2000	18.95%	
2010 Est. Population by Single Classification Race	1,605	
White Alone	322	20.06
Black or African American Alone	1,256	78.26
American Indian and Alaska Native Alone	3	0.19
Asian Alone	8	0.50
Native Hawaiian and Other Pacific Islander Alone	0	0.00
Some Other Race Alone	1	0.06
Two or More Races	15	0.93
2010 Est. Population Hispanic or Latino	1,605	
Hispanic or Latino	9	0.56
Not Hispanic or Latino	1,596	99.44
2010 Tenure of Occupied Housing Units	584	
Owner Occupied	445	76.20
Renter Occupied	139	23.80
2010 Average Household Size	2.75	

© 2011 The Nielsen Company. All rights reserved.

Pop-Facts: Demographic Quick Facts 2010 Report

29580 - Nesmith, WC

ZIP, (see appendix for geographies), aggregate

Description	Total ZIP	%
2010 Est. Households by Household Income	584	
Income Less than $15,000	152	26.03
Income $15,000 - $24,999	133	22.77
Income $25,000 - $34,999	73	12.50
Income $35,000 - $49,999	96	16.44
Income $50,000 - $74,999	96	16.44
Income $75,000 - $99,999	26	4.45
Income $100,000 - $124,999	4	0.68
Income $125,000 - $149,999	3	0.51
Income $150,000 - $199,999	1	0.17
Income $200,000 - $499,999	0	0.00
Income $500,000 and over	0	0.00
2010 Est. Average Household Income	$33,027	
2010 Est. Median Household Income	$26,014	
0 Est. Per Capita Income	$12,006	
2010 Median HH Inc by Single Race Class or Ethn		
White Alone	33,167	
Black or African American Alone	23,088	
American Indian and Alaska Native Alone	36,250	
Asian Alone	87,500	
Native Hawaiian and Other Pacific Islander Alone	0	
Some Other Race Alone	30,000	
Two or More Races	25,000	
Hispanic or Latino	40,000	
Not Hispanic or Latino	25,946	

© 2011 The Nielsen Company. All rights reserved.

Pop-Facts: Demographic Quick Facts 2010 Report

29580 - Nesmith, WC

Appendix: Area Listing

Area Name:

Type: List - Area ZIP Codes Reporting Detail: Aggregate Reporting Level: Area ZIP Codes

Geography Code	Geography Name	Geography Code	Geography Name
29580	Nesmith		

Project Information:

Site: 1

Order Number: 969406304

© 2011 The Nielsen Company. All rights reserved.

Area Map

Prepared For: 29581-Nichols, HC

Order #: 969406279
Site: 01

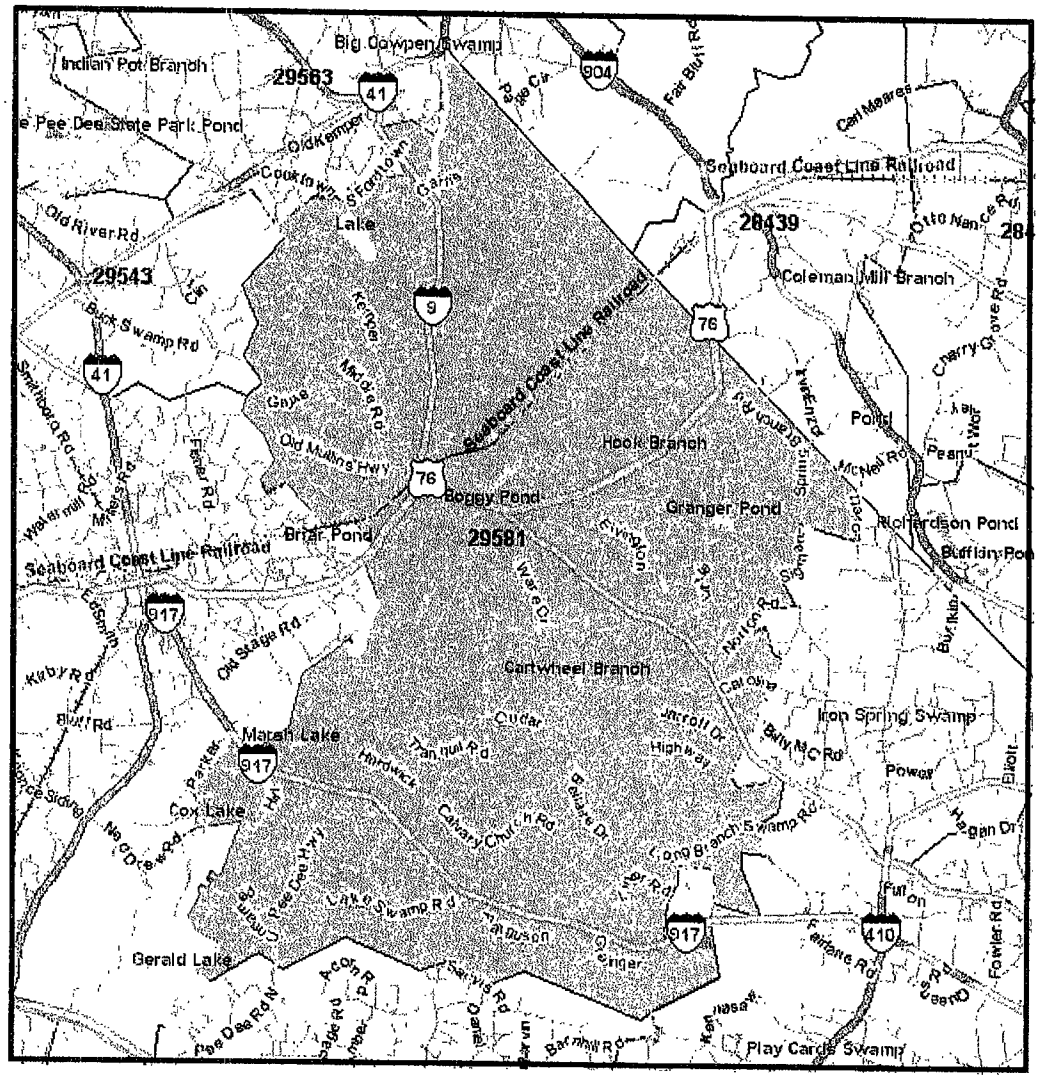

Zip Code
See Appendix for Geographies

- Interstate Highways
- US Highways
- State Highways
- Major Highways
- Major Roads
- Roads
- Railroads
- Landmarks
- Parks
- Hydrography
- Airports
- Zip Code
- State
- Ocean

0 miles 2.13 4.32

N W E S

R003107

0479

© 2011 The Nielsen Company. All rights reserve

Prepared For: 29581-Nichols, HC

Order #: 969406279
Site: 01

Appendix: Area Listing

Area Name:

Type: List - Area ZIP Codes

Geography Code	Geography Name	Geography Code	Geography Name
29581	Nichols		

R003108

0480

© 2011 The Nielsen Company. All rights reserve

Pop-Facts: Demographic Quick Facts 2010 Report

29581-Nichols, HC

ZIP, (see appendix for geographies), aggregate

Description	Total ZIP	%
Population		
2015 Projection	4,970	
2010 Estimate	4,871	
2000 Census	5,028	
1990 Census	4,851	
Growth 1990 - 2000	3.65%	
Households		
2015 Projection	2,071	
2010 Estimate	2,002	
2000 Census	1,976	
1990 Census	1,801	
Growth 1990 - 2000	9.72%	
2010 Est. Population by Single Classification Race	4,871	
White Alone	3,192	65.53
Black or African American Alone	1,543	31.68
American Indian and Alaska Native Alone	20	0.41
Asian Alone	4	0.08
Native Hawaiian and Other Pacific Islander Alone	0	0.00
Some Other Race Alone	47	0.96
Two or More Races	65	1.33
2010 Est. Population Hispanic or Latino	4,871	
Hispanic or Latino	140	2.87
Not Hispanic or Latino	4,731	97.13
2010 Tenure of Occupied Housing Units	2,002	
Owner Occupied	1,455	72.68
Renter Occupied	547	27.32
2010 Average Household Size	2.43	

© 2011 The Nielsen Company. All rights reserved.

Pop-Facts: Demographic Quick Facts 2010 Report

29581-Nichols, HC

ZIP, (see appendix for geographies), aggregate

Description	Total ZIP	%
2010 Est. Households by Household Income	2,002	
Income Less than $15,000	429	21.43
Income $15,000 - $24,999	287	14.34
Income $25,000 - $34,999	270	13.49
Income $35,000 - $49,999	298	14.89
Income $50,000 - $74,999	388	19.38
Income $75,000 - $99,999	129	6.44
Income $100,000 - $124,999	83	4.15
Income $125,000 - $149,999	58	2.90
Income $150,000 - $199,999	33	1.65
Income $200,000 - $499,999	22	1.10
Income $500,000 and over	5	0.25
2010 Est. Average Household Income	$48,429	
2010 Est. Median Household Income	$35,778	
2010 Est. Per Capita Income	$19,896	
2010 Median HH Inc by Single Race Class or Ethn		
White Alone	42,868	
Black or African American Alone	25,850	
American Indian and Alaska Native Alone	40,625	
Asian Alone	0	
Native Hawaiian and Other Pacific Islander Alone	0	
Some Other Race Alone	13,125	
Two or More Races	44,375	
Hispanic or Latino	23,571	
Not Hispanic or Latino	35,922	

© 2011 The Nielsen Company. All rights reserved.

Pop-Facts: Demographic Quick Facts 2010 Report

29581-Nichols, HC

Appendix: Area Listing

Area Name:

Type: List - Area ZIP Codes Reporting Detail: Aggregate Reporting Level: Area ZIP Codes

Geography Code	Geography Name	Geography Code	Geography Name
29581	Nichols		

Project Information:

Site: 1

Order Number: 969406279

© 2011 The Nielsen Company. All rights reserved.

Area Map

Prepared For: 29582-North Myrtle Beach, HC

Order #: 969406277
Site: 01

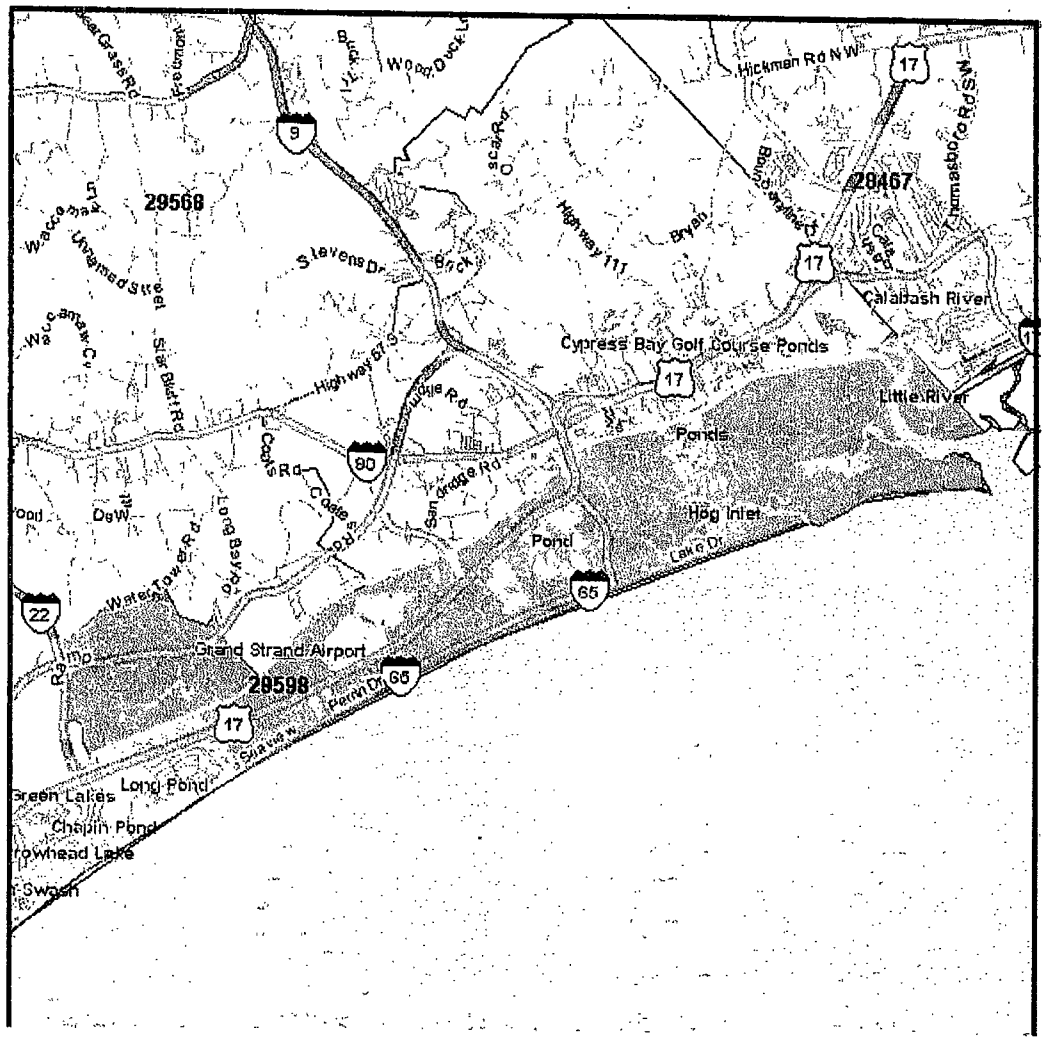

Zip Code
See Appendix for Geographies

- Interstate Highways
- US Highways
- State Highways
- Major Highways
- Major Roads
- Roads
- Railroads
- Landmarks
- Parks
- Hydrography
- Airports
- Zip Code
- State
- Ocean

0 miles 1.47 2.94

N W E S

R003112

0484

Prepared For: 29582-North Myrtle Beach, HC

Order #: 969406277
Site: 01

Appendix: Area Listing

Area Name:

Type: List - Area ZIP Codes

Geography Code	Geography Name	Geography Code	Geography Name
29582	North Myrtle Beach		

R003113

0485

© 2011 The Nielsen Company. All rights reserve

Pop-Facts: Demographic Quick Facts 2010 Report

29582-North Myrtle Beach, HC

ZIP, (see appendix for geographies), aggregate

Description	Total ZIP	%
Population		
2015 Projection	23,377	
2010 Estimate	20,345	
2000 Census	13,049	
1990 Census	10,260	
Growth 1990 - 2000	27.18%	
Households		
2015 Projection	11,610	
2010 Estimate	9,950	
2000 Census	6,199	
1990 Census	4,673	
Growth 1990 - 2000	32.66%	
2010 Est. Population by Single Classification Race	20,345	
White Alone	17,959	88.27
Black or African American Alone	1,314	6.46
American Indian and Alaska Native Alone	99	0.49
Asian Alone	197	0.97
Native Hawaiian and Other Pacific Islander Alone	18	0.09
Some Other Race Alone	435	2.14
Two or More Races	323	1.59
2010 Est. Population Hispanic or Latino	20,345	
Hispanic or Latino	820	4.03
Not Hispanic or Latino	19,525	95.97
2010 Tenure of Occupied Housing Units	9,950	
Owner Occupied	7,150	71.86
Renter Occupied	2,800	28.14
2010 Average Household Size	2.04	

© 2011 The Nielsen Company. All rights reserved.

Pop-Facts: Demographic Quick Facts 2010 Report

29582-North Myrtle Beach, HC

ZIP, (see appendix for geographies), aggregate

Description	Total ZIP	%
2010 Est. Households by Household Income	9,950	
Income Less than $15,000	1,190	11.96
Income $15,000 - $24,999	1,290	12.96
Income $25,000 - $34,999	1,407	14.14
Income $35,000 - $49,999	1,916	19.26
Income $50,000 - $74,999	1,903	19.13
Income $75,000 - $99,999	960	9.65
Income $100,000 - $124,999	544	5.47
Income $125,000 - $149,999	294	2.95
Income $150,000 - $199,999	197	1.98
Income $200,000 - $499,999	219	2.20
Income $500,000 and over	30	0.30
2010 Est. Average Household Income	$58,083	
2010 Est. Median Household Income	$43,517	
0 Est. Per Capita Income	$28,404	
2010 Median HH Inc by Single Race Class or Ethn		
White Alone	44,623	
Black or African American Alone	24,882	
American Indian and Alaska Native Alone	45,000	
Asian Alone	39,038	
Native Hawaiian and Other Pacific Islander Alone	31,667	
Some Other Race Alone	45,950	
Two or More Races	28,594	
Hispanic or Latino	37,661	
Not Hispanic or Latino	43,613	

© 2011 The Nielsen Company. All rights reserved.

Pop-Facts: Demographic Quick Facts 2010 Report

29582-North Myrtle Beach, HC

Appendix: Area Listing

Area Name:

Type: List - Area ZIP Codes Reporting Detail: Aggregate Reporting Level: Area ZIP Codes

Geography Code	Geography Name	Geography Code	Geography Name
29582	North Myrtle Beach		

Project Information:

Site: 1

Order Number: 969406277

© 2011 The Nielsen Company. All rights reserved.

Area Map

Prepared For: 29585-Pawleys Island

Order #: 969406230
Site: 01

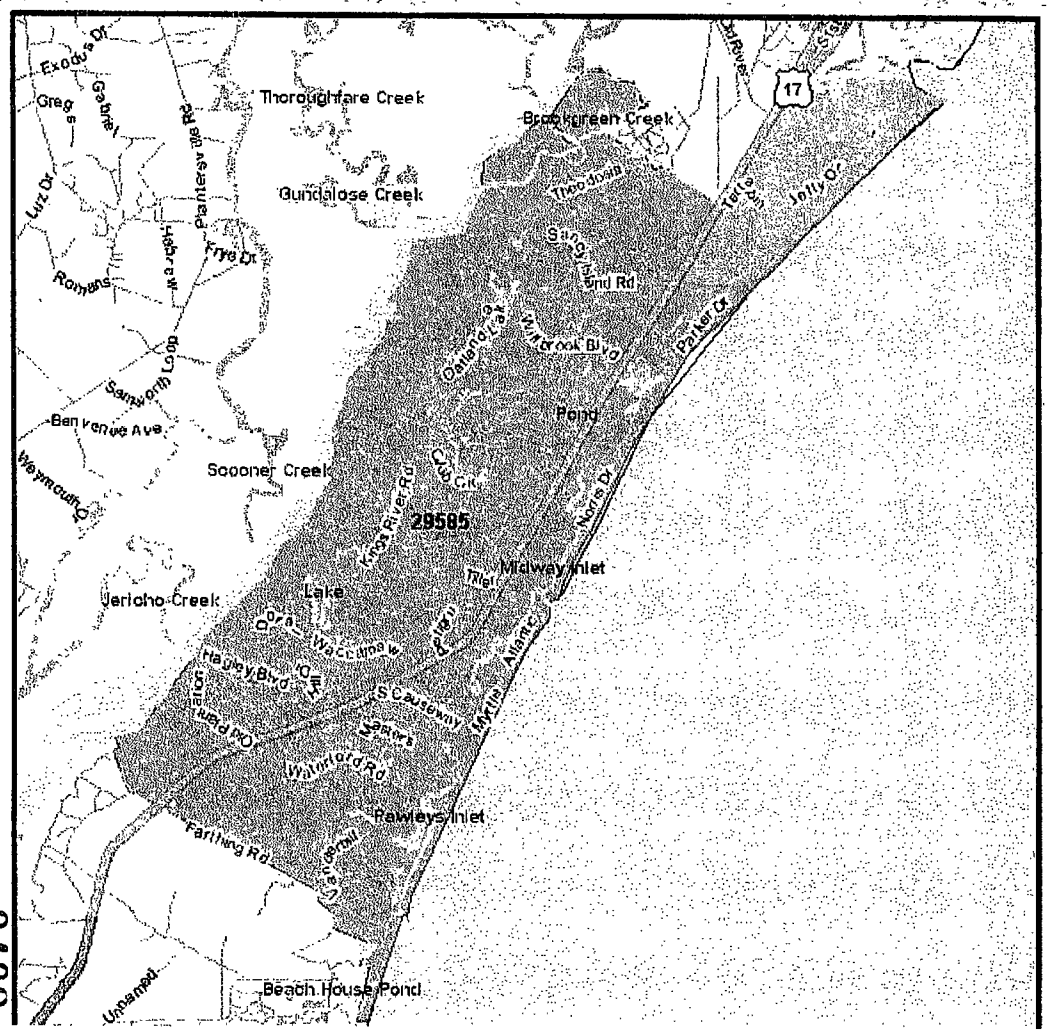

Zip Code
See Appendix for Geographies

- Interstate Highways
- US Highways
- State Highways
- Major Highways
- Major Roads
- Roads
- Railroads
- Landmarks
- Parks
- Hydrography
- Airports
- Zip Code
- State
- Ocean

0 miles 1.19 2.38

N W E S

0489

R003117

Appendix: Area Listing

Area Name:

Type: List - Area ZIP Codes

Geography Code	Geography Name	Geography Code	Geography Name
29585	Pawleys Island		

R003118

0490

© 2011 The Nielsen Company. All rights reserve

Pop-Facts: Census Demographic Quick Facts 2010 Report

29585-Pawleys Island

ZIP, (see appendix for geographies), aggregate

Description	Total ZIP	%
Population		
2000 Census	10,288	
1990 Census	5,194	
Growth 1990 - 2000	98.07%	
Household		
2000 Census	4,525	
1990 Census	2,118	
Growth 1990 - 2000	113.64%	
2000 Est. Population by Single Classification Race	10,288	
White Alone	8,728	84.84
Black or African American Alone	1,462	14.21
American Indian and Alaska Native Alone	13	0.13
Asian Alone	24	0.23
Native Hawaiian and Other Pacific Islander Alone	3	0.03
Some Other Race Alone	16	0.16
Two or More Races	42	0.41
2000 Est. Population Hispanic or Latino	10,288	
Hispanic or Latino	65	0.63
Not Hispanic or Latino	10,223	99.37
2000 Tenure of Occupied Housing Units	4,525	
Owner Occupied	3,798	83.93
Renter Occupied	727	16.07
2000 Average Household Size	2.26	

© 2011 The Nielsen Company. All rights reserved.

Pop-Facts: Census Demographic Quick Facts 2010 Report

29585-Pawleys Island

Appendix: Area Listing

Area Name:

Type: List - Area ZIP Codes Reporting Detail: Aggregate Reporting Level: Area ZIP Codes

Geography Code	Geography Name	Geography Code	Geography Name
29585	Pawleys Island		

Project Information:

Site: 1

Order Number: 969406230

© 2011 The Nielsen Company. All rights reserved.

Area Map

Prepared For: 29588-Myrtle Beach, HC

Order #: 969406281
Site: 01

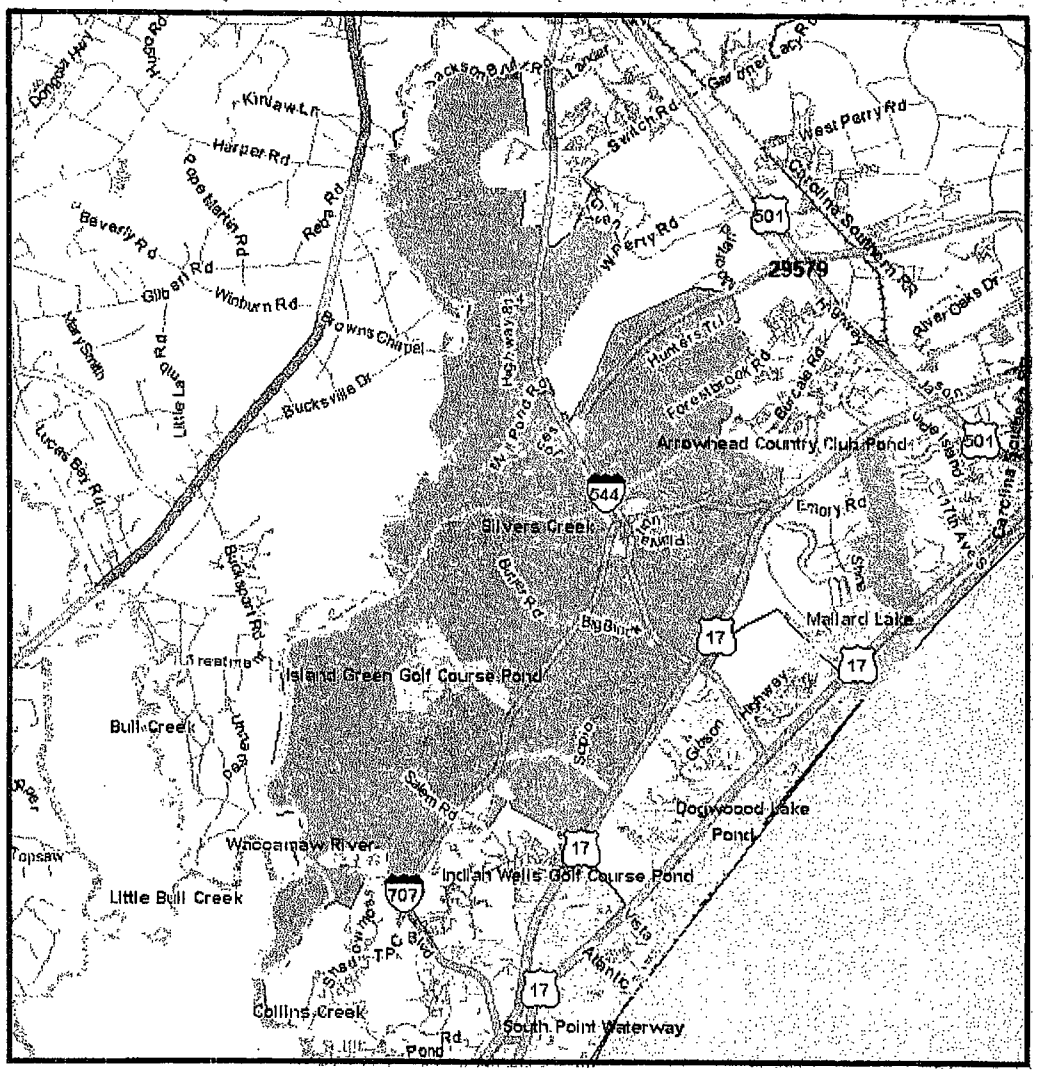

Zip Code
See Appendix for Geographies

- Interstate Highways
- US Highways
- State Highways
- Major Highways
- Major Roads
- Roads
- Railroads
- Landmarks
- Parks
- Hydrography
- Airports
- Zip Code
- State
- Ocean

0 miles 1.62 3.23

N W E S

© 2011 The Nielsen Company. All rights reserve

Appendix: Area Listing

Area Name:

Type: List - Area ZIP Codes

Geography Code	Geography Name	Geography Code	Geography Name
29588	Myrtle Beach		

R003122

0494

© 2011 The Nielsen Company. All rights reserve

Pop-Facts: Demographic Quick Facts 2010 Report

29588-Myrtle Beach, HC

ZIP, (see appendix for geographies), aggregate

Description	Total ZIP	%
Population		
2015 Projection	39,462	
2010 Estimate	34,383	
2000 Census	22,257	
1990 Census	13,599	
Growth 1990 - 2000	63.67%	
Households		
2015 Projection	16,340	
2010 Estimate	14,076	
2000 Census	8,747	
1990 Census	5,036	
Growth 1990 - 2000	73.69%	
2010 Est. Population by Single Classification Race	34,383	
White Alone	29,308	85.24
Black or African American Alone	2,720	7.91
American Indian and Alaska Native Alone	98	0.29
Asian Alone	590	1.72
Native Hawaiian and Other Pacific Islander Alone	31	0.09
Some Other Race Alone	991	2.88
Two or More Races	645	1.88
2010 Est. Population Hispanic or Latino	34,383	
Hispanic or Latino	2,302	6.70
Not Hispanic or Latino	32,081	93.30
2010 Tenure of Occupied Housing Units	14,076	
Owner Occupied	10,329	73.38
Renter Occupied	3,747	26.62
2010 Average Household Size	2.44	

© 2011 The Nielsen Company. All rights reserved.

Pop-Facts: Demographic Quick Facts 2010 Report

29588-Myrtle Beach, HC

ZIP, (see appendix for geographies), aggregate

Description	Total ZIP	%
2010 Est. Households by Household Income	14,076	
Income Less than $15,000	1,228	8.72
Income $15,000 - $24,999	1,366	9.70
Income $25,000 - $34,999	1,840	13.07
Income $35,000 - $49,999	2,731	19.40
Income $50,000 - $74,999	3,550	25.22
Income $75,000 - $99,999	1,721	12.23
Income $100,000 - $124,999	996	7.08
Income $125,000 - $149,999	331	2.35
Income $150,000 - $199,999	226	1.61
Income $200,000 - $499,999	73	0.52
Income $500,000 and over	14	0.10
2010 Est. Average Household Income	$57,104	
2010 Est. Median Household Income	$49,300	
0 Est. Per Capita Income	$23,447	
2010 Median HH Inc by Single Race Class or Ethn		
White Alone	50,687	
Black or African American Alone	32,087	
American Indian and Alaska Native Alone	36,875	
Asian Alone	37,115	
Native Hawaiian and Other Pacific Islander Alone	46,250	
Some Other Race Alone	51,302	
Two or More Races	52,616	
Hispanic or Latino	33,810	
Not Hispanic or Latino	49,697	

© 2011 The Nielsen Company. All rights reserved.

Pop-Facts: Demographic Quick Facts 2010 Report

29588-Myrtle Beach, HC

Appendix: Area Listing

Area Name:

Type: List - Area ZIP Codes Reporting Detail: Aggregate Reporting Level: Area ZIP Codes

Geography Code	Geography Name	Geography Code	Geography Name
29588	Myrtle Beach		

Project Information:

Site: 1

Order Number: 969406281

© 2011 The Nielsen Company. All rights reserved.

Area ap

Prepared For: 29590 - Salters, WC

Order #: 969406298
Site: 01

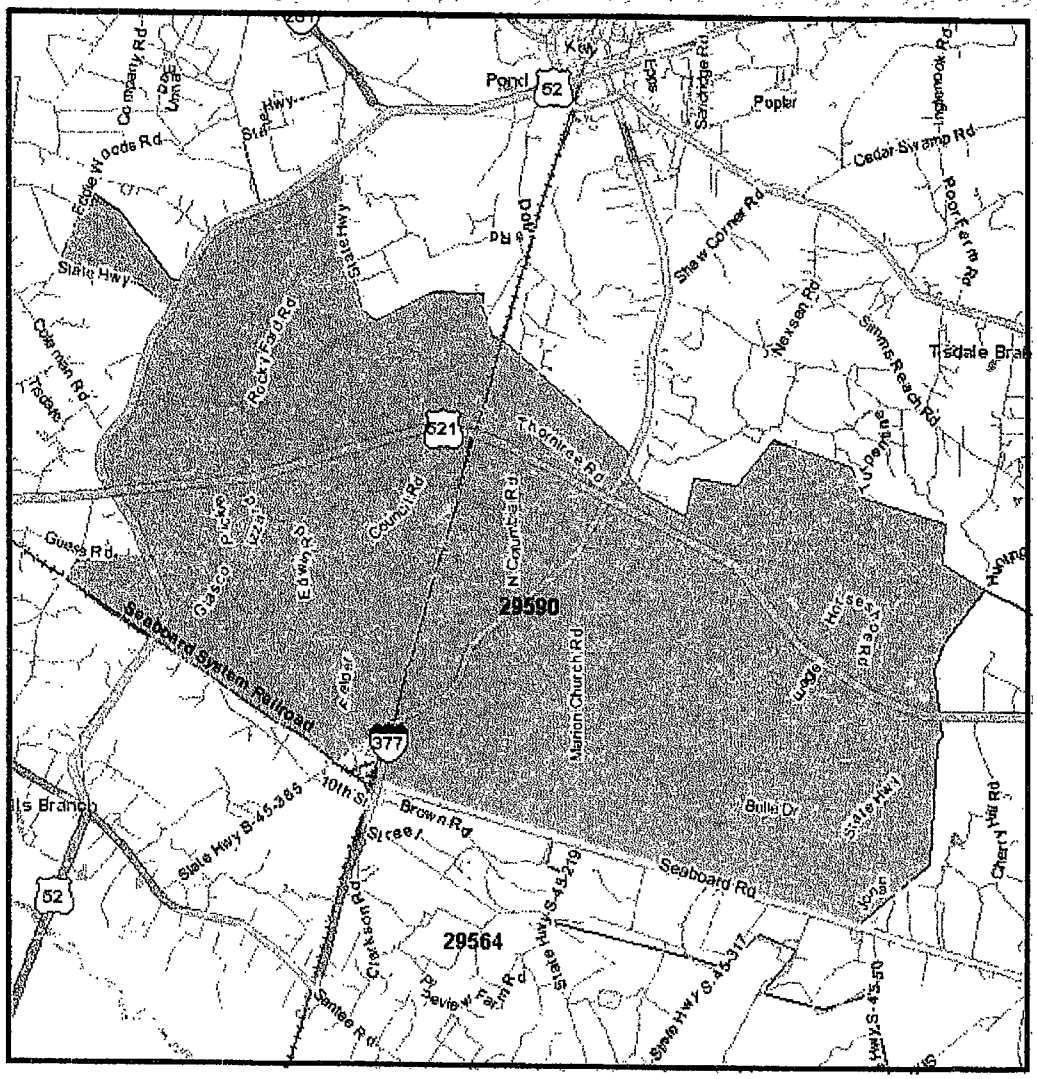

Zip Code
See Appendix for Geographies

- Interstate Highways
- US Highways
- State Highways
- Major Highways
- Major Roads
- Roads
- Railroads
- Landmarks
- Parks
- Hydrography
- Airports
- Zip Code
- State
- Ocean

0 miles 1.45 2.9

N W E S

© 2011 The Nielsen Company. All rights reserve

R003126

0498

Appendix: Area Listing

Area Name:

Type: List - Area ZIP Codes

Geography Code	Geography Name	Geography Code	Geography Name
29590	Salters		

R003127

0499

© 2011 The Nielsen Company. All rights reserve

Pop-Facts: Demographic Quick Facts 2010 Report

29590 - Salters, WC

ZIP, (see appendix for geographies), aggregate

Description	Total ZIP	%
Population		
2015 Projection	2,403	
2010 Estimate	2,535	
2000 Census	2,963	
1990 Census	2,984	
Growth 1990 - 2000	-0.70%	
Households		
2015 Projection	952	
2010 Estimate	984	
2000 Census	1,078	
1990 Census	991	
Growth 1990 - 2000	8.78%	
2010 Est. Population by Single Classification Race	2,535	
White Alone	216	8.52
Black or African American Alone	2,309	91.08
American Indian and Alaska Native Alone	3	0.12
Asian Alone	0	0.00
Native Hawaiian and Other Pacific Islander Alone	0	0.00
Some Other Race Alone	0	0.00
Two or More Races	7	0.28
2010 Est. Population Hispanic or Latino	2,535	
Hispanic or Latino	9	0.36
Not Hispanic or Latino	2,526	99.64
2010 Tenure of Occupied Housing Units	984	
Owner Occupied	615	62.50
Renter Occupied	369	37.50
2010 Average Household Size	2.57	

© 2011 The Nielsen Company. All rights reserved.

Pop-Facts: Demographic Quick Facts 2010 Report

29590 - Salters, WC

ZIP, (see appendix for geographies), aggregate

Description	Total ZIP	%
2010 Est. Households by Household Income	984	
Income Less than $15,000	343	34.86
Income $15,000 - $24,999	165	16.77
Income $25,000 - $34,999	134	13.62
Income $35,000 - $49,999	142	14.43
Income $50,000 - $74,999	131	13.31
Income $75,000 - $99,999	42	4.27
Income $100,000 - $124,999	19	1.93
Income $125,000 - $149,999	0	0.00
Income $150,000 - $199,999	2	0.20
Income $200,000 - $499,999	5	0.51
Income $500,000 and over	1	0.10
2010 Est. Average Household Income	$32,467	
2010 Est. Median Household Income	$24,006	
2010 Est. Per Capita Income	$12,706	
2010 Median HH Inc by Single Race Class or Ethn		
White Alone	48,558	
Black or African American Alone	21,847	
American Indian and Alaska Native Alone	20,000	
Asian Alone	0	
Native Hawaiian and Other Pacific Islander Alone	0	
Some Other Race Alone	0	
Two or More Races	7,500	
Hispanic or Latino	20,000	
Not Hispanic or Latino	24,030	

© 2011 The Nielsen Company. All rights reserved.

Pop-Facts: Demographic Quick Facts 2010 Report

29590 - Salters, WC

Appendix: Area Listing

Area Name:

Type: List - Area ZIP Codes Reporting Detail: Aggregate Reporting Level: Area ZIP Codes

Geography Code	Geography Name	Geography Code	Geography Name
29590	Salters		

Project Information:

Site: 1

Order Number: 969406298

© 2011 The Nielsen Company. All rights reserved.

D H E C

PROMOTE PROTECT PROSPER

South Carolina Department of Health and Environmental Control

INVOICE FOR SERVICES

Bureau of Financial Management / Sims/Aycock Building
2600 Bull St, Columbia, South Carolina 29201

Invoice No.

PC07533-3

Invoice To:
CAROLINA REGIONAL CANCER CTR., LLC - CONWAY
ATTN: PATRICIA PRICE, REGIONAL ADMINISTRATOR
4708 OLEANDER DR
MYRTLE BEACH, SC 29577-

Ship To:
S.C. DHEC
Attention: Bureau of Financial Management
2600 Bull Street
Columbia, South Carolina 29201

Date:	Terms:	Department Name	Order Filled By:
3/10/2011	**DUE UPON RECEIPT**	Planning and Programs	BRIGGSBW

Description of Services: CAROLINA REGIONAL CANCER CTR. - CONWAY - FOR THE PURCHASE AND INSTALLATION OF AN ADDITIONAL LINEAR ACCELERATOR IN A NEW OFFICE OF AN EXISTING PROVIDER - CON FILING FEE

Qnty	Unit Description	Loc	Organ.	Fund	Account	Analytical	Unit Price	Amount
1	CON FILING FEE CK#11013	400	402011	428015	4486701	0000000	$500.00	$500.00
							Total:	$500.00

Payment can be made by credit card by completing the below form or by visiting www.scdhec.com and clicking on Invoice Payment under the Quick Links.

Name as it appears on credit card _____ Telephone Number _____

Mailing Address _____

Master Card / Visa / Discover

Type of card (circle one) _____ Credit Card Number _____

Expiration Date _____ Signature _____

0503

Note: Make checks payable to South Carolina Department of Health and Environmental Control, remit to above address to the Attention of: Bureau of Financial Management

R003131

ORIGINAL DOCUMENT PRINTED ON CHEMICAL REACTIVE PAPER WITH MICROPRINTED BORDER

CAROLINA REGIONAL CANCER CENTER, LLC
2234 Colonial Blvd
Fort Myers, FL 33907
USA

WACHOVIA BANK
FT MYERS, FL

No. 0000011013

63-643/670

DATE
2/23/2011

AMOUNT
**********500.00

PAY Five hundred and xx / 100 Dollars

TO THE ORDER OF
SC DHEC
ATTN: BUREAU OF BUDGETS & FINANCE
P.O. BOX 100103
COLUMBIA, SC 29202-3103
USA

RECEIVED
MAR 10 2011
BUDGETS AND DEVELOPMENT

AUTHORIZED SIGNATURE

PC07533-3

THIS DOCUMENT CONTAINS HEAT SENSITIVE INK. TOUCH OR PRESS HERE. RED IMAGE DISAPPEARS WITH HEAT.

0504

R003132

1103112

NA 3/24/11 CS

LEVITT healthcare affiliates

March 9, 2011

VIA FAX # 803/898-3876

Copied 3/31/11 CS

Mr. Jody Hamm
Office of Freedom of Information
DHEC
2600 Bull Street
Columbia, SC 29201

Rec'd 3/28/11 BB

Dear Mr. Hamm:

I would like to obtain a copy of the entire CON application and associated file for the following projects:

a. Carolina Regional Cancer Center, LLC to relocate and replace one of its existing linear accelerators from its main office in Myrtle Beach to a new cancer treatment center to be constructed near Courtfield Drive and Old Kings Highway in Murrells Inlet.

b. Carolina Regional Cancer Center, LLC to develop a new freestanding linear accelerator in Conway.

c. North Strand Radiation Oncology Center to develop a new freestanding linear accelerator in Little River.

This is a time sensitive matter so any efforts to expedite are greatly appreciated. In order to expedite this request, **please ship the material as soon as it has been copied and notify me at 404-315-9011.** Please include an invoice and we will remit payment immediately. Please ship the information to the following address:

David S. Levitt, Managing Partner
Levitt Healthcare Affiliates
9 River Place
Beaufort, SC 29906

If you have any questions regarding this request, please call me at 404/315-9011. Thank you very much for your assistance.

TO: COD 3/24/11 CS

Sincerely,

David Levitt

David S. Levitt
Managing Partner

Cc: Beverly Brandt, DHEC

RECEIVED
MAR 1 1 2011
Freedom of Information Office

1778 Emory Ridge Drive, Atlanta, Georgia 30329
9 River Place, Beaufort, South Carolina 29906
404 315.9011 (office) 404.315.1071 (fax) 404.964 2658 (mobile)
david levitt@levitthealthcare.com

0505

DEPARTMENT OF HEALTH AND ENVIRONMENTAL CONTROL

In accordance with Section 44-7-200(D), Code of Laws of South Carolina, the public is hereby notified that a Certificate of Need application has been accepted for filing and publication March 25, 2011, for the following project(s). After the application is deemed complete, affected persons will be notified that the review cycle has begun. For further information, please contact Mrs. Sarah "Sallie" C. Harrell, Division of Planning and Certification of Need, 2600 Bull St., Columbia, SC 29201 at (803) 545-4200.

Affecting Anderson County

Addition of ten (10) comprehensive rehabilitation beds for a total of fifty-five (55) comprehensive rehabilitation beds
AnMed Enterprises, Inc./HealthSouth, LLC d/b/a AnMed Health and Rehabilitation Hospital
Anderson, South Carolina
Project Cost: $160,000

Establishment of a Home Health Agency restricted to the provision of pediatric home health services in Anderson County to children eighteen (18) years of age and younger
HomeChoice Partners, Inc.
Duncan, South Carolina
Project Cost: $2,280

Affecting Greenville County

Conversion of twenty-two (22) existing institutional nursing home beds to community nursing home beds for a total of forty-four (44) community nursing home beds, which will not participate in the Medicaid (Title XIX) Program
Banyan Greenville Nursing Services, LLC d/b/a Linville Courts at the Cascades Verdae
Greenville, South Carolina
Project Cost: $25,000

Affecting Greenwood County

Construction for the addition of eight (8) rehabilitation beds for a total of forty-two (42) rehabilitation beds and twelve (12) nursing care beds
Greenwood Regional Rehabilitation Hospital
Greenwood, South Carolina
Project Cost: $1,905,939

Affecting Horry County

Addition of one (1) dedicated electrophysiology (EP) laboratory to be housed in shell space, to be upfitted as a part of this project, approved in CON SC-07-45
Grand Strand Regional Medical Center
Myrtle Beach, South Carolina
Project Cost: $3,065,231

Construction for the relocation and replacement of an existing linear accelerator from the existing location of Carolina Regional Cancer Center in Myrtle Beach to a new cancer treatment center to be constructed in Murrells Inlet
Carolina Regional Cancer Center
Murrells Inlet, South Carolina
Total Project Cost: $7,993,972

Affecting Spartanburg County

Establishment of a Home Health Agency restricted to the provision of pediatric home health services in Spartanburg County to children eighteen (18) years of age and younger
HomeChoice Partners, Inc.
Duncan, South Carolina
Project Cost: $2,280

Affecting York County

Establishment of a Home Health Agency restricted to the provision of pediatric home health services in York County to children eighteen (18) years of age and younger
HomeChoice Partners, Inc.
Duncan, South Carolina
Project Cost: $2,280

In accordance with Section 44-7-210(A), Code of Laws of South Carolina, and S.C. DHEC Regulation 61-15, the public and affected persons are hereby notified that for the following projects, applications have been deemed complete, and the review cycle has begun. A proposed decision will be made as early as 30 days, but no later than 120 days, from March 25, 2011. "Affected persons" have 30 days from the above date to submit comments or requests for a public hearing to Mr. Les W. Shelton, Division of Planning and Certification of Need, 2600 Bull Street, Columbia, S.C. 29201. If a public hearing is timely requested, the Department's decision will be made after the public hearing, but no later than 150 days from the above date. For further information call (803) 545-4200.

Affecting Beaufort County

Establishment of a home health agency restricted to serve Beaufort County
SJC Home Health Services - Lowcountry
(St. Joseph's/Candler Home Health Services-Lowcountry)
Bluffton, South Carolina
Project Cost: $241,086.04

Affecting Charleston County

Development of a fifty-nine (59) bed replacement facility in the former East Cooper Regional Medical Center location at 1200 Johnnie Dodds Boulevard, Mount Pleasant, SC by renovating the former East Cooper facility and relocating the existing Kindred facility; there will be no change in bed complement or medical services
Kindred Hospital Charleston
Mount Pleasant, South Carolina
Project Cost: $29,944,000

Addition of a thirty-five (35) skilled nursing unit to be co-located in the former East Cooper Regional Medical Center location at 1200 Johnnie Dodds Boulevard, Mount Pleasant, SC, which will not participate in the Medicaid (Title XIX) Program
Kindred Hospital Charleston Subacute Unit
Mount Pleasant, South Carolina
Project Cost: $3,250,000

Establishment of a freestanding Ambulatory Surgery Facility (ASF) with two (2) endoscopy rooms restricted to endoscopy procedures only.
The Colorectal EndoSurgery Institute of the Carolinas, LLC
Mount Pleasant, South Carolina
Project Cost: $2,724,710

Affecting Spartanburg County

Construction of a free standing inpatient rehabilitation facility with twenty-eight (28) rehabilitation beds and twelve (12) nursing care beds which will not participate in the Medicaid (Title XIX) program for a total of forty (40) beds.
Spartanburg Rehabilitation Institute
Spartanburg, South Carolina
Project Cost: $18,375,185

DEPARTMENT OF HEALTH AND ENVIRONMENTAL CONTROL

ERRATA

This errata corrects a notice that was published February 25, 2011, which contained an error in the project reference affecting Florence County.

Affecting Florence County

Construction for the replacement of a linear accelerator
QHG of South Carolina, Inc. d/b/a Carolinas Hospital System
Florence, South Carolina
Project Cost: $8,396,807

STRATEGICDIRECTIONS

Sam Tolbert
115 Parkwood Road
Greenwood, SC 29646

Phone: 864.992.0084
Fax: 803.753.9688 (electronic fax service)
Email: STolbert@StrategicDirectionsInc.com

April 2, 2011

Beverly Brandt
Bureau of Health Facilities and Services Development
South Carolina Department of Health and Environmental Control
Heritage Building, Suite 201
1777 St. Julian Place
Columbia, SC 29204

Subject: CON Application for the purchase and installation of a linear accelerator for a new cancer treatment center to be established in an existing medical office building in Conway, SC; Carolina Regional Cancer Center, LLC; Conway, SC

Dear Ms. Brandt:

We recently submitted a Certificate of Need Application for Carolina Regional Cancer Center, LLC to purchase and install a linear accelerator for a new cancer treatment center in an existing medical office building in Conway, SC. On their behalf, I am submitting the following to be included in the application:

A. Letter from Doug White, CEO of Grand Strand Regional Medical Center. This letter should be placed in Exhibit 16 (Letters to Area Hospitals Requesting Transfer Agreements).
B. Letters of support from area physicians. Included are 19 additional letters of support from the medical community.
C. Letters of support from the community. Included are three additional letters from the community.

Please let me know if you have any questions or need any clarification.

Respectfully submitted,

Sam Tolbert

Sam Tolbert

cc: Patricia Price
Wade Mullins

APR - 4 2011

0510

ATTACHMENT A

Letter from Doug White, CEO
Grand Strand Regional Medical Center
Exhibit 16

Life is a gift. Live it *well.*®

Grand Strand
Regional Medical Center

March 4, 2011

Patricia Price
Regional Administrator
Carolina Regional Cancer Center
21st Century Oncology
4700 Oleander Drive
Myrtle Beach, SC 29577

Dear Sissy:

Thank you for your February 15 letter requesting a transfer agreement between our two facilities. As we discussed, we are also submitting a certificate of need application to provide radiation therapy services on property adjacent to the hospital's campus. Please draft the letter that you need for your application and provide it to me. I will promptly execute and send the letter on our letterhead back to you.

Thank you!

Sincerely,

Doug White
Chief Executive Officer

0512

809 82nd Parkway Myrtle Beach, SC 29572 grandstrandmed.com Phone 843.692.1000

D H E C

PROMOTE PROTECT PROSPER

C. Earl Hunter, Commissioner

Promoting and protecting the health of the public and the environment.

April 5, 2011

Sam Tolbert
Strategic Directions, Inc.
115 Parkwood Road
Greenwood, SC 29646

RE: Purchase and installation of a linear accelerator for a new cancer treatment center to be established in an existing medical office building located in Conway, SC.
Carolina Regional Cancer Center, LLC – Conway
Horry County

Dear Mr. Tolbert:

This is to acknowledge acceptance of your application for the above referenced project on March 10, 2011. As a result of this Department's review of the application, we find the following additional information is needed prior to the application being considered complete as required by Section 302 of Regulation No. 61-15.

1. For B-2, please provide more information regarding the "cross coverage" of staff with the current and proposed facilities, to include the days of the week and hours the proposed facility will be in operation (treating patients). Please provide a timeline for the fourth radiation oncologist being recruited.

2. For B-3, page 5 from Exhibit 5 indicates the building located at 252 Myrtle Trace Drive in Conway was built in 2006. However, a previous CON application received February 1, 2005 for the South Carolina Radiation Oncology Center, proposed to be located at this address, indicates being located "in an existing building that had already been constructed for the purpose of providing radiation treatment services." Please reconcile the construction date of the building.

3. For B-3, A. Land and Building, please explain why a lease agreement has already been executed (since August 1, 2010). For B-3, Construction Costs, please explain the extensive nature of the construction costs as the land and existing building are valued at $680,000, but the proposed construction cost to renovate an existing building is $743,884.

4. For B-5, please provide more information regarding the modifications to the existing shielding stated to be "add lead bricks for extra shielding" and verification that the shielding will be adequate for the proposed linear accelerator.

5. For B-8, please provide information for (h) 5 on page 12.

6. For B-11, a statement indicates "the Conway area has the second highest population in the region." Please define "the region" and provide a summary of the applicable population statistics. Please provide projected population statistics for persons ages 65 years and older for the service area and the five (5) zip codes that comprise the 22% "Conway Area" and 6% "Loris Area."

7. Please indicate if the proposed linear accelerator will meet the seven (7) minimum requirements as specified on pages IX-3 and IX-4 of the 2010-2011 South Carolina Health Plan.

0513

8. For Standard 7 of the 2010-2011 South Carolina Health Plan (Tables 10-12, page 19 of the application), please confirm the excess capacity percentage for CRCC in 2010 as 110%. Please provide an explanation for the increase in radiation treatments from 15,613 treatments in 2009 to 20,946 treatments in 2010 (pages 20 and 21 of the application). Please indicate if the 2010 treatment data is actual or annualized based on the most recent 6 months.

9. For Standard 8, please indicate if you will be obtaining any letters of support from physicians and health care facilities indicating a willingness to refer patients to the proposed service, with expected annual referral volumes.

10. For B-15, please provide a more definitive method of financing the project.

11. For B-16, please provide more detailed assumptions. Please provide information on payor mix and more detailed information on General and Administrative Expenses. Please provide a combined income statement with Myrtle Beach assuming both the Conway and Murrells Inlet projects receive approval.

12. Please explain and address the impact upon patients and scheduling of staff, to include physicians and medical physicists, who might be proposed to staff both facilities. Provide more information for the statement in Exhibit 28 that indicates "Many position types/employees will support both the existing and proposed facilities."

13. B-21 states that the proposed project will only require the addition of 2 FTEs- 1.0 FTE radiation therapist and 1.0 FTE RN. Please address how administrative functions will be performed in Conway without additional staffing for these roles. However, the manpower budget in Exhibit 28 does not provide sufficient detail for each year separately and indicates different staffing types and totals for "Proposed Facility" – further details are needed. Please also provide sufficient detail to reconcile the FTEs with the staffing indicated for "Staff Wages and Benefits" for the 2012, 2013 and 2014 proposed Conway Office.

14. For Part C-7, please provide documentation from appropriate sources that utilities supplied to be site are adequate for the project to include electricity, gas, water and sewerage.

Please provide the requested additional information to this office within thirty (30) days of the date of this request. Pursuant to Section 302 of Regulation No. 61-15, Certification of Need for Health Facilities and Services, this application will be considered withdrawn if additional information has not been received by **May 5, 2011.** Should you have any questions, please contact me at (803) 545-4200.

Sincerely,

Beverly Brandt

Beverly A. Brandt, Chief
Bureau of Health Facilities and Services Development

cc: Patricia Price, Regional Administrator, Carolina Regional Cancer Center

1104030

rcvd 4/7/11 CB

Platt HMC, Inc.
Health Management Consulting

881 Piedmont Avenue NE, Atlanta, Georgia 30309
Phone: (404) 728-1974 • Fax: (404) 728-1975

Copied 4/13/11 CB

April 4, 2011

Mr. Jody Hamm, Director
Freedom of Information Center
SC Dept of Health & Environmental Control
2600 Bull Street
Columbia, SC 29201

Dear Mr. Hamm:

Pursuant to the Freedom of Information Act, I am requesting a copy of the CON applications for the following projects:

[redacted] and installation of a linear accelerator for a new cancer center to be established in an existing medical office building in Conway

Carolina Regional Cancer Center, LLC – Murrells Inlet- Construction for the relocation and replacement of an existing linear accelerator from the existing location of Carolina Regional Cancer Center in Myrtle Beach to a new cancer treatment center to be constructed in Murrells Inlet

CON Rec'd 4/8/11 BB

I would like to pick up the copies from the Heritage Building (1777 St. Julian Place) when they are ready. ***Please call me at (803) 787-3147 when the copies are available for pick up.*** In addition, please send the invoice(s) for these copies to the address below.

Sincerely,

Victoria R Tibshrany

Victoria R. Tibshrany
1432 Berkeley Road
Columbia, SC 29205

To: CON 4/7/11 CB

RECEIVED
APR 04 2011
Freedom of Information Office

0515

1104007

Parker Poe

Colleen C. Quillen
Paralegal
Telephone 803 253 8921
Direct Fax 803 255 8017
colleenquillen@parkerpoe.com

Charleston, SC
Charlotte, NC
Columbia, SC
Myrtle Beach, SC
Raleigh, NC
Spartanburg, SC

April 1, 2011

Via Facsimile 898.3816
Mr. Jody M. Hamm, Director
Freedom of Information Office
SC DHEC
2600 Bull Street
Columbia, SC 29201

Dear Jody:

Please consider this letter our request pursuant to the Freedom of Information Act for copies of the Department's files in connection with the following three Certificate of Need applications:

- [redacted]
  Purchase and installation of a linear accelerator for a new cancer treatment center to be established in an existing medical office building in Conway, South Carolina
  $5,107,612.78

- **Carolina Regional Cancer Center, LLC-Murrells Inlet**
  Construction for the relocation and replacement of an existing linear accelerator from the existing location of Carolina Regional Cancer Center in Myrtle Beach to a new cancer treatment center to be construction in Murrells Inlet
  $7,993,972.08

- **North Strand Radiation Oncology Center, LLC**
  Purchase and installation of a linear accelerator to be located within a newly constructed free-standing radiation therapy center
  $9,522,745

Please give me a call when the material is ready so that I may arrange for our courier to pick up the same. Of course, we agree to pay the Department's usual and customary fees for providing this information. Please call me if you have any questions. Thank you.

Sincerely,

Colleen C. Quillen

RECEIVED
APR 04 2011
Freedom of Information Office

0516

1104027

Rcvd 4/7/11 CB

Moore&VanAllen

Jason K. Locklair
Attorney at Law

T 843 579 7055
F 843 579 5755
jasonlocklair@mvalaw.com

Moore & Van Allen PLLC

Suite 300
40 Calhoun Street
Charleston, SC 29401-3535

Mailing Address:
Post Office Box 22828
Charleston, SC 29413-2828

April 4, 2011

Copied 4/13/11 CB

VIA FACSIMILE (803) 898-3816
ORIGINAL TO FOLLOW BY CERTIFIED MAIL
RETURN RECEIPT REQUESTED

Mr. Jody M. Hamm, Director
Freedom of Information Center
Department of Health and Environmental Control
Division of Health Licensing
2600 Bull Street
Columbia, South Carolina 29201-1708

Re: Request for Information Pursuant to the South Carolina Freedom of Information Act S.C. Code ANN. Section 30-4-10, et seq., (1976) (the "SC FOIA")

Dear Mr. Hamm:

We understand that the Conway, South Carolina location of Carolina Regional Cancer Center, LLC has submitted to the South Carolina Department of Health and Environmental Control (the "SCDHEC") an application for a Certificate of Need ("CON") concerning the purchase and installation of a linear accelerator for a new cancer treatment center to be established in an existing medical office building in Conway, South Carolina (the "Conway Transaction"). We also understand that the Murrells Inlet location of Carolina Regional Cancer Center, LLC has submitted to the SCDHEC an application for a CON concerning certain construction for the relocation and replacement of an existing linear accelerator from the existing location of the Carolina Regional Cancer Center in Myrtle Beach, South Carolina, to a new cancer treatment center to be constructed in Murrells Inlet, South Carolina (the "MI Transaction"). With regard to both the Conway Transaction and the MI Transaction, we do not believe there is any exemption that would allow information to be withheld under the SC FOIA. Therefore, please consider this letter a formal request, under the SC FOIA cited above, for copies of the SCDHEC's Division of Health Licensing's files concerning both the Conway Transaction and the MI Transaction.

On Rcvd 4/8/11 BB

In the event that any part or all of these records are withheld, I respectfully request a complete listing of all such records being withheld and the specific exemption being claimed for the withholding of each.

Please note that I would like to pre-authorize this firm's payment for the search and copying fees in order to expedite the production of these documents provided that such fees do not exceed $300.00. If such fees exceed $300.00, please let me know before you fill my request. Additionally, please consider this a continuing request subject to the $300.00 limitation above.

To: CON 4/7/11 CB

CHARLESTON444524-1

RECEIVED
APR 04 2011
Freedom of Information Office

Charlotte, NC
Research Triangle Park, NC
Charleston, SC

0517

Should you have any questions concerning this request, please telephone me immediately at the above number. I thank you in advance for your anticipated assistance in this matter.

Best regards,

Moore & Van Allen, PLLC

Jason K. Locklair

Carolina Regional Cancer Center
21st Century Oncology

May 4, 2011

Beverly A. Brandt, Chief
Bureau of Health Facilities & Services Development
SC Department of Health & Environmental Control
1777 St. Julian Place, Suite 200
Columbia, SC 29204

Patrick M. Francke, M.D., F.A.C.R.O.
Medical Director
Medical Degree:
University of Louisville School of Medicine
Residency:
University of Kentucky Medical Center
Board-Certified in Radiation Oncology
Special Interests:
Breast, Prostate and Lung Cancers, HDR Brachytherapy

Todd E. Williams, M.D.
Medical Degree:
Medical University of South Carolina
Residency:
Medical University of South Carolina
Board Certified in Radiation Oncology
Special Interests:
Lung, Head/Neck and Esophageal Cancers

Stephen F. Andrews, D.O.
Doctor of Osteopathic Medicine:
Philadelphia College of Osteopathic Medicine
Residency: Fox Chase Cancer Center
Board Certified in Radiation Oncology
Special Interests:
Prostate, Breast, Soft tissue Sarcomas, and Skin

Subject: Purchase and installation of a linear accelerator for a new cancer treatment center to be established in an existing medical office building located in Conway, SC; Carolina Regional Cancer Center, LLC – Conway; Horry County

Dear Ms. Brandt:

This letter is in follow-up to your request for additional information on April 5, 2011, relative to the above referenced project. Your requests are shown below in italics and our response follows in regular type face.

1. *For B-2, please provide more information regarding the "cross coverage" of staff with the current and proposed facilities, to include the days of the week and hours the proposed facility will be in operation (treating patients). Please provide a timeline for the fourth radiation oncologist being recruited.*

   With the addition of the proposed Conway center, the existing Myrtle Beach office will be able to operate under normal hours rather than remaining open until 11:00 pm. As a result of operating until 11:00 pm, there are multiple employee shifts working at the existing Myrtle Beach center. With the opening of a new center, the existing employees will be allocated during normal business hours Monday through Friday to both centers rather than having a second shift working until 11:00 pm.

   We are actively recruiting a fourth radiation oncologist and with RTS's national scope and recruiting support we anticipate we will have the additional physician in place by July 2012.

2. *For B-3, page 5 from Exhibit 5 indicates the building located at 252 Myrtle Trace Drive in Conway was built in 2006. However, a previous CON application received February 1, 2005 for the South Carolina Radiation Oncology Center, proposed to be located at this address, indicates being located "in an existing building that had already been constructed for the purpose of providing radiation treatment services." Please reconcile the construction date of the building.*

   The certified appraisal presented at Exhibit 5 of our CON application states the property was constructed in 2006 (page 5). We relied on this as the accurate year of construction and cannot comment on the accuracy of the previous CON application DHEC received for the same location by a different applicant.

3. *For B-3, A. Land and Building, please explain why a lease agreement has already been executed (since August 1, 2010). For B-3, Construction Costs, please explain the extensive nature of the construction costs as the land and existing building are valued at $680,000, but the proposed construction cost to renovate an existing building is $743,884.*

4708 Oleander Drive, Myrtle Beach, SC 29577 • 843-449-9415 • Fax 843-449-2160 • www.crccmd.com

Accredited by: The American College of Radiology

As a part of a settlement related to the CON application you reference in paragraph #3, Dr. Steven Bass agreed to purchase the property at 252 Myrtle Trace Drive, Conway, SC. When CRCC was purchased from Dr. Bass last year, the new owners agreed as a part of the purchase agreement to lease the property from him. That is why the lease was executed in August 2010. The building is unoccupied, but with renovations can be put to good service to meet the needs of the residents of the Conway area.

4. *For B-5, please provide more information regarding the modifications to the existing shielding stated to be "add lead bricks for extra shielding" and verification that the shielding will be adequate for the proposed linear accelerator.*

   Upon review of the vault, it was determined that a small amount of additional shielding will be needed. We assure that the shielding will be specified and approved by a health physicist and by SC DHEC Radiological Health.

5. *For B-8, please provide information for (h) 5 on page 12.*

   The manager of RSB Conway Medical Properties, LLC has confirmed via email that the LLC has no liabilities. If you require further documentation in the regard, please let us know.

6. *For B-11, a statement indicates "the Conway area has the second highest population in the region." Please define "the region" and provide a summary of the applicable population statistics. Please provide projected population statistics for persons ages 65 years and older for the service area and the five (5) zip codes that comprise the 22% "Conway Area" and 6% "Loris Area."*

   The "Region" is the three-county service area defined by DHEC. We divided this region into six areas by grouping the 26 zip codes in the three-county region into logical geographic areas. Exhibit A presents the population statistics requested. For each of the 26 zip codes and six areas within the three-county region, the report includes population estimates for 2010 and 2015, projections of population by age cohort for 2015, and racial mix estimated for 2015. The summary data for each service area is shown on the following table:

Area	2015 Projection	Age 65 and over	% Non White Alone
Three-County Total	402,884	77,963	26%
Conway	80,355	12,659	26%
Georgetown & Williamsburg Counties	72,415	12,343	58%
Loris	24,588	3,848	33%
Murrells Inlet	100,778	24,549	10%
Myrtle Beach	71,438	12,226	17%
North Myrtle Beach	53,310	12,338	18%

7. *Please indicate if the proposed linear accelerator will meet the seven (7) minimum requirements as specified on pages IX-3 and IX-4 of the 2010-2011 South Carolina Health Plan.*

   The section you reference states "Minimal equipment requirements for a linear accelerator include:

   1. at least 1 teletherapy unit, with an energy exceeding 1 megavolt (MV); the

distance from the source to the isocenter must be at least 80 cm;

2. access to an electron beam source or a low energy X-ray unit;
3. adequate equipment to calibrate and measure dosimetric characteristics of all treatment units in the department;
4. capability to provide appropriate dose distribution information for external beam treatment and brachytherapy;
5. equipment for accurate simulation of the treatment units in the department (in general, one simulator can service 2-3 megavoltage treatment units);
6. field-shaping capability; and
7. access to CT scanning capability."

CRCC affirms our proposed linear accelerator service in Conway will meet these requirements.

8. *For Standard 7 of the 2010-2011 South Carolina Health Plan (Tables 10-12, page 19 of the application), please confirm the excess capacity percentage for CRCC in 2010 as 110%. Please provide an explanation for the increase in radiation treatments from 15,613 treatments in 2009 to 20,946 treatments in 2010 (pages 20 and 21 of the application). Please indicate if the 2010 treatment data is actual or annualized based on the most recent 6 months.*

   The calculation of capacity is based on the data reported by CRCC in its Joint Annual Report submitted to DHEC and we confirm it is accurate. The new ownership of CRCC and a renewed focus on physician referral relationships have clearly increased the utilization of CRCC's services. Radiation Therapy Services, Inc., with its national scope and depth of experience in the field, has helped CRCC better educate referral physicians and create a greater understanding of the appropriate use of radiation therapy for their patients. Since the other provider in the region also experienced a growth in radiation treatment patients in 2010, we assume the significant increase in CRCC patients resulted from a reduction in the referral of patients to treatment centers outside the region.

9. *For Standard 8, please indicate if you will be obtaining any letters of support from physicians and health care facilities indicating a willingness to refer patients to the proposed service, with expected annual referral volumes.*

   Since our application is for the expansion of an existing service and since our volume projections are based on our existing referrals which are well documented, we did not specifically ask for letters of support to include expected annual referral volumes. Referrals will continue to be made to CRCC, not to one of our specific treatment centers. The site of treatment will depend on the type of treatment needed and the patient's preference of location. We need additional capacity to meet the existing referrals we are receiving and believe this expansion should occur at our proposed location in Conway.

10. *For B-15, please provide a more definitive method of financing the project.*

    Our letter in Exhibit 24 in our CON application indicates that RTSI, our parent corporation, has the ability to finance the project with cash and intends to do so, but wants to hold open the option to lease the linear accelerator or pursue debt financing if that is more

advantageous. Exhibit B is a letter from the vice president of CRCC and the senior vice president & CFO of RTSI confirming sufficient cash is available to finance the project.

11. *For B-16, please provide more detailed assumptions. Please provide information on payor mix and more detailed information on General and Administrative Expenses. Please provide a combined income statement with Myrtle Beach assuming both the Conway and Murrells Inlet projects receive approval.*

    Exhibit C presents additional explanation regarding the financial projection included in our CON application as requested.

    Exhibit D is a combined income statement assuming both of our CON applications are approved.

12. *Please explain and address the impact upon patients and scheduling of staff, to include physicians and medical physicists, who might be proposed to staff both facilities. Provide more information for the statement in Exhibit 28 that indicates "Many position types/employees will support both the existing and proposed facilities."*

    A physician is always present when patients are being treated. Treatment planning CTs can be transferred electronically to the office in Myrtle Beach where planning can be performed by physicists at that location. Physicists will rotate to the Murrells Inlet site to perform QAs and chart checks as needed, once a week will be the minimum. One full time RTT would transfer to Murrells Inlet and one will be hired to staff the center, having two therapists on the treatment machine at all times. A floating therapist from CRCC can cover for vacation or sick time.

13. *B-21 states that the proposed project will only require the addition of 2 FTEs - 1.0 FTE radiation therapist and 1.0 FTE RN. Please address how administrative functions will be performed in Conway without additional staffing for these roles. However, the manpower budget in Exhibit 28 does not provide sufficient detail for each year separately and indicates different staffing types and totals for "Proposed Facility" — further details are needed. Please also provide sufficient detail to reconcile the FTEs with the staffing indicated for "Staff Wages and Benefits" for the 2012, 2013 and 2014 proposed Conway Office.*

    With the addition of the proposed Murrells Inlet center, the existing Myrtle Beach office will be able to operate under normal hours rather than remaining open until 11:00 pm. As a result of operating until 11:00 pm, there are multiple employee shifts working at the existing Myrtle Beach center. With the opening of a new center, the existing employees will be allocated during normal business hours to both centers rather than having a second shift working until 11:00 pm.

    Certain employee types such as nursing and radiation therapists must be onsite where the MRT Unit and/or patients are located. This is the reason for the proposed increase of 1 FTE of each employee type. The dosimetry and various administrative positions can work remotely and/or commute from office to office to complete their duties and do not need a corresponding increase in count to cover both offices.

    The allocation of the FTEs between the existing and proposed facilities incorporates a matching of the employee expense with the patient revenue generated. This does not represent where the employees physically perform their duties as some of the duties will be remotely performed from the existing Myrtle Beach center.

14. *For Part C-7, please provide documentation from appropriate sources that utilities supplied*

to be site are adequate for the project to include electricity, gas, water and sewerage.

Exhibit E presents a letter from Santee Cooper that verifies the availability of electrical service. The existing building has water and sewage service so we felt that we only needed documentation of electrical service for the linear accelerator which will be installed.

If you have any questions or require further information, please let me know.

Respectfully submitted,

Patricia Price

Patricia Price, RT (R)(T)
Regional Administrator

cc: Sam Tolbert, Healthcare Planner

Exhibits:
A. Population Statistics
B. Letter confirming Cash Financing of Project
C. Additional Explanation of Assumptions in Financial Projections
D. Combined income statement for Operating Three Centers (Myrtle Beach, Murrells Inlet, and Conway)
E. Letter from Santee Cooper regarding Utility Service

Exhibit A

Population Statistics

Zip Code - Name	Three-County Region	Subtotal of Area	Subtotal of Area	Subtotal of Area	Subtotal of Area	Subtotal of Area	Subtotal of Area
Zip Code							
County							
Area	Three-County Region	Conway	G&W Counties	Loris	Murrells I	Myrtle B	North MB
Population							
2015 Projection	402,884	80,355	72,415	24,588	100,778	71,438	53,310
2010 Estimate	366,243	71,419	73,191	22,592	89,741	62,925	46,375
2000 Census	290,100	56,413	75,178	20,257	65,195	41,336	31,721
1990 Census	227,621	41,093	71,862	17,134	40,900	36,495	20,137
Population by Age							
2015 Est. Total Population	402,884	80,355	72,415	24,588	100,778	71,438	53,310
Age 0 - 4	25,648	6,010	4,931	1,890	5,356	4,311	3,150
Age 5 - 9	25,171	5,808	4,701	1,822	5,398	4,334	3,108
Age 10 - 14	24,286	5,501	4,645	1,694	5,303	4,169	2,974
Age 15 - 17	13,696	3,035	2,906	919	3,171	2,015	1,650
Age 18 - 20	13,400	3,210	2,629	916	2,684	2,403	1,558
Age 21 - 24	17,835	3,916	4,009	1,151	3,688	3,017	2,054
Age 25 - 34	49,342	10,702	9,720	3,410	10,247	9,806	5,457
Age 35 - 44	53,585	10,996	9,089	3,259	12,615	11,229	6,397
Age 45 - 54	51,760	10,154	8,746	2,931	13,151	10,196	6,582
Age 55 - 64	50,198	8,364	8,696	2,748	14,616	7,732	8,042
Age 65 - 74	44,425	6,939	6,513	2,106	14,928	6,520	7,419
Age 75 - 84	24,119	3,982	3,789	1,213	7,323	4,154	3,658
Age 85 and over	9,419	1,738	2,041	529	2,298	1,552	1,261
Age 18 and over	314,083	60,001	55,232	18,263	81,550	56,609	42,428
Age 21 and over	300,683	56,791	52,603	17,347	78,866	54,206	40,870
Age 65 and over	77,963	12,659	12,343	3,848	24,549	12,226	12,338
2015 Est. White Alone	299,780	59,088	30,374	16,492	90,948	58,950	43,928
2015 Est. Black or African American Alone	82,106	17,356	39,702	6,977	5,140	6,450	6,481
2010 All Other	20,998	3,911	2,339	1,119	4,690	6,038	2,901
% Non-White Alone	26%	26%	58%	33%	10%	17%	18%

0525
R003153

Zip Code - Name	29511-Aynor	29526-Conway	29527-Conway	29544 - Galivants Ferry, HC	Subtotal of Area
Zip Code	29511	29526	29527	29544	
County	Horry	Horry	Horry	Horry	
Area	Conway	Conway	Conway	Conway	Conway
Population					
2015 Projection	6,024	43,151	25,062	6,118	80,355
2010 Estimate	5,462	38,227	22,298	5,432	71,419
2000 Census	4,732	29,252	18,034	4,395	56,413
1990 Census	3,650	19,715	14,337	3,391	41,093
Population by Age					
2015 Est. Total Population	6,024	43,151	25,062	6,118	80,355
Age 0 - 4	491	3,067	1,965	487	6,010
Age 5 - 9	472	2,937	1,926	473	5,808
Age 10 - 14	435	2,791	1,834	441	5,501
Age 15 - 17	245	1,593	964	233	3,035
Age 18 - 20	211	1,903	900	196	3,210
Age 21 - 24	285	2,036	1,313	282	3,916
Age 25 - 34	804	5,675	3,378	845	10,702
Age 35 - 44	868	5,905	3,316	907	10,996
Age 45 - 54	746	5,472	3,165	771	10,154
Age 55 - 64	662	4,460	2,615	627	8,364
Age 65 - 74	450	4,086	1,927	476	6,939
Age 75 - 84	257	2,260	1,185	280	3,982
Age 85 and over	98	966	574	100	1,738
Age 18 and over	4,381	32,763	18,373	4,484	60,001
Age 21 and over	4,170	30,860	17,473	4,288	56,791
Age 65 and over	805	7,312	3,686	856	12,659
2015 Est. White Alone	5,216	32,496	16,030	5,346	59,088
2015 Est. Black or African American Alone	652	8,022	8,173	509	17,356
2010 All Other	156	2,633	859	263	3,911
% Non-White Alone	13%	25%	36%	13%	26%

0526

R003154

Zip Code - Name	29056-Greeleyville, WC	29440-Georgetown	29510-Andrews	29518-Cades, WC	29554 - Hemingway, WC	29556 - Kingstree, WC	29564-Lane, WC	29580 - Nesmith, WC	29590 - Salters, WC	Subtotal of Area
Zip Code	29056	29440	29510	29518	29554	29556	29564	29580	29590	
County	Williamsburg	Georgetown	Georgetown	Williamsburg	Williamsburg	Williamsburg	Williamsburg	Williamsburg	Williamsburg	
Area	G&W Counties	G&W Counties	G&W Counties	G&W Counties	G&W Counties	G&W Counties	G&W Counties	G&W Counties	G&W Counties	G&W Counties
Population										
2015 Projection	2,161	30,003	10,616	1,509	9,113	14,145	864	1,601	2,403	72,415
2010 Estimate	2,266	29,708	10,735	1,547	9,412	14,494	889	1,605	2,535	73,191
2000 Census	2,523	29,190	11,139	1,457	10,391	14,854	995	1,666	2,963	75,178
1990 Census	2,653	27,092	10,416	1,534	10,185	14,509	876	1,613	2,984	71,862
Population by Age										
2015 Est. Total Population	2,161	30,003	10,616	1,509	9,113	14,145	864	1,601	2,403	72,415
Age 0 - 4	146	2,243	709	67	610	852	59	92	153	4,931
Age 5 - 9	134	2,110	687	63	602	820	55	86	144	4,701
Age 10 - 14	126	2,097	671	66	599	808	50	90	138	4,645
Age 15 - 17	82	1,288	416	37	349	557	34	50	93	2,906
Age 18 - 20	67	1,039	399	33	348	538	35	68	102	2,629
Age 21 - 24	108	1,604	623	50	468	862	57	100	137	4,009
Age 25 - 34	311	4,021	1,497	153	1,188	1,843	119	245	343	9,720
Age 35 - 44	270	3,889	1,380	161	1,170	1,662	101	173	283	9,089
Age 45 - 54	242	3,618	1,355	165	1,203	1,612	86	194	271	8,746
Age 55 - 64	307	3,308	1,286	223	1,137	1,726	126	244	339	8,696
Age 65 - 74	208	2,578	895	168	835	1,406	74	142	207	6,513
Age 75 - 84	109	1,484	500	142	428	868	47	82	129	3,789
Age 85 and over	51	724	198	181	176	591	21	35	64	2,041
Age 18 and over	1,673	22,265	8,133	1,276	6,953	11,108	666	1,283	1,875	55,232
Age 21 and over	1,606	21,226	7,734	1,243	6,605	10,570	631	1,215	1,773	52,603
Age 65 and over	368	4,786	1,593	491	1,439	2,865	142	259	400	12,343
2015 Est. White Alone	488	15,104	5,841	802	4,073	3,480	58	349	179	30,374
2015 Est. Black or African American Alone	1,641	13,431	4,481	688	4,814	10,410	803	1,221	2,213	39,702
2010 All Other	32	1,468	294	19	226	255	3	31	11	2,339
% Non-White Alone	77%	50%	45%	47%	55%	75%	93%	78%	93%	58%

0527

R003155

Zip Code - Name	29545-Green Sea , HC	29569-Loris, HC	29581-Nichols, HC	Subtotal of Area	29575 - Myrtle Beach, HC	29576-Murrells Inlet, HC	29585-Pawleys Island	29588-Myrtle Beach, HC	Subtotal of Area
Zip Code	29545	29569	29581		29575	29576	29585	29588	
County	Horry	Horry	Horry		Horry	Horry	Georgetown	Horry	
Area	Loris	Loris	Loris	Loris	Murrells I	Murrells I	Murrells I	Murrells I	Murrells I
Population									
2015 Projection	1,634	17,984	4,970	24,588	20,301	25,432	15,583	39,462	100,778
2010 Estimate	1,516	16,205	4,871	22,592	18,329	22,886	14,143	34,383	89,741
2000 Census	1,418	13,811	5,028	20,257	15,670	16,980	10,288	22,257	65,195
1990 Census	1,439	10,844	4,851	17,134	11,670	10,437	5,194	13,599	40,900
Population by Age									
2015 Est. Total Population	1,634	17,984	4,970	24,588	20,301	25,432	15,583	39,462	100,778
Age 0 - 4	114	1,437	339	1,890	858	1,060	724	2,714	5,356
Age 5 - 9	110	1,391	321	1,822	866	1,088	732	2,712	5,398
Age 10 - 14	104	1,280	310	1,694	866	1,104	751	2,582	5,303
Age 15 - 17	56	687	176	919	477	676	546	1,472	3,171
Age 18 - 20	53	681	182	916	442	542	377	1,323	2,684
Age 21 - 24	80	844	227	1,151	598	790	593	1,707	3,688
Age 25 - 34	242	2,468	700	3,410	1,869	2,101	1,453	4,824	10,247
Age 35 - 44	224	2,409	626	3,259	2,654	2,850	1,388	5,723	12,615
Age 45 - 54	199	2,155	577	2,931	2,324	3,227	1,850	5,750	13,151
Age 55 - 64	191	1,917	640	2,748	3,103	3,979	2,939	4,595	14,616
Age 65 - 74	135	1,484	487	2,106	3,732	4,912	2,617	3,667	14,928
Age 75 - 84	86	854	273	1,213	1,900	2,439	1,215	1,769	7,323
Age 85 and over	40	377	112	529	612	664	398	624	2,298
Age 18 and over	1,250	13,189	3,824	18,263	17,234	21,504	12,830	29,982	81,550
Age 21 and over	1,197	12,508	3,642	17,347	16,792	20,962	12,453	28,659	78,866
Age 65 and over	261	2,715	872	3,848	6,244	8,015	4,230	6,060	24,549
2015 Est. White Alone	1,302	11,890	3,300	16,492	19,325	24,058	14,142	33,423	90,948
2015 Est. Black or African American Alone	262	5,200	1,515	6,977	214	754	1,208	2,964	5,140
2010 All Other	70	894	155	1,119	762	620	233	3,075	4,690
% Non-White Alone	20%	34%	34%	33%	5%	5%	9%	15%	10%

0528

R003156

Zip Code - Name	29572-Myrtle Beach, HC	29577-Myrtle Beach, HC	29579-Myrtle Beach, HC	Subtotal of Area	29566 - Little River, HC	29568 - Longs, HC	29582-North Myrtle Beach, HC	Subtotal of Area
Zip Code	29572	29577	29579		29566	29568	29582	
County	Horry	Horry	Horry		Horry	Horry	Horry	
Area	Myrtle B	Myrtle B	Myrtle B	Myrtle B	North MB	North MB	North MB	North MB
Population								
2015 Projection	11,759	33,324	26,355	71,438	17,566	12,367	23,377	53,310
2010 Estimate	10,351	29,584	22,990	62,925	15,317	10,713	20,345	46,375
2000 Census	7,906	23,302	10,128	41,336	11,333	7,339	13,049	31,721
1990 Census	7,022	24,396	5,077	36,495	5,774	4,103	10,260	20,137
Population by Age								
2015 Est. Total Population	11,759	33,324	26,355	71,438	17,566	12,367	23,377	53,310
Age 0 - 4	474	1,892	1,945	4,311	989	1,014	1,147	3,150
Age 5 - 9	500	1,913	1,921	4,334	987	969	1,152	3,108
Age 10 - 14	497	1,852	1,820	4,169	957	885	1,132	2,974
Age 15 - 17	296	970	749	2,015	548	490	612	1,650
Age 18 - 20	211	966	1,226	2,403	518	439	601	1,558
Age 21 - 24	338	1,367	1,312	3,017	663	610	781	2,054
Age 25 - 34	1,033	4,658	4,115	9,806	1,734	1,573	2,150	5,457
Age 35 - 44	1,786	5,303	4,140	11,229	1,850	1,679	2,868	6,397
Age 45 - 54	1,485	4,891	3,820	10,196	2,128	1,460	2,994	6,582
Age 55 - 64	1,733	3,720	2,279	7,732	2,683	1,334	4,025	8,042
Age 65 - 74	1,852	2,905	1,763	6,520	2,840	1,131	3,448	7,419
Age 75 - 84	1,169	2,021	964	4,154	1,228	573	1,857	3,658
Age 85 and over	385	866	301	1,552	441	210	610	1,261
Age 18 and over	9,992	26,697	19,920	56,609	14,085	9,009	19,334	42,428
Age 21 and over	9,781	25,731	18,694	54,206	13,567	8,570	18,733	40,870
Age 65 and over	3,406	5,792	3,028	12,226	4,509	1,914	5,915	12,338
2015 Est. White Alone	10,784	24,988	23,178	58,950	15,457	7,877	20,594	43,928
2015 Est. Black or African American Alone	322	4,521	1,607	6,450	1,689	3,459	1,333	6,481
2010 All Other	653	3,815	1,570	6,038	420	1,031	1,450	2,901
% Non-White Alone	8%	25%	12%	17%	12%	36%	12%	18%

0529

R003157

Exhibit B

Letter confirming Cash Financing of Project

Carolina Regional Cancer Center
21st Century Oncology

Patrick M. Francke, M.D., F.A.C.R.O.
Medical Director
Medical Degree:
University of Louisville School of Medicine
Residency:
University of Kentucky Medical Center
Board Certified in Radiation Oncology
Special Interests:
Breast, Prostate and Lung Cancers
HDR Brachytherapy

Todd E. Williams, M.D.
Medical Degree:
Medical University of South Carolina
Residency:
Medical University of South Carolina
Board Certified in Radiation Oncology
Special Interests:
Lung, Head/Neck and Esophageal Cancers

Stephen F. Andrews, D.O.
Doctor of Osteopathic Medicine
Medical Degree:
Philadelphia College of Osteopathic Medicine
Residency:
Fox Chase Cancer Center
Board Certified in Radiation Oncology
Special Interests:
Prostate, Breast, Soft tissue Sarcomas, and Skin Cancers

April 25, 2011

Ms. Beverly B. Brandt, Bureau Chief
Bureau of Health Facilities and Services Development
South Carolina Department of Health & Environmental Control
Heritage Building, Suite 201
1777 St. Julian Place
Columbia, SC 29204

Re: Follow-up to your request dated April 5, 2011 for additional information, question #10, Financing Documentation - Certificate of Need Application from Carolina Regional Cancer Center, LLC for the Addition of a Linear Accelerator to a New Office in Conway, SC

Dear Ms. Brandt:

This letter is in response to your request for Carolina Regional Cancer Center, LLC ("CRCC") to provide a more definitive method of financing the project.

CRCC previously submitted the following information:

The total Project Cost to be borne by CRCC, as defined under DHEC CON Regulation, is approximately $5,200,000. CRCC's ultimate parent corporation is Radiation Therapy Services, Inc. ("RTSI"), which is one of the nation's largest providers of radiation therapy services. At this time we plan to finance the project cost with our existing operating reserves. However, at a later time we may lease the linear accelerator or choose to finance some of the costs through borrowing arrangements with Lenders. Please be assured that CRCC and RTSI has the resources and credit rating to fully finance the project.

RTSI/CRCC affirm the financing intent noted above. RTSI has at its disposal cash from operations in excess of $23 million as of March 31, 2011.

Please let me know if I can provide any additional information.

Respectfully submitted,

Kerrin E. Gillespie
Vice President, CRCC
Senior Vice President and Chief Financial Officer, RTSI

4708 Oleander Drive, Myrtle Beach, SC 29577 • 843-449-9415 • Fax 843-449-2160 • www.crccmd.com
Accredited by: The American College of Radiology

Exhibit C

Additional Explanation of Assumptions in Financial Projections

April 29, 2011

To: Patricia Price, CRCC
From: Richard R. Lewis, VP Operations Finance, 21st Century Oncology/RTSI

Subject: Purchase and installation of a linear accelerator for a new cancer treatment center to be established in an existing medical office building located in Conway; Carolina Regional Cancer Center, LLC – Conway, Horry County.

This memo is to assist you with responding to the request (question 11 restated below) from Beverly Brandt for additional information on April 5, 2011, relative to the above referenced project.

11. For B-16, please provide more detailed assumptions. Please provide information on payor mix and more detailed information on General and Administrative Expenses.

Payor Mix Assumption (based off 2010 Actual):

Medicare = 53.6%
Medicaid = 3.3%
Self Pay = 1.6%
HMO = 4.9%
PPO = 28.5%
Commercial = 8.1%

Income Statement Assumptions for Myrtle Beach and Conway

(1) As noted in the assumptions, the revenue was allocated 79% to the existing Myrtle Beach center and 21% to the proposed Conway center based on the population analysis in the Certificate of Need application #11 and Exhibit 18.
(2) The physician compensation was allocated 75% to the existing center and 25% to the proposed Conway center.
(3) The staff wages and salaries in the "With CON Approval" schedule include an additional $135,000 for the addition of a nurse and radiation therapist. The total staff wages and salaries were then allocated 75% to the existing Myrtle Beach center and 25% to the proposed Conway center.
(4) The depreciable cost of the fixed and movable equipment at the proposed Conway center, $3,198,729, is being depreciated straight-line over a 10 year period. This is a new/additional expense.
(5) General and Administrative expenses were increased 7.5% plus an additional $60,000 for rent, then allocated 75% - 25% between the two centers.

0533

EXHIBIT D

21st Century Oncology
www.21stcenturyoncology.com

April 29, 2011

To: Patricia Price, CRCC
From: Richard R. Lewis, VP Operations Finance, 21st Century Oncology/RTSI

Subject: Purchase and installation of a linear accelerator for a new cancer treatment center to be established in an existing medical office building located in Conway; Carolina Regional Cancer Center, LLC – Conway, Horry County.

This memo is to assist you with responding to the request (question 11 restated below) from Beverly Brandt for additional information on April 5, 2011, relative to the above referenced project.

11. Please provide a combined income statement with Myrtle Beach assuming both the Conway and Murrells Inlet projects receive approval.

Income Statement Assumptions for Myrtle Beach, Conway and Murrells Inlet

(1) 2012 - No change, same as submitted in original Conway application.

(2) 2013 - 2015 Combined Income Statement (Myrtle Beach, Conway, Murrells Inlet)

a) Revenue - same shift from Existing Myrtle Beach office to Conway and Murrells Inlet. No change in total revenue.

b) Physician Compensation - same shift from Existing Myrtle Beach office to Conway and Murrells Inlet. No change in total physician compensation.

c) Staff wages and salaries include an additional $320,000 for (1) Front Desk, (2) Radiation Therapists, (1) Nurse and (1) CT Tech on top of the $135,000 for the additional (1) Radiation Therapist and (1) Nurse reported in each of the Conway and Murrells Inlet applications. These additional 5 FTEs are projected as a result of opening two new facilities instead of one new facility contemplated in each original application.

d) Depreciation/Amortization remains constant with each facility as originally submitted in the Conway and Murrells Inlet applications.

e) G & A expenses remain as calculated in the Murrells Inlet application for the Myrtle Beach and Murrells Inlet facilities plus the addition of the Conway G & A expenses as calculated in the Conway application.

0534

© 21st Century Oncology, Inc.
Corporate Address: 2234 Colonial Boulevard • Fort Myers, Florida 33907 • (239) 931-7333 • www.21stcenturyoncology.com
2270 Colonial Boulevard • Fort Myers, Florida 33907 • (239) 931-7333 • www.21stcenturyoncology.com

Exhibit D

Combined income statement for Operating Three Centers (Myrtle Beach, Murrells Inlet, and Conway)

Exhibit D

Carolina Regional Cancer Center, LLC
INCOME STATEMENT 2012 - 2013 - 2014 - 2015
With CON Approval for Conway and Murrells Inlet

	2012				2013				2014				2015			
	Myrtle Beach	Conway	Murrells Inlet	Combined	Myrtle Beach	Conway	Murrells Inlet	Combined	Myrtle Beach	Conway	Murrells Inlet	Combined	Myrtle Beach	Conway	Murrells Inlet	Combined
Gross Charges	$ 48,519,672	$ 12,897,634	$ -	$ 61,417,306	$ 37,142,116	$ 13,220,075	$ 12,590,548	$ 62,952,739	$ 38,070,669	$ 13,550,577	$ 12,905,311	$ 64,526,557	$ 39,022,436	$ 13,889,341	$ 13,227,944	$ 66,139,721
Less: Indigent Care W/Os	$ 1,197,258	$ 318,258	$ -	$ 1,515,516	$ 916,508	$ 326,215	$ 310,681	$ 1,553,404	$ 939,421	$ 334,370	$ 318,448	$ 1,592,239	$ 962,907	$ 342,729	$ 326,409	$ 1,632,045
Gross Charges before Contractuals	$ 47,322,414	$ 12,579,376	$ -	$ 59,901,790	$ 36,225,608	$ 12,893,860	$ 12,279,867	$ 61,399,335	$ 37,131,248	$ 13,216,207	$ 12,586,863	$ 62,934,318	$ 38,059,529	$ 13,546,612	$ 12,901,535	$ 64,507,676
Contractual Write Offs	$ 29,666,421	$ 7,886,011	$ -	$ 37,552,432	$ 22,709,833	$ 8,083,160	$ 7,698,249	$ 38,491,242	$ 23,277,578	$ 8,285,240	$ 7,890,705	$ 39,453,524	$ 23,859,519	$ 8,492,371	$ 8,087,973	$ 40,439,863
Net Charges	$ 17,655,993	$ 4,693,365	$ -	$ 22,349,358	$ 13,514,933	$ 4,810,700	$ 4,581,618	$ 22,908,093	$ 13,853,669	$ 4,930,967	$ 4,696,158	$ 23,480,794	$ 14,200,010	$ 5,054,241	$ 4,813,562	$ 24,067,813
Bad Debt Expense	$ 87,875	$ 23,359	$ -	$ 111,234	$ 85,741	$ 23,400	$ 22,285	$ 111,426	$ 67,385	$ 23,985	$ 22,842	$ 114,212	$ 69,070	$ 24,584	$ 23,413	$ 117,067
Net Fees Collected	$ 17,568,118	$ 4,670,006	$ -	$ 22,238,124	$ 13,449,192	$ 4,787,300	$ 4,559,333	$ 22,796,667	$ 13,786,284	$ 4,906,982	$ 4,673,316	$ 23,366,582	$ 14,130,940	$ 5,029,657	$ 4,790,148	$ 23,950,745
Operating Expenses:																
Physicians Wages & Benefits	$ 2,166,212	$ 722,071	$ -	$ 2,888,283	$ 1,628,269	$ 740,122	$ 592,098	$ 2,960,489	$ 1,668,976	$ 758,625	$ 606,900	$ 3,034,501	$ 1,710,700	$ 777,591	$ 622,073	$ 3,110,364
Staffs Wages & Benefits	$ 1,406,369	$ 468,790	$ -	$ 1,875,159	$ 1,380,049	$ 481,841	$ 385,473	$ 2,247,363	$ 1,409,623	$ 495,284	$ 396,227	$ 2,301,134	$ 1,440,084	$ 509,130	$ 407,304	$ 2,356,518
Depreciation	$ 541,284	$ 319,873	$ -	$ 861,157	$ 541,284	$ 319,873	$ 426,051	$ 1,287,208	$ 541,284	$ 319,873	$ 426,051	$ 1,287,208	$ 541,284	$ 319,873	$ 426,051	$ 1,287,208
Interest Expense	$ -	$ -	$ -	$ -	$ -	$ -	$ -	$ -	$ -	$ -	$ -	$ -				$ -
General & Admin. Expenses	$ 3,677,359	$ 1,225,796	$ -	$ 4,903,186	$ 3,638,576	$ 1,265,761	$ 1,906,511	$ 6,810,848	$ 3,674,962	$ 1,278,268	$ 1,920,156	$ 6,873,386	$ 3,711,711	$ 1,290,901	$ 1,933,937	$ 6,936,549
Total Operating Expenses	$ 7,791,255	$ 2,736,530	$ -	$ 10,527,785	$ 7,188,178	$ 2,807,597	$ 3,310,133	$ 13,305,908	$ 7,294,845	$ 2,852,050	$ 3,349,334	$ 13,496,229	$ 7,403,779	$ 2,897,495	$ 3,389,365	$ 13,690,639
Income (Loss) Before Income Taxes	$ 9,776,863	$ 1,933,476	$ -	$ 11,710,339	$ 6,261,014	$ 1,979,703	$ 1,249,200	$ 9,490,759	$ 6,491,439	$ 2,054,932	$ 1,323,982	$ 9,870,353	$ 6,727,161	$ 2,132,162	$ 1,400,784	$ 10,260,107
Provision for Income Taxes	$ 3,764,092	$ 744,388	$ -	$ 4,508,480	$ 2,410,490	$ 762,186	$ 480,942	$ 3,653,618	$ 2,499,204	$ 791,149	$ 509,733	$ 3,800,086	$ 2,589,957	$ 820,882	$ 539,302	$ 3,950,141
Net Income (Loss)	$ 6,012,771	$ 1,189,088	$ -	$ 7,201,859	$ 3,850,524	$ 1,217,517	$ 768,258	$ 5,837,141	$ 3,992,235	$ 1,263,783	$ 814,249	$ 6,070,267	$ 4,137,204	$ 1,311,280	$ 861,482	$ 6,309,966
Treatment Volume	18,258	4,854	-	23,112	13,978	4,976	4,739	23,693	14,328	5,100	4,857	24,285	14,687	5,227	4,978	24,892

R003164

0536

Exhibit E

Letter from Santee Cooper regarding Utility Service

Santee Cooper

900 Inlet Square Drive
Murrells Inlet, SC 29576-7812
(843) 651-1598
FAX: (843) 651-7889

March 11, 2011

Mr. Doug Bryant
P. O. Box 908
Blythewood, SC 29016

MAR 1 6 2011

Dear Mr. Bryant:

Project: Medical Office Building

Location: 252 Myrtle Trace Drive
Conway, SC 29526

Please be advised that the above-referenced location is within the electric service territory of Santee Cooper. The electrical load requirements for this project have been reviewed and approved by our Distribution Planning Department. The necessary easements(s) and/or rights-of-way must be granted prior to our installation, and all Santee Cooper terms and conditions of service, including any applicable investment recovery charges, must be satisfied by your contractor(s) and/or representative(s). If the above conditions are met, we expect to have adequate electric service capacity and facilities available to serve this project upon the completion of your construction.

We ask that you please keep us apprised of your construction schedule and electric service requirements. If you need further assistance or additional information, please do not hesitate to contact me.

Sincerely,

Carlita P. Goff, P.E.
Supervisor, Area Distribution Engineering – Garden City & Conway

Distribution Planning

Reviewed by: O. J. Jansky
Date: 03-11-2011

pc: O. L. Jansky
J. D. Rabon
G. R. Smith
G. A. Turbeville
M. D. Waters
C. E. Hurley

0538

STRATEGICDIRECTIONS
Sam Tolbert
115 Parkwood Road
Greenwood, SC 29646
Phone: 864.992.0084
Fax: 803.753.9688 (electronic fax service)
Email: STolbert@StrategicDirectionsInc.com

May 23, 2011

Beverly A. Brandt, Chief
Bureau of Health Facilities & Services Development
SC Department of Health & Environmental Control
1777 St. Julian Place, Suite 200
Columbia, SC 29204

Subject: Purchase and installation of a linear accelerator for a new cancer treatment center to be established in an existing medical office building located in Conway, SC; Carolina Regional Cancer Center, LLC – Conway; Horry County

Dear Ms. Brandt:

Upon rechecking the architect noticed that the orientation of the vault was incorrect in the schematic plans we submitted. Attached is a corrected plan. I have confirmed that this correction does not change the space program, square footage, or construction cost of the project.

If you have any questions or require further information, please let me know.

Respectfully submitted,

Sam Tolbert

Sam Tolbert

cc: Patricia Price, Administrator, and CRCC Team

0539

RECEIVED
MAY 27 2011
HEALTH FACILITIES AND SERVICES DEVELOPMENT

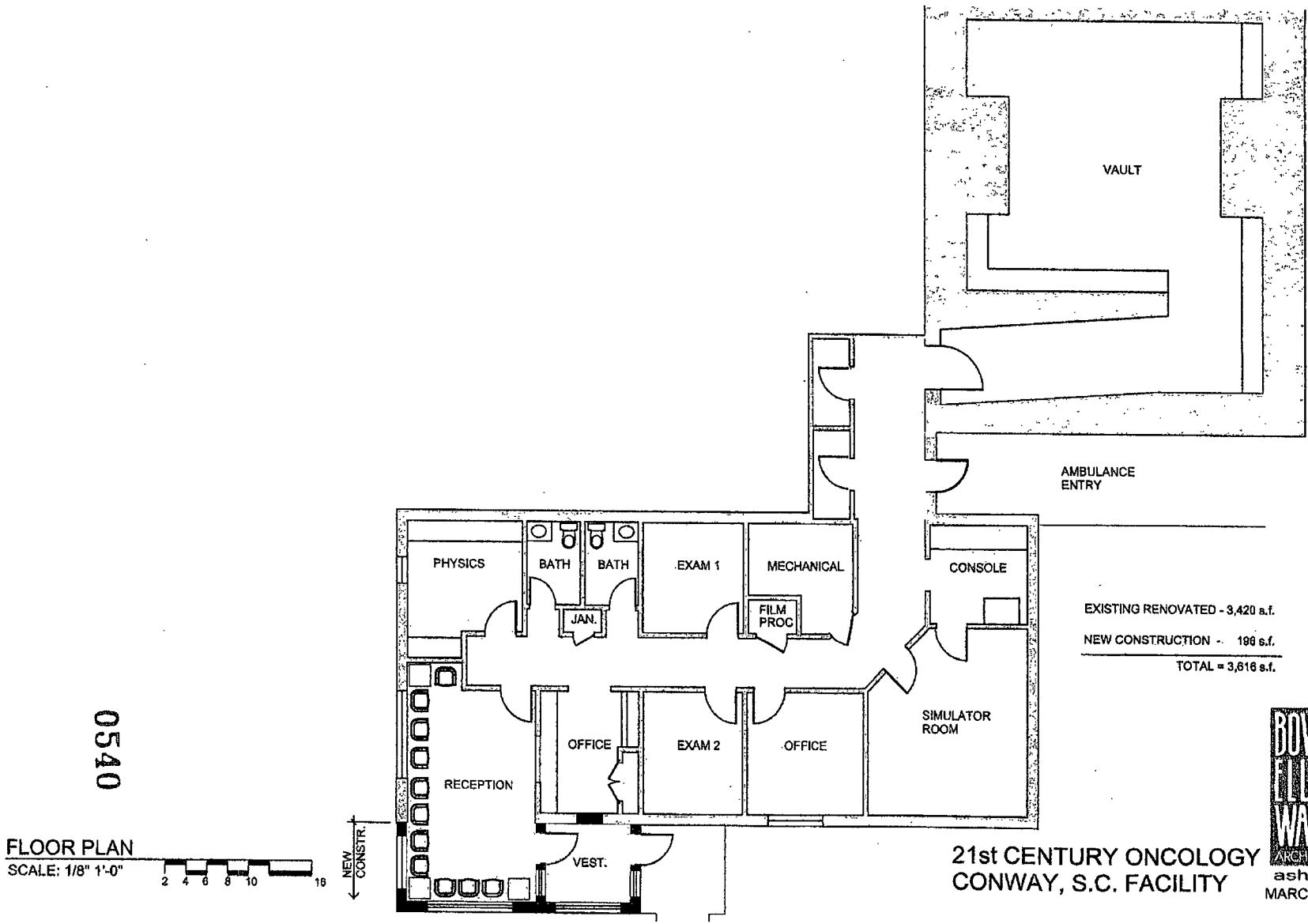

0540

R003168

Rcvd 5/24/11 1:36PM PARKER POE NO. 653 P. 2
eSm

1105221

Copied 5/26/11 CS

Parker Poe

Colleen C. Quillen
Paralegal
Telephone: 803.253.8921
Direct Fax: 803.255.8017
colleenquillen@parkerpoe.com

Charleston, SC
Charlotte, NC
Columbia, SC
Myrtle Beach, SC
Raleigh, NC
Spartanburg, SC

May 23, 2011

RECEIVED
MAY 23 2011
Freedom of Information Office

Via Facsimile 898.3816
Mr. Jody M. Hamm, Director
Freedom of Information Office
SC DHEC
2600 Bull Street
Columbia, SC 29201

Dear Jody:

Please consider this letter our request pursuant to the Freedom of Information Act for copies of **the referenced pages (underlined)** in connection with each of the Certificate of Need applications identified below:

- **Carolina Regional Cancer Center, LLC-Conway**
  Purchase and installation of a linear accelerator for a new cancer treatment center to be established in an existing medical office building in Conway, South Carolina
  $5,107,612.78 - **All pages following the Department's April 5, 2011 letter to Sam Tolbert requesting additional information.**

- **Carolina Regional Cancer Center, LLC-Murrells Inlet**
  Construction for the relocation and replacement of an existing linear accelerator from the existing location of Carolina Regional Cancer Center in Myrtle Beach to a new cancer treatment center to be construction in Murrells Inlet
  $7,993,972.08 - **All pages following the Department's March 24, 2011 letter to Sam Tolbert requesting additional information.**

- **North Strand Radiation Oncology Center, LLC**
  Purchase and installation of a linear accelerator to be located within a newly constructed free-standing radiation therapy center
  $9,522,745 - **All pages following David Levitt's March 9, 2011 FOIA request to Jody Hamm.**

Please give me a call when the material is ready so that I may arrange for our courier to pick up the same. Of course, we agree to pay the Department's usual and customary fees for providing this information. Please call me if you have any questions. Thank you.

To: CON 5/24/11 CSM

Sincerely,

Colleen C. Quillen

0541

D H E C

PROMOTE PROTECT PROSPER

C. Earl Hunter, Commissioner

Promoting and protecting the health of the public and the environment.

June 3, 2011

Sam Tolbert
Strategic Directions, Inc.
115 Parkwood Road
Greenwood, SC 29646

RE: Purchase and installation of a linear accelerator for a new cancer treatment center to be established in an existing medical office building located in Conway, SC.
Carolina Regional Cancer Center, LLC – Conway
Horry County

Dear Mr. Tolbert:

On May 4, 2011, this Department received the additional information concerning the above referenced project. As a result of this information, we find the following clarification is needed prior to your application being considered complete by this office.

1. Please indicate the proposed capacity in treatments/year for the proposed new Varian TrueBeam system (Page IX-5 Certificate of Need Standards for Radiotherapy, 2010-2011 South Carolina Health Plan). Please indicate what percentage of projected treatments are anticipated to be conventional vs. IMRT/IGRT.

2. Please provide an update on the status of the affiliation with the MUSC Hollings Cancer Center. Please address any impact upon utilization that might result from the termination of the affiliation.

3. For B-10, please address any overlap of referral sources with existing and proposed radiotherapy facilities in your service area.

4. For B-11, please provide the projected number of patients to be treated in 2012, 2013 and 2014 by Zip Code.

5. For B-13, please further address availability and accessibility as a serious problem in terms of travel time. It is noted that information provided on page 16 indicates "a patient from the Conway and Loris area would save an average of 20 minutes on each round-trip."

Please provide the requested additional information to this office within thirty (30) days of the date of this request. Pursuant to Section 302 of Regulation No. 61-15, Certification of Need for Health Facilities and Services, this application will be considered withdrawn if additional information has not been received by **July 5, 2011.** Should you have any questions, please contact me at (803) 545-4200.

Sincerely,

Beverly Brandt

Beverly A. Brandt, Chief
Bureau of Health Facilities and Services Development

cc: Patricia Price, Regional Administrator, Carolina Regional Cancer Center

0542

rcvd 6/20/11 CSr

Parker Poe

1106153

Colleen C. Quillen
Paralegal
Telephone: 803.253.3921
Direct Fax: 803.255.8017
colleenquillen@parkerpoe.com

Charleston, SC
Charlotte, NC
Columbia, SC
Myrtle Beach, SC
Raleigh, NC
Spartanburg, SC

Copied 6/21/11 CSr

June 16, 2011

RECEIVED
JUN 17 2011
Freedom of Information Office

Via Facsimile 898.3816
Mr. Jody M. Hamm, Director
Freedom of Information Office
SC DHEC
2600 Bull Street
Columbia, SC 29201

CON Rec'd 6/21/11 BB

Dear Jody:

Please consider this letter our request pursuant to the Freedom of Information Act for copies of **the referenced pages (underlined)** in connection with each of the Certificate of Need applications identified below:

- **Carolina Regional Cancer Center, LLC-Conway**
  Purchase and installation of a linear accelerator for a new cancer treatment center to be established in an existing medical office building in Conway, South Carolina
  $5,107,612.78 - **All pages following bates stamped page 540**.

- **Carolina Regional Cancer Center, LLC-Murrells Inlet**
  Construction for the relocation and replacement of an existing linear accelerator from the existing location of Carolina Regional Cancer Center in Myrtle Beach to a new cancer treatment center to be construction in Murrells Inlet
  $7,993,972.08 - **All pages following bates stamped page 371**.

- **North Strand Radiation Oncology Center, LLC**
  Purchase and installation of a linear accelerator to be located within a newly constructed free-standing radiation therapy center
  $9,522,745 - **All pages following bates stamped page 623**.

Please give me a call when the material is ready so that I may arrange for our courier to pick up the same. Of course, we agree to pay the Department's usual and customary fees for providing this information. Please call me if you have any questions. Thank you.

TO: CON 6/20/11 CSr

Sincerely,

Colleen C. Quillen

H 0543

STRATEGICDIRECTIONS
Sam Tolbert
115 Parkwood Road
Greenwood, SC 29646
Phone: 864.992.0084
Fax: 803.753.9688 (electronic fax service)
Email: STolbert@StrategicDirectionsInc.com

June 28, 2011



Beverley Brandt, Chief
Bureau of Health Facilities and Services Development
South Carolina Department of Health and Environmental Control
Heritage Building, Suite 201
1777 St. Julian Place
Columbia, SC 29204

Subject: Purchase and installation of a linear accelerator for a new cancer treatment center to be established in an existing medical office building located in Conway, SC; Carolina Regional Cancer Center, LLC – Conway; Horry County

Dear Ms. Brandt:

This letter is in follow-up to your request for additional information on June 3, 2011, relative to the above referenced project. Your requests are shown below in italics and our response follows in regular typeface.

1. Please indicate the proposed capacity in treatments/year for the proposed new Varian TrueBeam system (Page IX-5 Certificate of Need Standards for Radiotherapy, 2010-2011 South Carolina Health Plan). Please indicate what percentage of projected treatments are anticipated to be conventional vs. IMRT/IGRT.

Given the *SC Health Plan*'s threshold capacity of 7,000 treatments per year, the Varian TrueBeam System and the new Varian iX System can comfortably handle 9,000 treatments per year as operated by CRCC on a 12-hour day and 7,000 if operating on 9-hour days. Actual capacity for a particular provider, of course, is driven by the efficiency of operations and "normal" hours of operation. As demonstrated, CRCC's operating hours are adjusted to meet the need to its patients and extended as volume warrants.

The number of IMRT versus conventional treatment modalities is influenced by and fluctuate with the diagnosis mix being treated. IGRT can be used with both types of treatment modalities, as medically indicated. The treatment modality depends on the diagnosis mix. Over the past 12 months ,70% were treated with IMRT and 30% received conventional treatment; IGRT, which can be performed on both, was 72%.

2. Please provide an update on the status of the affiliation with the MUSC Hollings Cancer Center. Please address any impact upon utilization that might result from the termination of the affiliation.

CRCC has not been successful in reestablishing its long-standing affiliation with MUSC and is exploring a relationship with Duke University. It should be noted that patient referral and utilization has not been affected by the MUSC affiliation and CRCC's desire for such affiliations is to support medical research and clinical trials.

3. For B-10, please address any overlap of referral sources with existing and proposed radiotherapy facilities in your service area.

The Francis B. Ford Cancer Treatment Center in Georgetown is the only other provider of radiotherapy treatment in the service area. In CRCC's volume projections, there was no assumed change in existing referral patterns and CRCC does not anticipate this project in Conway or our proposed project in Murrells Inlet will have an adverse impact on the Francis B. Ford Cancer Treatment Center in Georgetown.

We are not privy to the number of referrals by physician to the Francis B. Ford Cancer Treatment Center and cannot address your question regarding "overlap" referral sources. There may be physicians who refer to both cancer centers depending on the particular case and/or patient preference. We are confident in CRCC's referral base and its long history of service (31 years) and believe the viability of our projects in Conway and in Murrells Inlet have been demonstrated without any assumption that CRCC would encroach on existing referral patterns to the Francis B. Ford Cancer Treatment Center.

CRCC is aware that a CON application has been submitted by North Grand Strand Radiation Oncology Center, LLC to purchase and install a linear accelerator at 3719 Sea Mountain Highway in Little River, SC (29655). North Grand Strand Radiation Oncology Center has no experience as a provider of radiation therapy services and no demostrated ability to attract patient referrals in this service. However, CRCC believes nearly all of the patient referrals expected by North Grand Strand will be from patient referral sources presently referring to CRCC. North Grand Strand's CON application (on page 5) states the two closest treatment centers (beyond CRCC) are 60 and 81 miles from its proposed site. CRCC in Myrtle Beach is only 17 miles away. Therefore, it seems likely that the patients expected to be treated at North Grand Strand would otherwise have been referred to CRCC.

4. *For B-11, please provide the projected number of patients to be treated in 2012, 2013 and 2014 by Zip Code.*

We did not project patient volume by individual zip code and do not have the data to share. We anticipate all of the patients treated at the CRCC proposed office in Conway will come from the Conway and Loris areas as defined in Exhibit 20 of our application. This exhibit shows CRCC's patient volumes by zip code and grouped by the defined areas. In total, 28% of CRCC's patients reside in the defined Conway and Loris areas. We assumed overall ¾ of this percentage, or 21%, would be treated in the Conway office, but we did not calculate the number of patients by individual zip codes.

In response to your request, we developed the following table that assumes the procedures would be spread by zip code based on the proportion of patients from the Conway and Loris areas reported in Exhibit 20:

Utilization by Patient Residence		ZIP Code	Area	% of Patients	Projected Number of Patient Treatments		
					2012	2013	2014
4	**29511-Aynor**	29511	Conway	5.7%	277	284	291
6	**29526-Conway**	29526	Conway	44.3%	2,149	2,203	2,259
7	**29527-Conway**	29527	Conway	20.0%	971	995	1,020
8	**29544-Galivants Ferry, I**	29544	Conway	9.3%	451	462	474
9	**29545-Green Sea , HC**	29545	Loris	0.7%	35	36	36
15	**29569-Loris, HC**	29569	Loris	17.9%	867	888	911
22	**29581-Nichols, HC**	29581	Loris	2.1%	104	107	109
			Total	100.0%	4,854	4,976	5,100

However, we do not believe this will be entirely accurate since it is more likely there will be a higher "capture rate" for the zip codes closer to the Conway office and a lower percentage to those more distant. Still, this will give you a relative idea of the number of treatments by zip code for our proposed office.

5. *For B-13, please further address availability and accessibility as a serious problem in terms of travel time. It is noted that information provided on page 16 indicates "a patient from the Conway and Loris area would save an average of 20 minutes on each round-trip."*

This proposed project is justified based on several important factors:

- CRCC needs an additional linear accelerator. In order to meet the needs of its patients, CRCC is operating from 7 a.m. to 10:30 or 11:00 p.m. on weekdays and is open on weekends as needed. CRCC's proposed office in Conway will add a much needed fourth linear accelerator to its practice. This will improve the availability of services and place the linear accelerator in another population center which will lower the travel time for persons in the Conway and Loris areas.
- The addition of the accelerator in Conway will improve the accessibility of services. Table 9 on page 17 of our CON application shows the travel time to the closest treatment center will be reduced by approximately 10 minutes each way for patients residing in the Conway and Loris areas. This increased accessibility will significantly improve convenience to these patients.
- Creating a new single linear accelerator provider would be a disservice to patients. We believe any additional linear accelerator in the service area should be added to the existing provider that has the current volume and track-record to justify the expansion, not to a new provider with no history. Adding a fourth linear accelerator to CRCC will give patients greater options and choices. A single unit provider has only one linear accelerator to schedule, has no contingency options if the unit is out-of-service, and has fewer professional staff to cover for vacation or unexpected illnesses.
- CRCC can implement the much needed project quicker than other alternatives. In order to address the problems in availability and accessibility, CRCC can bring online the much needed additional linear accelerator in six months instead of 17 months as stated in the North Grand Strand CON application (Attachment G).

If you have any questions or require further information, please let me know.

Respectfully submitted,

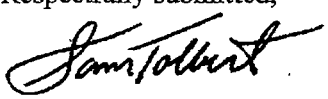

Sam Tolbert

cc: Patricia Price, Administrator, Carolina Regional Cancer Center

1106239

rec'd 6/24/11 CSR

Nelson Mullins

Nelson Mullins Riley & Scarborough LLP
Attorneys and Counselors at Law
1320 Main Street / 17th Floor / Columbia, SC 29201
Tel: 803.799.2000 Fax: 803.256.7500
www.nelsonmullins.com

Tammie M. Pope
Senior Paralegal
Tel: 803.255.9561
tammie.pope@nelsonmullins.com

copied 6/28/11 CSR

June 24, 2011

Via Facsimile

Jody M. Hamm, Director
Freedom of Information Office
South Carolina Department of Health
and Environmental Control
2600 Bull Street
Columbia, SC 29201

Re: Carolina Regional Cancer Center, LLC, Conway—Horry County
Purchase and Installation of a Linear Accelerator for a New Cancer Treatment Center to be Established in Conway, SC

Dear Jody:

I am writing pursuant to the South Carolina Freedom of Information Act to request a copy of any materials in DHEC's file regarding the CON application described above that were submitted after March 9, 2011, which was the date of submission of the CON application. We have the application, but would like copies of all submissions after that date.

Once the copies have been made, please call me and I will have a runner pick them up. Please submit an invoice along with the copy and we will remit payment upon receipt. Thank you for your assistance in this matter and I look forward to hearing from you when the copy is ready.

Very truly yours,

Tammie M. Pope

Tammie M. Pope
Senior Paralegal

TO: CON
6/24/11
TMP CSR

RECEIVED
JUN 24 2011
Freedom of Information Office

Nelson Mullins

Nelson Mullins Riley & Scarborough LLP
1320 Main Street / 17th Floor
Post Office Box 11070 (29211-1070)
Columbia, South Carolina 29201
Tel: (803) 799-2000 Fax: (803) 256-7500
www.nelsonmullins.com

Facsimile Cover Sheet

TO: Jody M. Hamm FAX No. (803) 898-3816
COMPANY: DHEC PHONE No.
LOCATION: Columbia, SC PAGES: 2 including cover sheet

* * *

FROM: Tammie M. Pope DID No. 803.255.9561
RETURN TO: Jane Heinzelman FAX No. 803.255.5506
DATE/TIME: June 24, 2011 at 11:38 AM FILE No.

COMMENTS:

CONFIDENTIALITY NOTICE: The information contained in this facsimile message may be attorney privileged and confidential information and is intended only for the use of the individual or entity named above. If the reader of this message is not the intended recipient, or the employee or agent responsible to deliver it to the intended recipient, you are hereby notified that any dissemination, distribution or copying of this communication is strictly prohibited. If you have received this communication in error, please immediately notify us by telephone, and return the original message to us at the above address via the U.S. Postal Service. Thank you.

IF YOU DID NOT RECEIVE ALL PAGES, PLEASE CALL BACK AS SOON AS POSSIBLE FAX Page 1

rcvd 1/14/11 CON

1107095

Parker Poe

Colleen C. Quillen
Paralegal
Telephone 803 253 8921
Direct Fax 803 255 8017
colleenquillen@parkerpoe.com

Charleston, SC
Charlotte, NC
Columbia, SC
Myrtle Beach, SC
Raleigh, NC
Spartanburg SC

copied 7/18/11 CON

July 13, 2011

Via Facsimile 898.3816
Mr. Jody M. Hamm, Director
Freedom of Information Office
SC DHEC
2600 Bull Street
Columbia, SC 29201

RECEIVED
JUL 13 2011
Freedom of Information Office

Dear Jody:

Please consider this letter our request pursuant to the Freedom of Information Act for copies of **the referenced pages (underlined)** in connection with each of the Certificate of Need applications identified below:

- **Carolina Regional Cancer Center, LLC-Conway**
  Purchase and installation of a linear accelerator for a new cancer treatment center to be established in an existing medical office building in Conway, South Carolina
  $5,107,612.78 - **All pages following bates stamped page 542**.

- **Carolina Regional Cancer Center, LLC-Murrells Inlet**
  Construction for the relocation and replacement of an existing linear accelerator from the existing location of Carolina Regional Cancer Center in Myrtle Beach to a new cancer treatment center to be construction in Murrells Inlet
  $7,993,972.08 - **All pages following bates stamped page 377**.

- **North Strand Radiation Oncology Center, LLC**
  Purchase and installation of a linear accelerator to be located within a newly constructed free-standing radiation therapy center
  $9,522,745 - **All pages following bates stamped page ~~884~~**. 629

Please give me a call when the material is ready so that I may arrange for our courier to pick up the same. Of course we agree to pay the Department's usual and customary fees for providing this information. Please call me if you have any questions. Thank you

Sincerely,

Colleen C. Quillen

To: CON 7/14/11 CON

0549

Parker Poe

1201 Main Street
Suite 1450
P.O. Box 1509
Columbia, SC 29202-1509
Telephone 803.255.8000
Fax. 803 255.8017
www.parkerpoe.com

Charleston, SC
Charlotte, NC
Columbia, SC
Myrtle Beach, SC
Raleigh, NC
Spartanburg, SC

Facsimile Transmission Cover Sheet

Category of Fax:

☐ Confidential ☐ Secret

In case of difficulty in transmission of Facsimile, please call: 803.253.8921

To:	Company:	Fax No.	Recipient's Phone No.
Jody M. Hamm	**Freedom of Information**	**898.3816**	
Beverly Brandt	**DHEC CON**	**545.4579**	

From: **Colleen Quillen** Date: **July 13, 2011**

Client-Matter:

Re:

Comments:

Total number of pages including cover: 3

Transmitted by: _____

Time: _____

* *Notice* *

The information contained in this facsimile is privileged and/or confidential and is intended only for the use of the person to whom it is addressed. If the reader of this message is not the intended recipient (or such recipient's employee or agent), you are hereby notified not to read, distribute or copy the materials attached hereto without the prior written consent of the sender. If you have received this facsimile in error, please notify the sender by collect telephone call and return the original facsimile to us at the above address by U.S. postal service and we will reimburse you for the required postage. Thank you.

0550

BRUNER, POWELL, WALL & MULLINS, LLC
ATTORNEYS AND COUNSELORS AT LAW
1735 ST. JULIAN PLACE, SUITE 200
POST OFFICE BOX 61110
COLUMBIA, SOUTH CAROLINA 29260-1110
TELEPHONE (803) 252-7693
FAX (888) 465-8015
WWW.BPUNERPOWELL.COM

JAMES L. BRUNER, P.A.
WARREN C. POWELL, JR., P.A.*
HENRY P. WALL, P.A.
E. WADE MULLINS, III, P.A.
* Also Admitted in District of Columbia

BRIAN P. ROBINSON, P.A.
WESLEY D. PEEL, P.A.
JOEY R. FLOYD, P.A.
WILLIAM D. BRITT, JR., P.A.

LEAH EDWARDS GARLAND
BENJAMIN C. BRUNER

AUTHOR'S E-MAIL:
WMULLINS@BRUNERPOWELL.COM

July 15, 2011

VIA EMAIL brandtba@dhec.sc.gov
and US MAIL
Beverly A. Brandt, Chief
Bureau of Health Facilities and Services Development
SC Department of Health and Environmental Control
2600 Bull Street
Columbia, South Carolina 29201

JUL 18 2011

Re: CON for North Strand Radiation Oncology Ctr., LLC – purchase and installation of a linear accelerator to be located within a newly constructed free-standing radiation therapy center
Bruner Powell File No.: 7-2148.100

Dear Ms. Brandt:

I represent Carolina Regional Cancer Center which provides radiation therapy services at its location in Myrtle Beach, South Carolina. North Strand Radiation Oncology Center, LLC has filed a Certificate of Need Application with the Department seeking to develop a radiation therapy facility in Little River, South Carolina

By virtue of its status as a person located in the service area in which the project is to be located and who provides similar services, Carolina Regional Cancer Center considers itself an affected person with regards to the above-referenced application. Therefore I am requesting that I be copied on all correspondence or other written communications relating to the above-referenced application. I would also request the opportunity to receive any Notices issued by the Department concerning this application as well as be provided an opportunity to receive copies of all documents submitted in connection with the above referenced application. I thank you for your attention to this matter and ask that you contact me with any questions.

With my best regards, I am

Sincerely yours,

E. Wade Mullins, III

EWM/das

0551

D H E C
PROMOTE PROTECT PROSPER
C. Earl Hunter, Commissioner
Promoting and protecting the health of the public and the environment

CERTIFIED MAIL 91 7199 9991 7030 0505 8518

July 18, 2011

Patricia Price, Regional Administrator
Carolina Regional Cancer Center
4708 Oleander Drive
Myrtle Beach, SC 29577

RE: Purchase and installation of a linear accelerator for a new cancer treatment center to be established in an existing medical office building located in Conway, SC.
Carolina Regional Cancer Center, LLC – Conway
Conway, South Carolina

Dear Ms. Price:

This is to notify you that the above referenced project has been determined to be complete for purposes of review by the Office of Certification of Need. Enclosed is an invoice for the required Certificate of Need application fee. It may be paid by a valid check made payable to the S.C. Department of Health and Environmental Control, or you may pay by credit card at www.scdhec.net by going to Online Services & Tools and selecting invoice payment and following those instructions. This is a secure website.

The Department will notify affected persons, which begins the review period, only after the appropriate application fee is paid and the project has been published in the next available state register. Should the application fee not be received within 15 days from receipt of the Department's invoice by the applicant, the Certificate of Need application will be considered withdrawn.

Should the application fee be received within 15 days, a proposed decision will be made by this Department no earlier than 30 days but no later than 120 days from the date of notification of affected persons unless a public hearing is held. In cases where a public hearing is conducted, the Department will render a proposed decision after the date of the public hearing, but no later than 150 days from the date of notification to affected persons.

In accordance with Section 304 of Regulation No. 61-15, Certification of Need for Health Facilities and Services, the following project review criteria are considered more important in the review of this application. These criteria are ranked according to their relative importance with the most important being listed first. All other relevant criteria will be given equal importance.

1. Compliance with the 2010-2011 South Carolina Health Plan

2. Community Need Documentation – 2a, 2b, 2c, 2e
   Distribution (Accessibility) – 3a, 3b, 3c, 3e, 3f
   Record of the Applicant – 13a, 13b

0552

3. Acceptability – 4a
   Distribution - 22
   Adverse Effects on Other Facilities – 23a

4. Financial Feasibility – 15
   Cost Containment – 16a, 16c
   Projected Revenues/Projected Expenses – 6a, 7

Any supplementary information relative to your application will be accepted until a proposed decision is made regarding this project by Department staff.

Should you require further information, please contact me at (803) 545-4200.

Sincerely,

Beverly Brandt

Beverly Brandt, Chief
Bureau of Health Facilities and Services Development

cc: Sam Tolbert, Strategic Directions, Inc.

Enclosure: Invoice

D H E C

PROMOTE PROTECT PROSPER

South Carolina Department of Health and Environmental Control

INVOICE FOR SERVICES

Bureau of Financial Management / Sims/Aycock Building
2600 Bull St, Columbia, South Carolina 29201

Invoice No.
PC08265-1

Invoice To:
CAROLINA REGIONAL CANCER CENTER, LLC - CONWAY
ATTN: PATRICIA PRICE, REGIONAL ADMINISTRATOR
4708 OLEANDER DR
MYRTLE BEACH, SC 29577-

Ship To:
S.C. DHEC
Attention: Bureau of Financial Management
2600 Bull Street
Columbia, South Carolina 29201

Date:	Terms:	Department Name	Order Filled By:
7/18/2011	**DUE UPON RECEIPT**	Planning and Programs	BRIGGSBW

Description of Services: CAROLINA REGIONAL CANCER CENTER, LLC - PURCHASE AND INSTALLATION OF A LINEAR ACCELERATOR FOR A NEW CANCER TREATMENT CENTER TO BE ESTABLISHED IN AN EXISTING MEDICAL OFFICE BUILDING LOCATED IN CONWAY, SC - CON APPLICATION FEE

Qnty	Unit Description	Loc	Organ.	Fund	Account	Analytical	Unit Price	Amount
1	CON APPLICATION FEE	400	402011	428015	4486701	0000000	$7,000.00	$7,000.00
							Total:	$7,000.00

Payment can be made by credit card by completing the below form or by visiting www.scdhec.com and clicking on Invoice Payment under the Quick Links.

Name as it appears on credit card _____ Telephone Number _____

Mailing Address _____

Master Card / Visa / Discover

Type of card (circle one) _____ Credit Card Number _____

Expiration Date _____ Signature _____

0554

Note: Make checks payable to South Carolina Department of Health and Environmental Control, remit to above address to the Attention of: Bureau of Financial Management

D H E C
PROMOTE PROTECT PROSPER
C. Earl Hunter, Commissioner
Promoting and protecting the health of the public and the environment.

July 21, 2011

E. Wade Mullins, III, Esquire
Bruner Powell
PO Box 61110
Columbia, SC 29260-1110

RE: Request for "Affected Person" status for purchase and installation of a linear accelerator to be located within a newly constructed free-standing radiation therapy center
North Strand Radiation Oncology Center
Little River, South Carolina

Dear Mr. Mullins:

This letter acknowledges the receipt of your request of July 15, 2011, for your client, Carolina Regional Cancer Center, to be considered an "affected person" in regards to the above referenced applicable Certificate of Need Application. We will provide you with notifications regarding these applications in accordance with 24A S.C. Code Ann. Regs. 61-15 §305.1, Certification of Need for Health Facilities and Services (Supp. 2010) and S.C. Code Ann. §§ 44-7-210 (A) and (C) (2002 and Supp. 2010). These notifications will consist of the "Complete" letter and the "Decision" letter. Should you have any questions, please contact me at (803) 545-4200.

Sincerely,

Beverly Brandt

Beverly A. Brandt, Chief
Bureau of Health Facilities and Services Development

Enclosure

cc: Arnold Green, President, Loris Health Services, Inc.

0555

D H E C

PROMOTE PROTECT PROSPER

C. Earl Hunter, Commissioner

Promoting and protecting the health of the public and the environment.

Memorandum

Date: April 15, 2011

To: Regulated Community

From: Beverly A. Brandt, MPH, Chief
Bureau of Health Facilities and Services Development

Beverly Brandt

Subject: Correspondence provided to affected persons

Effective immediately, Bureau of Health Facilities and Services Development will only provide affected persons with a copy of the notification to the applicant that the application has been deemed complete ("Complete" letter), the date of project review meeting (if applicable), and a copy of the proposed decision to grant or deny the Certificate of Need ("Decision" letter). These notifications are provided in accordance with 24A S.C. Code Ann. Regs. 61-15 §305.1, Certification of Need for Health Facilities and Services (Supp. 2010) and S.C. Code Ann. § 44-7-210(C) (Supp. 2010). All other information related to a CON application may be obtained by filing a request with the Freedom of Information Center. Further information regarding the Center is available at: http://www.dhec.sc.gov/administration/foi.

File(s) may also be viewed by appointment. The Bureau of Health Facilities and Services Development may be contacted at (803)545-4200.

Thank you for your cooperation.

0556

Rec'd 8/8/11 CS

1108 043

Parker Poe

Colleen C. Quillen
Paralegal
Telephone: 803.255.8921
Direct Fax: 803.255.8017
colleenquillen@parkerpoe.com

Charleston, SC
Charlotte, NC
Columbia, SC
Myrtle Beach, SC
Raleigh, NC
Spartanburg, SC

copied 08/08/11

August 4, 2011

Via Facsimile 898.3816
Ms. Carla Mew
Freedom of Information Office
SC DHEC
2600 Bull Street
Columbia, SC 29201

Dear Ms. Mew:

Please consider this letter our request pursuant to the Freedom of Information Act for copies of the referenced pages (underlined) in connection with each of the Certificate of Need applications identified below:

- **Carolina Regional Cancer Center, LLC-Conway**
  Purchase and installation of a linear accelerator for a new cancer treatment center to be established in an existing medical office building in Conway, South Carolina
  $5,107,612.78 - **All pages following bates stamped page 553**.

- **Carolina Regional Cancer Center, LLC-Murrells Inlet**
  Construction for the relocation and replacement of an existing linear accelerator from the existing location of Carolina Regional Cancer Center in Myrtle Beach to a new cancer treatment center to be construction in Murrells Inlet
  $7,993,972.08 - **All pages following bates stamped page 394**.

- **North Strand Radiation Oncology Center, LLC**
  Purchase and installation of a linear accelerator to be located within a newly constructed free-standing radiation therapy center
  $9,522,745 - **All pages following bates stamped page 633**.

Rec'd 8/9/11 Bnggs

Please give me a call when the material is ready so that I may arrange for our courier to pick up the same. Of course, we agree to pay the Department's usual and customary fees for providing this information. Please call me if you have any questions. Thank you.

Sincerely,

Colleen C. Quillen

To: CON 8/8/11 CS

RECEIVED
AUG 04 2011
Freedom of Information Office

0557

R003185

Parker Poe

1201 Main Street
Suite 1450
P O. Box 1509
Columbia, SC 29202-1509
Telephone: 803.255.8000
Fax. 803.255.8017
www.parkerpoe.com

Charleston, SC
Charlotte, NC
Columbia, SC
Myrtle Beach, SC
Raleigh, NC
Spartanburg, SC

Facsimile Transmission Cover Sheet

Category of Fax:

☐ Confidential ☐ Secret

In case of difficulty in transmission of Facsimile, please call: 803.253.8921

To:	Company:	Fax No.	Recipient's Phone No.
Cathy Mew	Freedom of Information	898.3816	
Beverly Brandt	DHEC CON	545.4579	

From: **Colleen Quillen** Date: **August 4, 2011**

Client-Matter:

Re:

Comments:

Total number of pages including cover: **2** Transmitted by: _____

Time: _____

* *Notice* *

The information contained in this facsimile is privileged and/or confidential and is intended only for the use of the person to whom it is addressed. If the reader of this message is not the intended recipient (or such recipient's employee or agent), you are hereby notified not to read, distribute or copy the materials attached hereto without the prior written consent of the sender. If you have received this facsimile in error, please notify the sender by collect telephone call and return the original facsimile to us at the above address by U.S. postal service and we will reimburse you for the required postage.
Thank you.

0558

PPAB 1639137v1

rcvd 8/17/2011

1108130

Moore&VanAllen

August 15, 2011

Jason K. Locklair
Attorney at Law

T 843 579 7055
F 843 579 8755
jasonlocklair@mvalaw.com

Moore & Van Allen PLLC

Suite 300
40 Calhoun Street
Charleston, SC 29401-3535

Mailing Address:
Post Office Box 22828
Charleston, SC 29413-2828

copied 08/25/11

VIA FACSIMILE (803) 898-3816
ORIGINAL TO FOLLOW BY CERTIFIED MAIL
RETURN RECEIPT REQUESTED

Mr. Jody M. Hamm, Director
Freedom of Information Center
Department of Health and Environmental Control
Division of Health Licensing
2600 Bull Street
Columbia, South Carolina 29201-1708

Re: Request for Information Pursuant to the South Carolina Freedom of Information Act S.C. Code ANN. Section 30-4-10, et seq., (1976) (the "SC FOIA")

Dear Mr. Hamm:

We understand that the Conway, South Carolina location of Carolina Regional Cancer Center, LLC has submitted to the South Carolina Department of Health and Environmental Control (the "SCDHEC") an application for a Certificate of Need ("CON") concerning the purchase and installation of a linear accelerator for a new cancer treatment center to be established in an existing medical office building in Conway, South Carolina (the "Conway Transaction"). With regard to the Conway Transaction, we do not believe there is any exemption that would allow information to be withheld under the SC FOIA. Therefore, please consider this letter a formal request, under the SC FOIA cited above, for copies of the SCDHEC's Division of Health Licensing's file(s) containing any and all information and documentation submitted on or after April 5, 2011 and concerning the Conway Transaction.

In the event that any part or all of these records are withheld, I respectfully request a complete listing of all such records being withheld and the specific exemption being claimed for the withholding of each.

Please note that I would like to pre-authorize this firm's payment for the search and copying fees in order to expedite the production of these documents provided that such fees do not exceed $300.00. If such fees exceed $300.00, please let me know before you fill my request. Additionally, please consider this a continuing request subject to the $300.00 limitation above.

Should you have any questions concerning this request, please telephone me immediately at the above number. I thank you in advance for your anticipated assistance in this matter.

Best regards,

Moore & Van Allen, PLLC

Jason K. Locklair

TO: CON 8/18/2011

RECEIVED
AUG 15 2011
Freedom of Information Office

Charlotte, NC
Research Triangle Park, NC
Charleston, SC

24-11 BB

0559

Life is a gift. Live it *well.*®

Grand Strand
Regional Medical Center

August 16, 2011

AUG 17 2011

Via Hand Delivery
Beverly A. Brandt, Chief
Bureau of Health Facilities and Services Dept.
SC DHEC
1777 St. Julian Place, Suite 201
Columbia, SC 29204

Re: Carolina Regional Cancer Center LLC-Conway's CON Application for the Purchase and Installation of a Linear Accelerator for a New Cancer Treatment Center to be Established in an Existing MOB in Conway, South Carolina
Horry County, South Carolina

Dear Ms. Brandt:

Pursuant to S.C. Code Ann. §44-7-130(1) and S.C. Reg. 61-15, Grand Strand Regional Medical Center ("GSRMC") hereby requests that GSRMC be considered an affected person in connection with Carolina Regional Cancer Center, LLC-Conway's ("CRCC") CON application for the purchase and installation of a linear accelerator for a new cancer treatment center to be established in an existing MOB located in Conway, South Carolina.

In addition, please accept this letter as notice that GSRMC opposes the above-referenced CON application.

Consistent with your April 15, 2011 Memorandum to the Regulated Community, GSRMC is formally requesting to be notified of all correspondence between the Department and the Applicant, CRCC, including but not limited to notifications that the application has been deemed complete, notifications of project review criteria, project review meetings and hearings, as well as the Department's staff decision regarding the referenced application.

Should you have any questions, please do not hesitate to contact me.

With best regards, I am

Sincerely,

Doug White

Doug White
Chief Executive Officer

0560

809 82nd Parkway . Myrtle Beach, SC 29572 | grandstrandmed.com | Phone 843.692.1000

DEPARTMENT OF HEALTH AND ENVIRONMENTAL CONTROL

In accordance with Section 44-7-200(D), Code of Laws of South Carolina, the public is hereby notified that a Certificate of Need application has been accepted for filing and publication August 26, 2011, for the following project(s). After the application is deemed complete, affected persons will be notified that the review cycle has begun. For further information, please contact Mrs. Sarah "Sallie" C. Harrell, Division of Planning and Certification of Need, 2600 Bull St., Columbia, SC 29201 at (803) 545-4200.

Affecting Dorchester County

Construction for the establishment of a free standing Ambulatory Surgical Facility (ASF) with two (2) endoscopy suites
Elms Endoscopy Center of Dorchester County
St. George, South Carolina
Project Cost: $2,841,480

Affecting Edgefield County

Establishment of a home health agency restricted to serve Edgefield County
Community Health, Inc.
Edgefield, South Carolina
Project Cost: $ 78,981

Affecting Horry County

Construction for the establishment of a new radiation therapy service in a center attached to the main hospital
Grand Strand Regional Medical Center
Myrtle Beach, South Carolina
Project Cost: $ 9,788,625

In accordance with Section 44-7-210(A), Code of Laws of South Carolina, and S.C. DHEC Regulation 61-15, the public and affected persons are hereby notified that for the following projects, applications have been deemed complete, and the review cycle has begun. A proposed decision will be made as early as 30 days, but no later than 120 days, from August 26, 2011. "Affected persons" have 30 days from the above date to submit comments or requests for a public hearing to Mr. Les W. Shelton, Division of Planning and Certification of Need, 2600 Bull Street, Columbia, S.C. 29201. If a public hearing is timely requested, the Department's decision will be made after the public hearing, but no later than 150 days from the above date. For further information call (803) 545-4200.

Affecting Charleston County

Renovation for the purchase and installation of a 1.5T Magnetic Resonance Imaging (MRI) unit to be located at 2550 Elms Center Road
Palmetto Primary Care Physicians, LLC
North Charleston, South Carolina
Project Cost: $1,634,954.01

Affecting Greenville County

Initiation of mobile Positron Emission Tomography/Computed Tomography (PET/CT) services two (2) days per week at 125 Commonwealth Drive, Greenville, SC
Bon Secours St. Francis Hospital – Eastside
Greenville, South Carolina
Project Cost: $808,855

Affecting Horry County

Purchase and installation of a linear accelerator for a new cancer treatment center to be established in an existing medical office building located in Conway, SC
Carolina Regional Cancer Center, LLC - Conway
Conway, South Carolina
Project Cost: $5,107,613

Renovation of existing space for the replacement of an open 0.3T Magnetic Resonance Imaging (MRI) unit with a fixed 1.5T MRI
Seacoast Medical Center
Little River, South Carolina
Project Cost: $2,019,256.10

Affecting Pickens County

Construction of a fifty (50) bed addition to accommodate the transfer of forty-four (44) nursing home beds from Redeemer Health & Rehab of Pickens (Pickens, SC) and six (6) nursing home beds from Capstone Health & Rehab of Easley (Easley, SC) for a total licensed bed capacity of one hundred-thirty (130) nursing home beds
Manna Health & Rehab of Pickens, LLC
Pickens, South Carolina
Project Cost: $3,723,624

Affecting Spartanburg County

Construction for the addition of six (6) rehabilitation beds to its existing program for a total of twenty-four (24) rehabilitation beds
Mary Black Memorial Hospital
Spartanburg, South Carolina
Project Cost: $113,929

D H E C
PROMOTE PROTECT PROSPER
C. Earl Hunter, Commissioner
Promoting and protecting the health of the public and the environment.

September 12, 2011

Doug White, CEO
Grand Strand Regional Medical Center
809 82nd Parkway
Myrtle Beach, SC 29572

RE: Request for "Affected Person" status for:
Purchase and installation of a linear accelerator to be located within a newly constructed free-standing radiation therapy center
North Strand Radiation Oncology Center
Little River, South Carolina
and

RE: Purchase and installation of a linear accelerator for a new cancer treatment center to be established in an existing medical office building located in Conway, SC.
Carolina Regional Cancer Center, LLC – Conway
Conway, South Carolina

Dear Mr. White:

This letter acknowledges the receipt of your requests of August 16, 2011, to be considered an "affected person" in regards to the above referenced applicable Certificate of Need Applications in Horry County. We will provide you with notifications regarding these applications in accordance with 24A S.C. Code Ann. Regs. 61-15 §305.1, Certification of Need for Health Facilities and Services (Supp. 2010) and S.C. Code Ann. §§ 44-7-210 (A) and (C) (2002 and Supp. 2010). These notifications will consist of the "Complete" letter and the "Decision" letter. Should you have any questions, please contact me at (803) 545-4200.

Sincerely,

Beverly Brandt

Beverly A. Brandt, Chief
Bureau of Health Facilities and Services Development

cc: Patricia Price, Regional Administrator, CRCC
E. Wade Mullins, III, Esquire, Bruner Powell
Arnold Green, President, Loris Health Services, Inc
Don Meyer, Moore & Van Allen
Will Thomas, Esquire, Parker Poe

0564

rcvd 9/15/11 CS

copied 9/20/11 CS

Parker Poe

1109094

Colleen C. Quillen
Paralegal
Telephone: 803.253.8921
Direct Fax: 803.255.8017
colleenquillen@parkerpoe.com

Charleston, SC
Charlotte, NC
Columbia, SC
Myrtle Beach, SC
Raleigh, NC
Spartanburg, SC

September 14, 2011

Via Facsimile 898.3816
Ms. Karla A. Mew, Director
Freedom of Information Office
SC DHEC
2600 Bull Street
Columbia, SC 29201

Dear Ms. Mew:

Please consider this letter our request pursuant to the Freedom of Information Act for copies of the referenced pages (underlined) in connection with each of the Certificate of Need applications identified below:

- **Carolina Regional Cancer Center, LLC-Conway**
  Purchase and installation of a linear accelerator for a new cancer treatment center to be established in an existing medical office building in Conway, South Carolina
  $5,107,612.78 - All pages following bates stamped page 553.

- **Carolina Regional Cancer Center, LLC-Murrells Inlet**
  Construction for the relocation and replacement of an existing linear accelerator from the existing location of Carolina Regional Cancer Center in Myrtle Beach to a new cancer treatment center to be construction in Murrells Inlet
  $7,993,972.08 - All pages following bates stamped page 394.

- **North Strand Radiation Oncology Center, LLC**
  Purchase and installation of a linear accelerator to be located within a newly constructed free-standing radiation therapy center
  $9,522,745 - All pages following bates stamped page 677.

Please give me a call when the material is ready so that I may arrange for our courier to pick up the same. Of course, we agree to pay the Department's usual and customary fees for providing this information. Please call me if you have any questions. Thank you.

Sincerely,

Colleen C. Quillen

To: CON 9/15/11 CS

pulled 9/15/11

RECEIVED
SEP 14 2011
Freedom of Information Office

00565

R003193

Parker Poe

1201 Main Street
Suite 1450
P.O. Box 1509
Columbia, SC 29202-1509
Telephone: 803.255.8000
Fax: 803.255.8017
www.parkerpoe.com

Charleston, SC
Charlotte, NC
Columbia, SC
Myrtle Beach, SC
Raleigh, NC
Spartanburg, SC

Facsimile Transmission Cover Sheet

Category of Fax:

☐ Confidential ☐ Secret

In case of difficulty in transmission of Facsimile, please call: 803.253.8921

To:	Company:	Fax No.	Recipient's Phone No.
Karla A. Mew	Freedom of Information	898.3816	
Beverly Brandt	DHEC CON	545.4579	

From: Colleen Quillen Date: September 14, 2011

Client-Matter:

Re:

Comments:

Total number of pages including cover: 2 Transmitted by: _____

Time: _____

* *Notice* *

The information contained in this facsimile is privileged and/or confidential and is intended only for the use of the person to whom it is addressed. If the reader of this message is not the intended recipient (or such recipient's employee or agent), you are hereby notified not to read, distribute or copy the materials attached hereto without the prior written consent of the sender. If you have received this facsimile in error, please notify the sender by collect telephone call and return the original facsimile to us at the above address by U.S. postal service and we will reimburse you for the required postage.
Thank you.

PPAB 1839137v1

Rcvd 10/10/11 CSM

1110047

Parker Poe

Colleen C. Quillen
Paralegal
Telephone: 803.255.8921
Direct Fax: 803.255.8017
colleenquillen@parkerpoe.com

Charleston, SC
Charlotte, NC
Columbia, SC
Myrtle Beach, SC
Raleigh, NC
Spartanburg, SC

October 4, 2011

Via Facsimile 898.3816
Ms. Karla A. Mew, Director
Freedom of Information Office
SC DHEC
2600 Bull Street
Columbia, SC 29201

Dear Ms. Mew:

Please consider this letter our request pursuant to the Freedom of Information Act for copies of the referenced pages (underlined) in connection with each of the Certificate of Need applications identified below.

- **Carolina Regional Cancer Center, LLC-Conway**
  Purchase and installation of a linear accelerator for a new cancer treatment center to be established in an existing medical office building in Conway, South Carolina
  $5,107,612.78 - All pages following bates stamped page 564.

- **Carolina Regional Cancer Center, LLC-Murrells Inlet**
  Construction for the relocation and replacement of an existing linear accelerator from the existing location of Carolina Regional Cancer Center in Myrtle Beach to a new cancer treatment center to be construction in Murrells Inlet
  $7,995,972.08 - All pages following bates stamped page 482.

- **North Strand Radiation Oncology Center, LLC**
  Purchase and installation of a linear accelerator to be located within a newly constructed free-standing radiation therapy center
  $9,527,735 - All pages following bates stamped page 681.

- **Grand Strand Regional Medical Center**
  Construction for the establishment of a new radiation therapy service for the addition of a linear accelerator and CT Simulator
  $9,789,625 All pages following Exhibit C-9 of the intial CON application.

Pulled 10/6/11 CSM

TO: CON 10/6/11 CSM

Please give me a call when the material is ready so that I may arrange for our courier to pick up the same. Of course, we agree to pay the Department's usual and customary fees for providing this information. Please call me if you have any questions. Thank you.

RECEIVED
OCT 06 2011
Freedom of Information Office

Sincerely,

Colleen C. Quillen

Parker Poe

1201 Main Street
Suite 1450
P.O. Box 1509
Columbia, SC 29202-1509
Telephone: 803.255.8000
Fax: 803.255.8017
www.parkerpoe.com

Charleston, SC
Charlotte, NC
Columbia, SC
Myrtle Beach, SC
Raleigh, NC
Spartanburg, SC

Facsimile Transmission Cover Sheet

Category of Fax:

☐ Confidential ☐ Secret

In case of difficulty in transmission of Facsimile, please call: 803.253.8921

To:	Company:	Fax No.	Recipient's Phone No
Karla A. Mew	Freedom of Information	898.3816	
Beverly Brandt	DHEC CON	545.4579	

From: Colleen Quillen Date: October 4, 2011

Client-Matter:

Re:

Comments:

Total number of pages including cover: 2 Transmitted by _____

Time _____

Notice

The information contained in this facsimile is privileged and/or confidential and is intended only for the use of the person to whom it is addressed. If the reader of this message is not the intended recipient (or such recipient's employee or agent), you are hereby notified not to read, distribute or copy the materials attached hereto without the prior written consent of the sender. If you have received this facsimile in error, please notify the sender by collect telephone call and return the original facsimile to us at the above address by U.S. postal service and we will reimburse you for the required postage.
Thank you.

FP03 (09/11)

00568

Nelson Mullins

Nelson Mullins Riley & Scarborough LLP
Attorneys and Counselors at Law
1320 Main Street / 17th Floor / Columbia, SC 29201
Tel: 803.799.2000 Fax: 803.256.7500
www.nelsonmullins.com

RECEIVED
OCT 12 2011
HEALTH FACILITIES AND SERVICES DEVELOPMENT

Daniel J. Westbrook
Tel: 803.255.9456
Fax: 803.255.5164
dan.westbrook@nelsonmullins.com

October 11, 2011

Beverly A. Brandt, Bureau Chief
Division of Planning and Certification of Need
Bureau of Health Facilities & Services Development
South Carolina Department of Health
& Environmental Control
1777 St. Julian Place, Suite 201
Columbia, SC 29204

RE: Carolina Regional Cancer Center, LLC — Conway, SC
Purchase and installation of a linear accelerator for a new cancer treatment center to be established in an existing medical office building located in Conway, SC
Our File No. 05941/01519

Dear Ms. Brandt:

I am writing on behalf of Georgetown Hospital System to request that it be considered an "affected person" with regard to the above CON application being considered by DHEC based on its status as a person located within the service area in which the project is to be located and which provides similar services. If you have any questions regarding this request, please feel free to give me a call.

Very truly yours,

Daniel J. Westbrook

DJW:dmc
cc: Bruce P. Bailey
Rick Kaylor
David S. Levitt

00569

10-13 called Ms. Price

D H E C

PROMOTE PROTECT PROSPER

C. Earl Hunter, Commissioner

Promoting and protecting the health of the public and the environment.

October 18, 2011

Daniel J. Westbrook
Nelson Mullins
1320 Main Street, 17th Floor
Columbia, SC 29201

RE: Purchase and installation of a linear accelerator for a new cancer treatment center to be established in an existing medical office building located in Conway, SC.
Carolina Regional Cancer Center, LLC – Conway
Conway, South Carolina

Dear Mr. Westbrook:

Thank you for your letter dated October 11, 2011 requesting that your client, Georgetown Hospital System, be considered as an "affected person" in regards to the above referenced applicable Certificate of Need Application based on its status as a person located within the service area in which the project is to be located and which provides similar services. We will provide you with notifications regarding these applications in accordance with 24A S.C. Code Ann. Regs. 61-15 §305.1, Certification of Need for Health Facilities and Services (Supp. 2010) and S.C. Code Ann. § 44-7-210(C) (2002 and Supp. 2010).

Should you have any questions, please contact me at (803) 545-4200.

Sincerely,

Beverly Brandt

Beverly A. Brandt, Chief
Bureau of Health Facilities and Services Development

Enclosure

cc: Patricia Price, Regional Administrator, Carolina Regional Cancer Center
Wade Mullins, Bruner Powell

Rec'd 11/4/11 CB

1111018

BRUNER, POWELL, WALL & MULLINS, LLC

ATTORNEYS AND COUNSELORS AT LAW
1735 ST. JULIAN PLACE, SUITE 200
POST OFFICE BOX 61110
COLUMBIA, SOUTH CAROLINA 29260-1110
TELEPHONE (803) 252-7693
FAX (803) 254-5719
WWW.BRUNERPOWELL.COM

JAMES L. BRUNER, P.A.
WARREN C. POWELL, JR., P.A.*
HENRY P. WALL, P.A.
E. WADE MULLINS, III, P.A.

* Also Admitted in District of Columbia

BRIAN P. ROBINSON, P.A.
WESLEY D. PEEL, P.A.
JOEY R. FLOYD, P.A.
WILLIAM D. BRITT, JR., P.A.

LEAH EDWARDS GARLAND
BENJAMIN C. BRUNER

AUTHOR'S E-MAIL:
WMULLINS@BRUNERPOWELL.COM

Copied 11/9/11 CB

November 2, 2011

VIA HAND DELIVERY
Carla Mew, Director
SC DHEC
Freedom of Information Center
2600 Bull Street
Columbia, SC 29201

RE: Carolina Regional Cancer Center, LLC's CON to purchase and install a linear accelerator for a new cancer treatment center in an existing medical office building in Conway
Bruner Powell File No.: 7-2148.100

Dear Ms. Mew:

Pursuant to S.C. Code § 30-4-10, the Freedom of Information Act, I respectfully ask that you provide me with a copy of the Bates numbered Carolina Regional Cancer Center, LLC's CON application Volumes I and II in the above-referenced file.

I thank you for your attention to this matter and ask that you contact me with any questions.

With my best regards, I am

Sincerely yours,

E. Wade Mullins, III

EWM/das

To: CON 11/4/11 CB

RECEIVED
NOV 02 2011
Freedom of Information Office

00571

1111168

Parker Poe

Colleen C. Quillen
Paralegal
Telephone 803.253.8923
Direct Fax 803.255.8017
colleenquillen@parkerpoe.com

Charleston, SC
Charlotte, NC
Columbia, SC
Myrtle Beach, SC
Raleigh, NC
Spartanburg, SC

October 28, 2011

Via Facsimile 898.3816
Ms. Karla A. Mew, Director
Freedom of Information Office
SC DHEC
2600 Bull Street
Columbia, SC 29201

Dear Ms. Mew:

Please consider this letter our request pursuant to the Freedom of Information Act for copies of **all pages referenced below** in connection with each of the Certificate of Need applications identified below.

- **Carolina Regional Cancer Center, LLC-Conway**
  Purchase and installation of a linear accelerator for a new cancer treatment center to be established in an existing medical office building in Conway, South Carolina
  $5,187,612.78 – **Pages 1-514 AND all pages following bates stamped page 564.**

- **Carolina Regional Cancer Center, LLC-Murrells Inlet**
  Construction for the relocation and replacement of an existing linear accelerator from the existing location of Carolina Regional Cancer Center in Myrtle Beach to a new cancer treatment center to be construction in Murrells Inlet
  $7,993,972.98 - **All pages following bates stamped page 482**

- **North Strand Radiation Oncology Center, LLC**
  Purchase and installation of a linear accelerator to be located within a newly constructed free-standing radiation therapy center
  $9,522,745 – **Pages 1-357 AND all pages following bates stamped page 681.**

- **Grand Strand Regional Medical Center**
  Construction for the establishment of a new radiation therapy service for the addition of a linear accelerator and CT Simulator
  $9,788,625. **Pages 1-451 AND all pages following bates stamped page 644**

Please give me a call when the material is ready so that I may arrange for our courier to pick up the same. Of course, we agree to pay the Department's usual and customary fees for providing this information. Please call me if you have any questions. Thank you.

Sincerely,

Colleen C. Quillen

00572

Parker Poe

1201 Main Street
Suite 1450
P.O. Box 1509
Columbia, SC 29202-1509
Telephone: 803.799.9000
Fax: 803.253.8921
www.parkerpoe.com

Charleston, SC
Charlotte, NC
Columbia, SC
Myrtle Beach, SC
Raleigh, NC
Spartanburg, SC

Facsimile Transmission Cover Sheet

Category of Fax

☐ Confidential ☐ Secret

In case of difficulty in transmission of Facsimile, please call: 803.253.8921

To:	Company:	Fax No.	Recipient's Phone No.
Karla A. Mow	Freedom of Information	803.3816	
Beverly Brandt	DHEC CON	545.4579	

From: Colleen Quillen

Date: October 28, 2011

Client-Matter:

Re:

Comments:

Total number of pages including cover: 2

Transmitted by _____

Time: _____

Notice

The information contained in this facsimile is privileged and/or confidential and is intended only for the use of the person to whom it is addressed. If the reader of this message is not the intended recipient (or such recipient's employee or agent), you are hereby notified not to read, distribute or copy the materials attached hereto without the prior written consent of the sender. If you have received this facsimile in error, please notify the sender by collect telephone call, and return the original facsimile to us at the above address by U.S. Postal Service and we will reimburse you for the mailing postage. Thank you.

00573

D H E C
PROMOTE PROTECT PROSPER
C. Earl Hunter, Commissioner
Promoting and protecting the health of the public and the environment.

Memorandum

Date: October 12, 2011

To: Patricia Price, Regional Administrator, Carolina Regional Cancer Center
Doug White, CEO, Grand Strand Regional Medical Center
Arnold Green, President, Loris Health Services, Inc.
William Thomas, Esquire, Parker Poe
Wade Mullins, Bruner Powell
Don Meyer, Moore & Van Allen

From: Beverly Brandt, Chief
Bureau of Health Facilities and Services Development

Beverly Brandt

RE: Project Review Meeting for Certificate of Need projects proposing to add a linear accelerator /radiation therapy services to Horry County: Carolina Regional Cancer Center, LLC – Conway, North Strand Radiation Oncology Center, Grand Strand Regional Medical Center

The purpose of this memo is to inform you that the Department intends to conduct a Project Review Meeting regarding the aforementioned projects. This meeting will provide staff an opportunity to obtain input for the development of staff findings relative to this project. These findings will then be used for a Department Decision.

Please check your schedules for the week of November 14, 2011 and let me know by the close of business on October 25, 2011 with the dates that are most suitable. Please designate a primary contact person for your proposed project and provide me with the relevant information. Feel free to contact me at brandtba@dhec.sc.gov or (803) 545-4211 if you have any questions. Thank you.

CRCC

D H E C

Brandt, Beverly <brandtba@dhec.sc.gov>

CRCC/North Strand/Grand Strand Project Review

1 message

Wade Mullins <WMullins@brunerpowell.com> **Tue, Oct 25, 2011 at 5:06 PM**
To: "Brandt, Beverly" <brandtba@dhec.sc.gov>

Beverly – I apologize not getting back to you before now regarding CRCC conflicts for the week of November 14. I have just now been able to communicate and confirm conflict dates. We have conflicts with Nov. 16, 17 and 18. CRCC would make itself available for project review any time on Nov. 14 or 15. I understand the complications involved with trying to get these meetings set up. If the dates are not working out, let me know and we will endeavor to work with the Department to find dates that may work. Thanks. Wade

E. WADE MULLINS III
BRUNERPOWELL

BRUNER, POWELL, WALL & MULLINS, LLC

P.O. Box 61110 (29260-1110)

1735 St. Julian Place, Suite 200

Columbia, SC 29204

(office) 803-252-7693

(main fax) 803-254-5719

(direct fax) 888-465-8015

www.brunerpowell.com

wmullins@brunerpowell.com

CONFIDENTIAL COMMUNICATION: The information contained in this message may contain legally privileged and confidential information intended only for the use of the individual or entity named above. If the reader of this message is not the intended recipient, you are hereby notified that any dissemination, distribution or duplication of this transmission is strictly prohibited. If you have received this communication in error, please notify us by telephone or email immediately and return the original message to us or destroy all printed and electronic copies. Nothing in this transmission is intended to be an electronic signature nor to constitute an agreement of any kind under applicable law unless otherwise expressly indicated. Intentional interception or dissemination of electronic mail not belonging to you may violate federal or state law.

CIRCULAR 230 DISCLOSURE: To comply with Treasury Department regulations, we inform you that, unless otherwise expressly indicated, any tax advice contained in this communication (including any attachments) is not intended or written to be used, and cannot be used, for the purpose of (i) avoiding penalties that may be imposed under the Internal Revenue Code or any other applicable tax law, or (ii) promoting, marketing or recommending to another party any transaction, arrangement, or other matter.

Bureau of Health Facilities and Services Development Project Review
November 15, 2011
Horry County Linear Accelerators

Name	Affiliation
Will Thomas	Parker Poe
Dan Sullivan	Sullivan Consulting
Sarah Tyler	Parker Poe
D Leach	LHA
Adam Rudd / Doug White / David WAS	Grand Strand Regional
Trudy Robertson	Moore & Van Allen
Robyn Bussey	Platt Healthcare, Inc.
Kathy Platt	Platt Healthcare, Inc.
Todd Williams	CRCC
Mark Mullins	Bowen Powell
Phil Clayton	Conway Medical Center
Patricia Price	CRCC
Sam Tolbert	CRCC
Patrick Franklin	CRCC
Bruce Bailey	Georgetown Hospital

R003204

000576

Bureau of Health Facilities and Services Development Project Review
November 15, 2011
Horry County Linear Accelerators

Name	Affiliation
Dick Tinsley	North Grand Rad Onc CTR
Kristin Pawlowski	DHEC
Ashley Higgins	DHEC
[illegible]	DHES
Paula Bracey	DHEC
Jenn Daynhart	DHEC
Ann Westbrook	Georgetown Hosp Syst.
Matt Stabler	Bruce Powell
[illegible]	Lowis Health Corp

R003205

0005777

Certificate of Need Application

Purchase and Installation of an Additional Linear Accelerator in a New Office (in Conway, SC) of an Existing Provider

Presentation to

SC DHEC CON Project Review Committee

by

Carolina Regional Cancer Center, LLC

on

November 15, 2011

Carolina Regional Cancer Center
21st Century Oncology

R003206

Presenters

- Sam Tolbert, Planning Consultant
- Patricia Price
  - CRCC Administrator
- Patrick Francke, M.D.
  - CRCC Medical Director CRCC
- Todd E. Williams, M.D.
  - CRCC Medical Director for Conway Office
- Phil Clayton
  - CEO of Conway Medical Center

R003207
000579

The presentation will be framed around the questions that need to be answered in evaluating the three applications under consideration:

1. Carolina Regional Cancer Center (CRCC)
2. North Stand Radiation Oncology Center (North Strand)
3. Grand Strand Regional Medical Center (Grand Strand)

R003208

What is CRCC proposing?

- Renovate the building under lease adjacent to Conway Medical Center.
- Purchase of a new Varian Clinac Trilogy True Beam System to be located in the renovated vault in the building.
  - The Trilogy System is the most advanced available and allows for more precise imaging and faster patient throughput and the capability to provide the same treatments as a Tomo unit and the Varian iX

R003209
000581

Population & Patient Origin

Area	CRCC Patient Origin	2015 Population Projection
Murrells Inlet Area	29%	100,778
Conway Area	22%	80,355
ort M rtle eac Area	22%	53,310
M rtle eac Area	20%	71,438
Loris Area	6%	24,588
Georgetown Area & Williamsburg Count	1%	72,415
Total	100%	402,884

Carolina Regional Cancer Center
21st Century Oncology

R003210
0000582

Project Cost

Total Project Cost

A. Land & Existing Building	$680,000.00
B. Construction Cost	743,884.00
C. Architect's Fee	100,000.00
D. Equipment	
1. Fixed	2,821,894.46
2. Moveable	376,834.32
Subtotal-Equipment	$3,198,728.78
E. Financing Cost	0.00
F. Other Cost	385,000.00
Total Project Costs	$5,107,612.78

Fixed Equipment Cost

1. Fixed Equipment	
a. Varian TrueBeam	$ 2,413,894.00
b. CT Simulator	$ 175,000.00
c. Freight & Rigging	Included
d. Sales Tax	$ 233,000.46
Subtotal - Fixed Equipment	$ 2,821,894.46

Carolina Regional Cancer Center
21st Century Oncology

000583
R003211

History of the Practice

- Over its three decade history CRCC has developed an excellent reputation for high quality and compassionate care.
- CRCC is focused on having state-of-the-art technology and maintaining the highest level of quality patient care.
- CRCC is accredited by the American College of Radiology (ACR)
- Commitment to quality care and compassion by treating each patient like family.

R003212
000584

CRCC Today

- State of the Art Treatment Technology (2D, 3D, IMRT & IGRT)
- Three full-time Board Certified Radiation Oncologists and a fourth being recruited
- A 38 member CRCC team
- Access to Clinical Trials
- **Most Experienced Team and the Most Options to offer our patients**

R003213
000585

- In 2010 there was a change of ownership to 21st Century Oncology of SC which has:
  - Greatly improved provider relations and reversed historic patient outmigration
  - Greatly enhanced technology
  - Enhanced operational effectiveness

Carolina Regional Cancer Center
21st Century Oncology

R003214
000586

CRCC Technology

- Tomo Therapy w/CT guided Linear Accelerator
- Varian 6EX Linear Accelerator
- **2300IX w/Cone Beam CT Plus Rapid Arc***
- Gulmay D3100 Superficial X-Ray Therapy System
- **Nucletron HDR***
- **GE Lightspeed RT Wide Bore CT***
- CMS Treatment Planning System
- **Varian Eclipse Planning System***
- Tomo Treatment Planning with Adaptive Therapy Capabilities
- ABAS Atlas Based Contouring System
- **Varian Portal Vision***
- **Calypso Monitoring System***
- Mosaiq EMR Scheduling Software Plus Record and Verify System

*** New equipment in 2010**

R003215

Varian Trilogy TrueBeam

- The TrueBeam System is the most advanced available.
  - Higher dose rate.
  - Image guidance *during* treatment.
  - Faster and more precise.

R003216

Why in Conway?

- The Conway area has the second highest population concentration in the three county region.
- Significant reduction in travel time for area residents.
- 22% of CRCC patients originating from Conway area and another 6% from Loris (which has a much smaller population).

R003217

What is under consideration?

- CRCC – an expansion of an existing provider to a new office in Conway
- North Strand – a new provider/service with a single linear accelerator adjacent to Seacoast Medical Center in Little River, SC
- Grand Strand – a new provider/service with a single linear accelerator connected to Grand Strand Medical Center

R003218
000390

Population Demographics

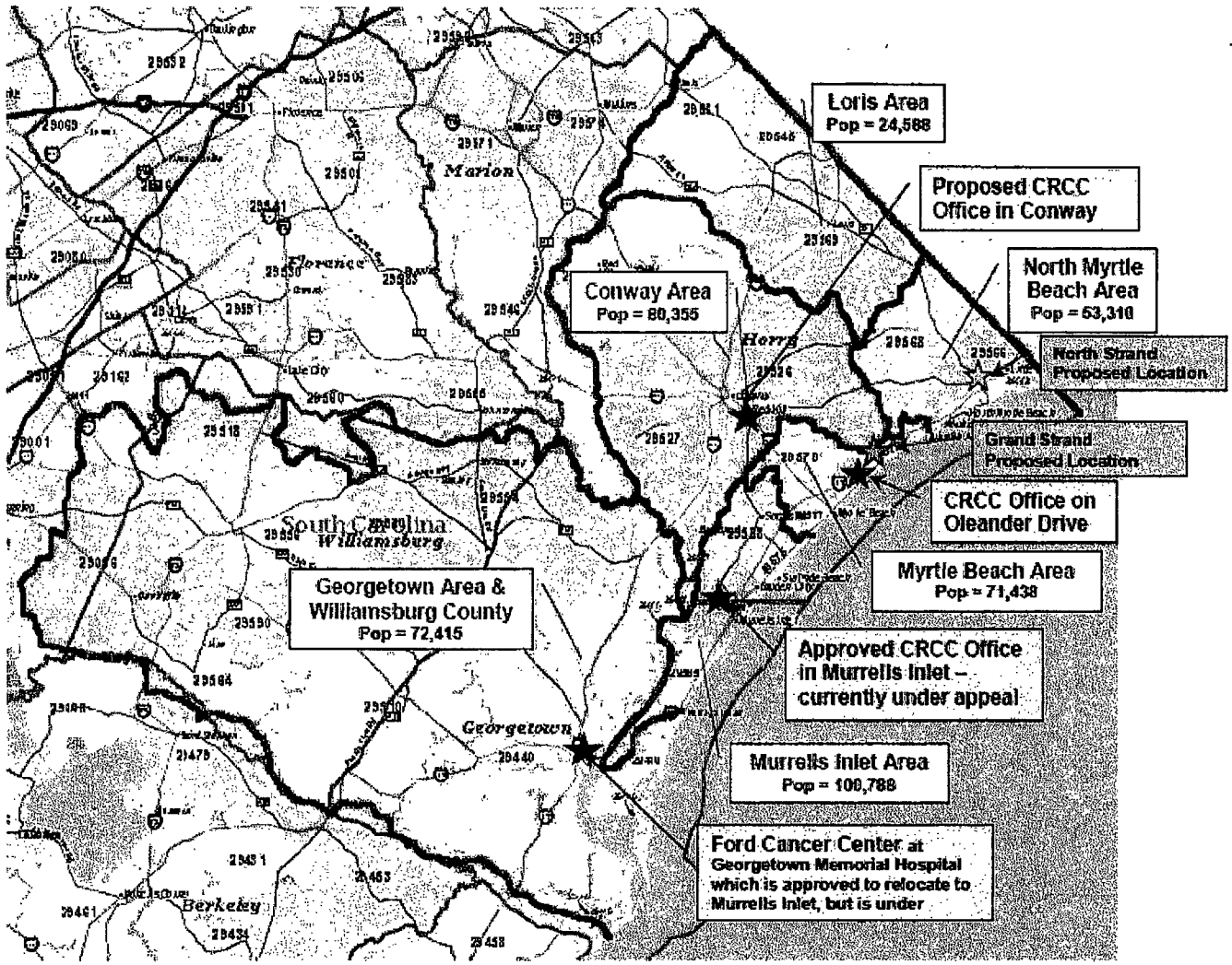

The projected **2015** population of the Conway area is **80,355**

R003219

000591

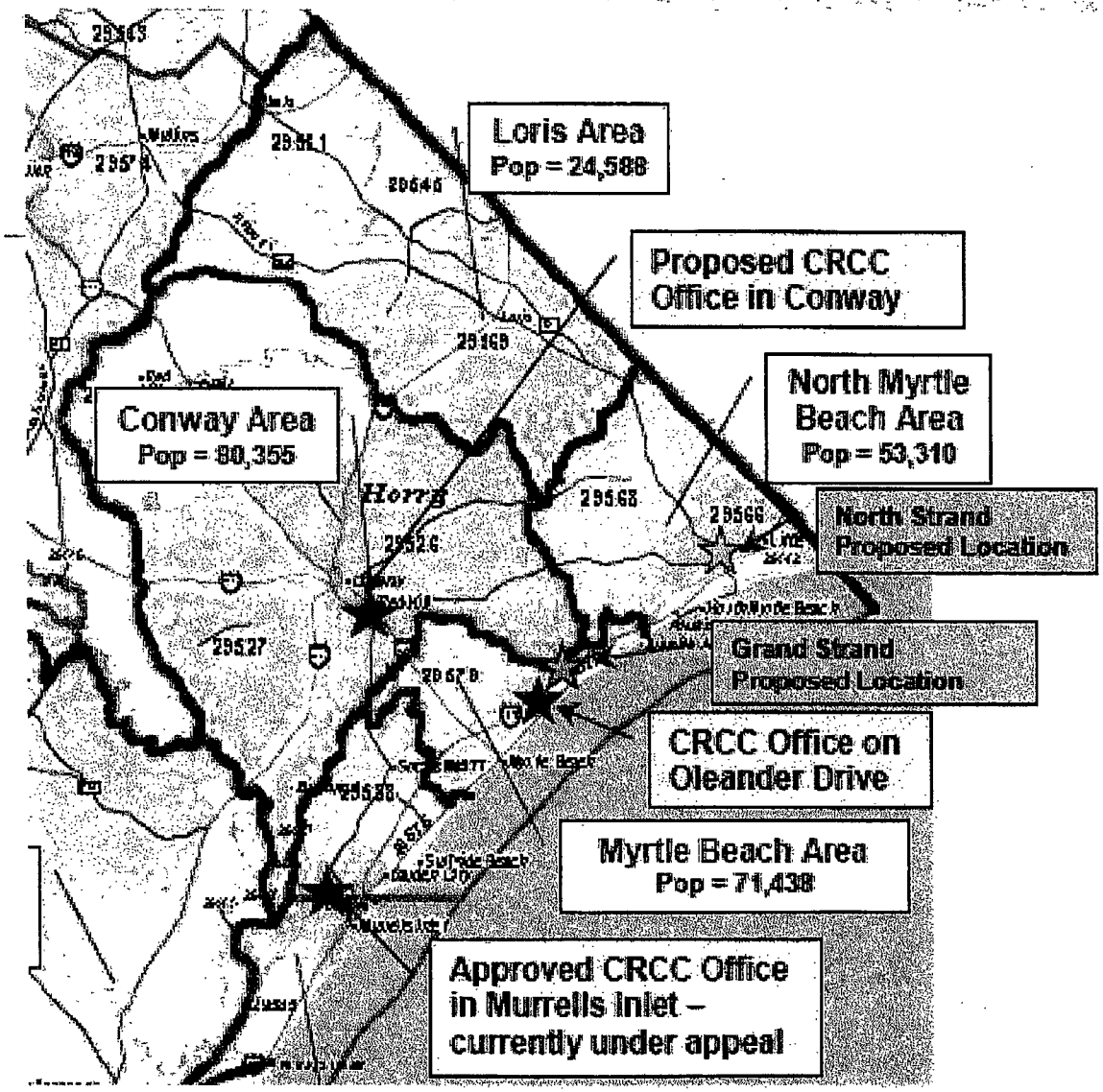

Carolina Regional Cancer Center
21st Century Oncology

R003220
000592

Travel Time

Distance from center of zip codes in Conway-Loris area to closest radiation treatment center (by travel time)	Average (Mean)		Weighted Average	
	Driving Miles	Time (in minutes)	Driving Miles	Time (in minutes)
To closest of existing two centers	34.1	45.0	24.6	35.4
To closest of three centers	23.6	35.4	15.8	25.7

- There is approximately a 10 minute reduction in driving time for the residents in the Conway and Loris Areas shown on the previous map.
- This is 27% less travel time based on the weighted average which factors the population by zip code.

R003221
0003593

- Analysis indicates that neither Grand Strand nor North Strand provides better access in drive time compared to CRCC's Conway location.
- Conway is a better location since it:
  - Is more centrally located
  - Is more accessible by road to inland residents
  - Will serve rural areas that are more disadvantaged the other two locations.

R003222
000594

Clearly, the Conway area is more socio-economically disadvantaged in comparison to the locations of the other two applicants and its population is significantly higher:

2011 Estimates	Conway Area	Myrtle Beach Area	North Myrtle Beach Area	Conway compared to Myrtle Beach	Conway compared to North MB
Per Capita Income	$20,260	$25,891	$25,311	-22% lower	-20% lower
% without High School Diploma (Age 25+)	19%	9%	11%	103% higher	72% higher
% Non-white population	26%	17%	19%	55% higher	38% higher
% of Families Below Poverty	13%	9%	10%	48% higher	32% higher
% of Civilians - Unemployed	8%	5%	6%	42% higher	30% higher
2011 Estimate Population	71,667	65,962	47,230	9% higher	52% higher

Source: Claritas, 2011-11-13

Carolina Regional Cancer Center
21st Century Oncology

R003223
000595

CRCC Volumes

Radiation Treatments	2009	2010	2011	2012	2013	2014
CRCC - Myrtle Beach	15,613	20,946	22,419	18,258	18,717	19,185
CRCC - Conway	na	na	na	4,854	4,976	5,100
Total Treatments	15,613	20,946	22,419	23,112	23,693	24,285
Change over prev. year		34.2%	7.0%	3.1%	2.5%	2.5%

- The Conway Office will primarily serve residents in the Conway and Loris areas which represent 28% of CRCC's patients. CRCC assumed 75% of these patients will be served at the Conway office.
- Hwy 701 provides a expedient route from Loris to Conway.

Carolina Regional Cancer Center
21st Century Oncology

R003224
000596

- The following table shows treatment volume projections for the existing CRCC location and proposed new locations assuming CON's are issued for Murrells Inlet and Conway:

	2012	2013	2014	2015
True Beam - Murrells Inl	-	4,739	4,857	4,978
True Beam - Conway	4,854	4,976	5,100	5,227
iX - Myrtle Beach	9,129	7,989	8,390	8,744
Tomo - Myrtle Beach	9,129	5,989	5,938	5,943
Total - All units	23,112	23,693	24,285	24,892

000597
R003225

	2006	2007	2008	2009	2010
CRCC Treatments	14,032	13,107	14,335	15,613	20,946
CRCC Capacity	19,000	19,000	19,000	19,000	19,000
% Utilization	74%	69%	75%	82%	110%

- CRCC applied for the expansion in March 2011 shortly after 2010 utilization was reported to DHEC and CRCC, as an existing provider, was "eligible" for expansion under the *SC Health Plan.*
- The other applicants could have applied a year earlier (in 2010) when the region reached 80% utilization, but neither did.

000598
R003226

Is there a need to add one additional linear accelerator in the region?

- Yes.

R003227
000599

How has CRCC addressed the rise in utilization?

- In response to increased demand CRCC needed to operate extended hours to accommodate scheduling demands.
- From June 2010 to July 2011 CRCC provided scheduled treatments up to 10 pm.
- During this time equipment was replaced and new technology was added.
- Now CRCC has shifted to a 12 hour schedule.
- Some patients prefer early morning or evening appointments to accommodate work and other time commitments.

R003228

Patient Comments

- "I come to the Carolina Regional Cancer Center for treatment because I work from 8am-5pm so being able to take the treatment after working hours is great for me"
- "As a patient at the Carolina Regional Cancer Center, I found that it is very convenient to have my appointment in early morning because of other commitments during the day"
- "I requested the early treatment schedule which would permit me to receive treatment and return to the South Strand before normal business hours"
- "I am extremely appreciative of being able to get my treatment before the start of my regular workday"

R003229
000601

Which application improves access and distribution the most?

Where should the new linear accelerator be located?

- Murrells Inlet is the largest populated area, where two proposed radiation therapy centers were approved last September.
- The second largest population center (using 2015 projections) is Conway where there is no radiation therapy center.
- Myrtle Beach and the area north are well served by CRCC's existing office.

R003230
000602

- There is no justification for adding a new center just three miles from CRCC's existing office.
  - This only serves as a duplication of service in this location and <u>does not</u> improve accessibility to services in the Conway area or anywhere in the region.
- North Strand's drive time study is from 2005 and <u>does not</u> include all major roadways in area and serves a smaller population than Conway's.

R003231
000603

Does a hospital need the service?

- It is not critical to patient care for radiation therapy services to be provided by a hospital.
- Virtually no patients are hospitalized for radiation therapy treatment and rarely do inpatients receive such treatment.

R003232
000604

- Grand Strand notes one major justification for its project is access for inpatients, but its financial projections include no treatments on inpatients
- Grand Strand claims it is "one of the only" highly utilized hospitals in the state that does not have a linear accelerator.
  - However, there are at least three similar sized hospital without a linear accelerator (Providence, Piedmont Medical, and St. Francis)

R003233

- The common element between all is that there is a local private provider serving the community, just as the case in Horry County.
- Having a non-hospital based provider encourages referrals from all three hospital systems in Horry County.
  - If the new linear accelerator is added at one hospital, it is not likely the others will refer to it.
- A single service provider can be more focused on better service than a provider with many product lines such as a hospital.

000606
R003234

Which applicant is most qualified to provide the service?

- CRCC has **thirty years of experience** in providing quality radiation therapy service in Horry County.
- **CRCC has the manpower, expertise, and economies of scale** to treat patients at the new center with no disruption to the continuity of care.
- North Stand Radiation Oncology Center and Loris Healthcare have no experience with this service and have to partner with a hospital with a radiation therapy program **81 miles away**.
- Grand Strand Regional Medical Center has **no direct experience** in this area either.

R003235
000307

Is it advisable to approve single linear accelerator provider?

- **No.** We believe it is better to approve the expansion of the existing ACR-accredited provider in Horry County that can capitalize on the economies of scale which a single unit provider cannot achieve.
  - CRCC has the manpower and expertise to successfully expand its services

R003236
000608

- CRCC's Myrtle Beach office will be able to provide immediate support and back-up in the event of staffing or equipment problems.
- A provider with one linear accelerator will need back up and support services readily available.
  - Grand Strand has **no backup** available.
  - North Strand's back-up will come from McLeod Regional Medical Center - **81 miles away**.

000609
R003237

Which applicant can meet the need quicker?

- Timeframe from receipt of CON to project completion:

The other two projects will take **3 times longer** than CRCC's.

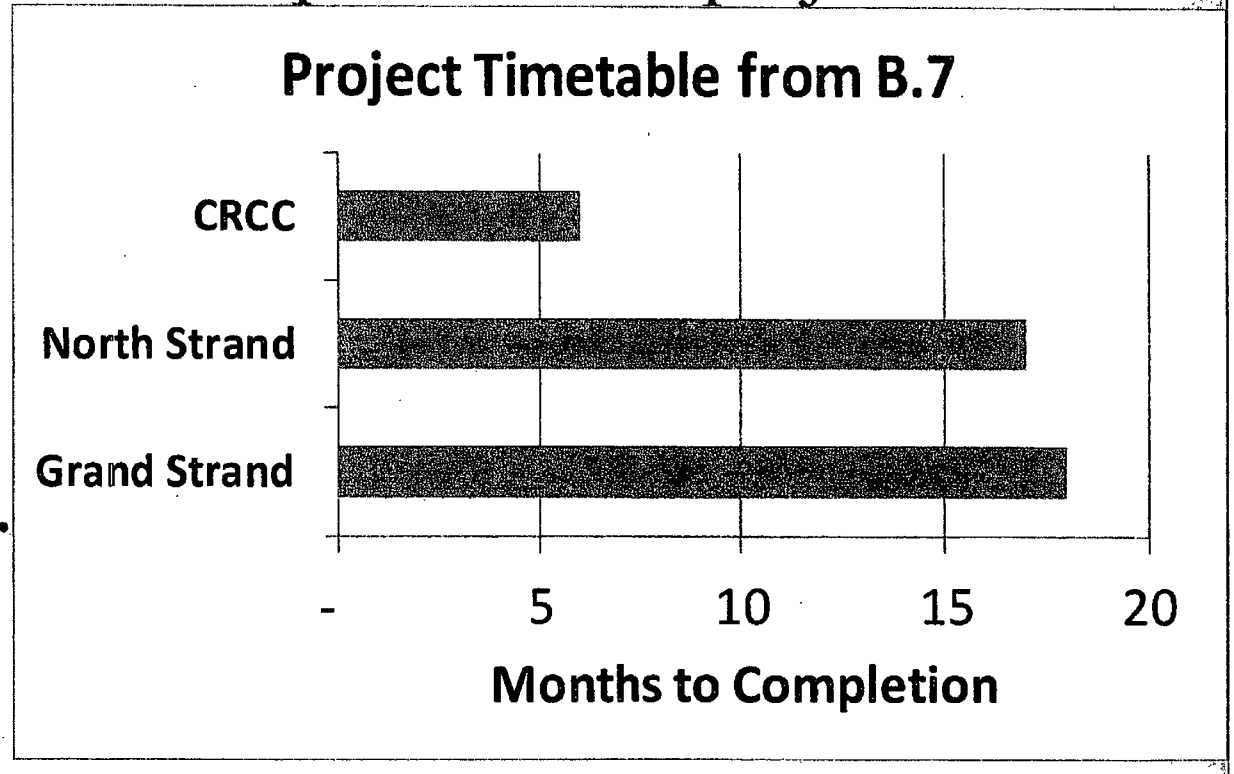

Carolina Regional Cancer Center
21st Century Oncology

R003238
000610

Which project is most cost effective in capital expenditures?

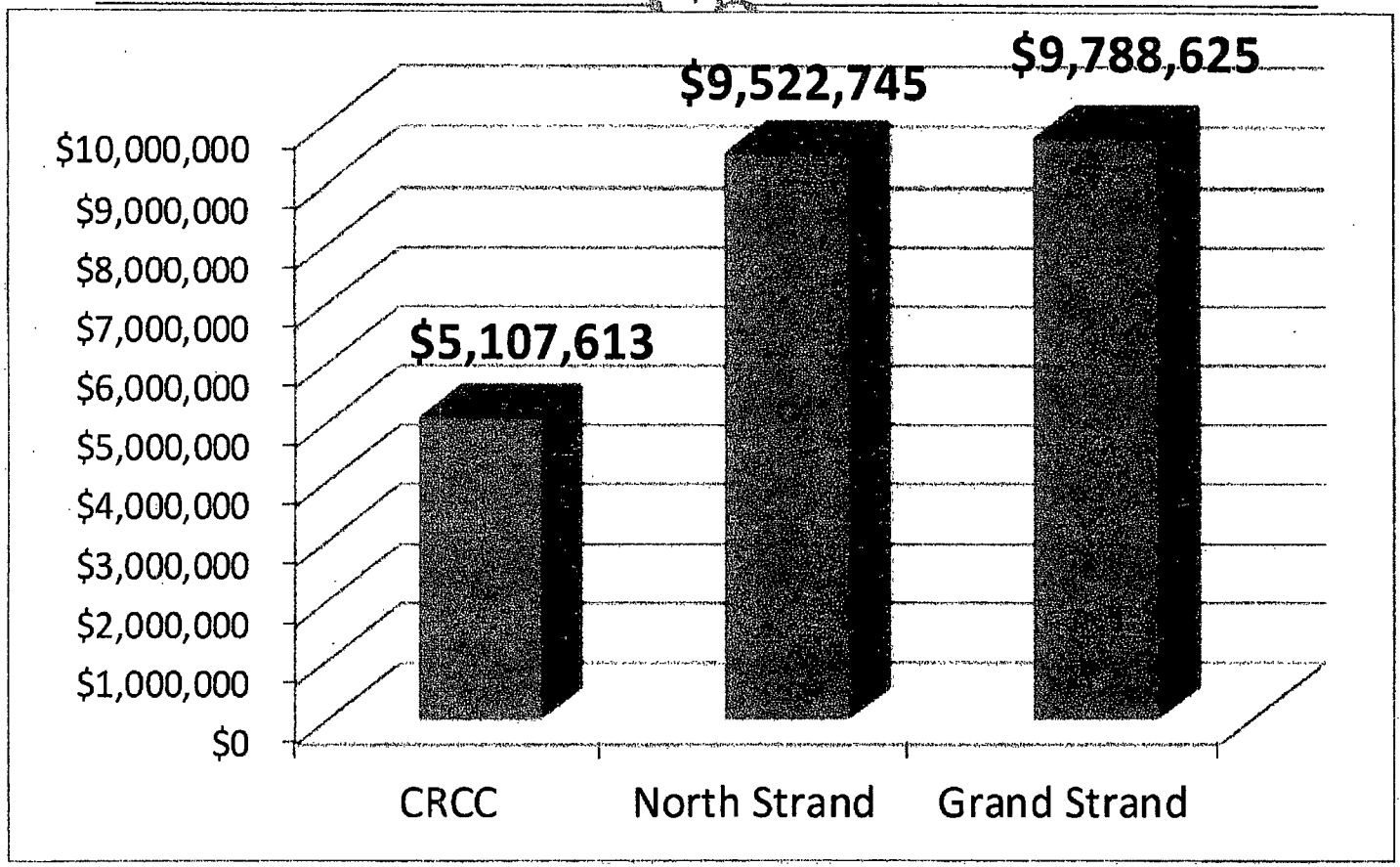

Carolina Regional Cancer Center
21st Century Oncology

R003239
000611

CRCC has the most cost effective project

- Cost savings is nearly ½ of what North Strand and Grand Strand are proposing (and CRCC's includes land value)
- CRCC will install a Varian Trilogy TrueBeam system which is superior to the equipment proposed by the other applicants.
- The project costs can easily be funded from CRCC's cash balances.
- North Strand will be funded 50% by Loris Healthcare which is experiencing well publicized financial difficulties.

Carolina Regional Cancer Center
21st Century Oncology

R003240
000612

Would the approval of a new provider unfairly and adversely impact CRCC?

- Grand Strand and North Strand methodologies overstate growth apparently to minimize adverse impact on CRCC.

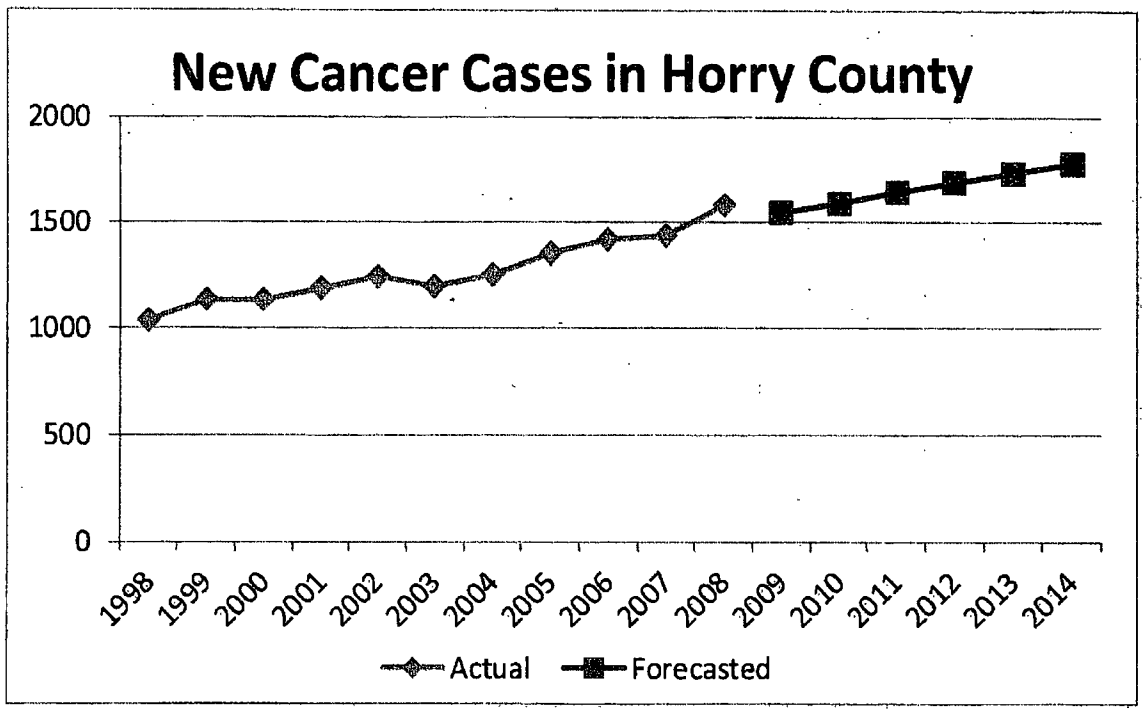

Carolina Regional Cancer Center
21st Century Oncology

- Between 1996 and 2008, new cancer cases increased in Horry County 2.5-3.0% per year.
- Forecasting projects future growth at 2.7% per year.
- These forecasts consider past trends population, age mix change, and incident rates and reasonably assume they will continue into the future.
- However, the recent the economic downturnmay have slowed the growth in permanent residents in Horry County and this forecast may be optimistic.

Carolina Regional Cancer Center
21st Century Oncology

- In its projections, CRCC used a 2.5% increase per year.
- One additional linear accelerator is needed in the region and CRCC proposes to the meet that need and locate it in area of most need.
- To allow a new inexperienced provider to meet that need would adversely impact CRCC.

Summary

Which application most fully complies with the requirements, goals, and purposes of the CON Program? The purposes of the CON Act are:

1. Promote cost containment.
2. Prevent unnecessary duplication of health care facilities and services.
3. Guide the establishment of health facilities and services that will best serve the public needs.
4. Ensure that high quality services are provided in health facilities in this State.

Carolina Regional Cancer Center
21st Century Oncology

1. Promote cost containment

- CRCC's project proposes superior equipment at a total project cost that is approximately ½ of the cost of each other applicant.

R003245

2. Prevent unnecessary duplication of health care facilities and services

- The *Health Plan* provides separate standards that encourage the expansion of existing providers over new ones.
- CRCC is a highly qualified existing provider that is applying to expand its existing service.
- Grand Strand will duplicate services just 3 miles away.
- CRCC Conway is geographically superior to North Strand's location.
- CRCC proposal is the best solution and will not be a duplication of services.

R003246
000018

3. Guide the establishment of health facilities and services that will best serve the public needs

- The Conway location provides local services to the highest populated area in the region without radiation therapy service.
- The patients in the Conway area are more disadvantaged socio-economically.
- CRCC provides services to all referrals regardless of a patient's ability to pay for the services.
- The other proposed projects will take 3 times longer to initiate.
- CRCC's proposed Varian TrueBeam system is superior to the others.

R003247

4. Ensure that high quality services are provided in health facilities in this State

- North Strand has no experience in radiation oncology and has partnered with a provider **81 miles away**.
- Grand Strand has **no experience** in radiation oncology.
- CRCC's depth of experience in Horry County (**31 years**) proves its long-term commitment to the region.
- CRCC's **extensive referral base and growing utilization** attest to a high level of quality and patient service.

Carolina Regional Cancer Center
21st Century Oncology

R003248

- Its **ACR accreditation** validates its level of quality.
- CRCC's CON application demonstrates the proposed project is viable and allows **CRCC to better serve the region and better meets the need** of its residents.

R003249
000021

Thank You!

Carolina Regional Cancer Center
21st Century Oncology

R003250
000622

STRATEGICDIRECTIONS
Sam Tolbert
115 Parkwood Road
Greenwood, SC 29646
Phone: 864.992.0084
Fax: 803.753.9688 (electronic fax service)
Email: STolbert@StrategicDirectionsInc.com

November 28, 2011

RECEIVED
NOV 28 2011
HEALTH FACILITIES AND SERVICES DEVELOPMENT

Beverly Brandt, Chief
Bureau of Health Facilities and Services Development
South Carolina Department of Health and Environmental Control
Heritage Building, Suite 201
1777 St. Julian Place
Columbia, SC 29204

Subject: Purchase and installation of a linear accelerator for a new cancer treatment center to be established in an existing medical office building located in Conway, SC (Horry County); Carolina Regional Cancer Center, LLC – Follow-up on Project Review Meeting

Dear Ms. Brandt:

This letter is in follow-up to the project review meeting held on November 15, 2011, which addressed our CON application and the applications by Grand Strand Medical Center and North Strand Radiation Oncology Center.

In our presentation, we addressed Carolina Regional Cancer Center's compliance with the standards in the SC Health Plan and our fulfillment of the criteria established for review of these applications. After reflecting on the project review meeting, we are providing the following comments:

A. Regarding Grand Strand Regional Medical Center.

1. Grand Strand overestimated its projected utilization.

   a. NC zip codes are used in its primary and secondary market. Nearly 5% of patients are expected from beyond its service area, presumably from NC since NC patients represent approximately 5% of the hospital's inpatient origin.

   b. The new cancer cases are overestimated by approximately 5% in comparison with trendline analysis of cancer incidence growth from 1998-2009.

2. Grand Strand undervalued its capacity at 5,000 treatments per year.

   a. The *SC Health Plan* Standard #2 for Radiotherapy Services states: "Linear accelerators providing IMRT or IGRT have a capacity of 5,000 treatments per year. A facility must document that it is providing or will provide these specialized treatments in sufficient volume to justify why it should be held to this planning capacity."

   b. This standard does not reflect the new technology in modern linear accelerator treatment. CRCC and the Ford Cancer Center have linear accelerators that provide IMRT and IGRT procedures, but have not determined that these procedures significantly slow treatment times and have not requested a reduction in capacity to 5,000. Clearly IMRT and IGRT can be performed while still maintaining a linear accelerator capacity of 7,000.

c. CRCC recently analyzed treatment volumes on its Varian iX for a two month period. The treatments included 70% IMRT and/or IGRT and CRCC averaged 3.5 patients per hour. At 252 operating days per year and a limited schedule of 8 hours per day, the unit can comfortably handle 7,056 treatments.

d. Grand Strand has not demonstrated its proposed unit should be at the lower volume. In fact, in its application it arbitrarily recalculated the capacity of the existing providers using this lower level for one unit in each provider.

3. Grand Strand's proposed project is nearly twice the cost of CRCC's ($9.8 million versus $5.1 million for CRCC's, which includes land cost excluded from Grand Strand's).

4. Grand Strand's proposed project will take three times longer to complete. (18 months versus six for CRCC's).

5. Grand Strand's proposed facility in Myrtle Beach does not provide increased access to underserved areas of Horry County or the region.

6. Grand Strand's proposed facility provides an unnecessary duplication of services since its proposed location is within three miles of CRCC's existing facility.

7. Grand Strand's proposed project will adversely impact CRCC by significantly reducing CRCC's utilization below its current level.

8. Grand Strand does not provide strong evidence of why a tertiary healthcare facility should initiate a radiation therapy service line.

   a. There are several other larger hospitals without radiation therapy services and the commonality being a private provider like CRCC in the service area.

   b. Radiation therapy is almost exclusively an outpatient treatment; therefore, a hospital based program has no direct benefit to increasing the continuity of care for the patient.

9. Grand Strand relies on its affiliation with HCA to provide the necessary resources to ensure operating a quality radiotherapy program and did not explain the mechanism for support. Such limited applicant experience and lack of backup staffing does not enhance services in the area. Grand Strand's lack of specificity is demonstrated in the fact that a radiation oncologist for the center has not been identified.

B. Regarding North Strand Radiation Oncology Center.

1. North Strand overestimated its projected utilization.

   a. Their projections assumed an average of 25 treatments per patient while 21 is the average for existing providers in the region. This results in a 19% overestimation of its expected volume.

   b. North Strand projects 259 patients in Year 3 with 10% of these patients residing outside of SC. Patients outside of SC cannot be used to justify utilization for CON purposes.

   c. These over-projections amount to about 1/3 of North Strand's utilization.

2. North Strand undervalued its capacity at 5,000 treatments per year.

a. The SC Health Plan Standard #2 for Radiotherapy Services states: "Linear accelerators providing IMRT or IGRT have a capacity of 5,000 treatments per year. A facility must document that it is providing or will provide these specialized treatments in sufficient volume to justify why it should be held to this planning capacity."

b. This standard does not reflect the new technology in modern linear accelerator treatment. CRCC and the Ford Cancer Center have linear accelerators that provide IMRT and IGRT procedures, but have not determined that these procedures significantly slow treatment times and have not requested a reduction in capacity to 5,000. It can be assumed that IMRT and IGRT can be performed while still maintaining a linear accelerator capacity of 7,000.

c. North Strand provided no documentation to support its claim of a capacity of 5,000. Furthermore, it projects operating at 130% capacity in Year 3 which is evidence that the proposed unit's functional capacity is 7,000 instead of 5,000.

3. North Strand's proposed project is nearly twice the cost of CRCC's ($9.5 million versus $5.1 million for CRCC's, which include land cost excluded from North Strand's).

4. North Strand's proposed project will take nearly three times longer to complete. (17 months versus 6 for CRCC's)

5. North Strand's proposed project will adversely impact CRCC by significantly reducing CRCC's utilization below its current level.

6. North Strand's proposed service area does not provide improved access of radiation therapy services in the service area.

   a. The proposed facility is not centrally located to serve the growing population of Conway and all surrounding underserved areas and is dependent on in-migration to support utilization growth.

   b. During the project review, representatives from North Strand attempted to demonstrate that patients receiving chemotherapy at Loris hospital and in need of radiation would be better served by having a treatment center located in Little River rather than Conway. The fact is that patients from Loris would be just as easily, if not better served, by a facility located in Conway. The travel distance and time are basically the same from the Loris Hospital to each location.

7. Several zip codes provided in the North Strand service area analysis, to include 29511 and 29526, are closer to CRCC. Therefore, the patients can best be served at the CRCC facility.

8. North Strand heavily relies on its relationship with McLeod Health and Loris Healthcare to offer optimal radiation therapy services; which attests to their lack of experience and financial security in establishing a quality program.

9. The financial viability of North Strand's project is questionable due to the well-publicized financial difficulties experienced by its 50% owner Loris Healthcare.

10. North Strand touts Loris' not for profit status as an indication of providing service to the indigent. However, recently published documentation states a decrease in state disproportionate share payment to Loris Healthcare because the amount of care provided to underserved patients seen at their facility is not considered to be a disproportionate level.

11. North Strand states their proposed project will improve access to North Myrtle Beach and surrounding areas; yet, they fail to consider the second highest populated area in the county as a factor of need and support their proposed location with flawed data from an outdated traffic study.

C. Regarding the Question of Approving two Linear Accelerators.

During the project review meeting the applicants were asked about the potential to approve two new linear accelerators in the region.

1. CRCC's position is that only one linear accelerator should be approved and we have presented the application that best addresses the unmet need in the region, best complies with the standards outlined in the SC Health Plan, and best adheres to the criteria set forth in the regulation.

2. After the meeting, we completed an extensive analysis of the impact on the existing units in the region. The SC Health Plan is very specific in this regard and states

   "An applicant must project that the proposed service will perform a minimum number of treatments equal to 50 percent of capacity annually within three years of initiation of services, without reducing the utilization of the existing machines in the service area below the 80 percent threshold."

3. Exhibit A presents the analysis if any two of the applications are approved and shows that in every case the utilization of the existing units is below the 80% threshold. See the highlighted utilization levels on pages 2, 3, and 4. Page 1 presents the underlying assumptions of the analysis: The number of radiation therapy treatments in the region will grow at 2.4-2.7% per year and the number of patients to be seen at the Grand Strand, North Strand, and the Ford Cancer Center in Murrells Inlet would have otherwise been referred to CRCC. All three are entering markets almost exclusively served by CRCC.

4. In addition, recent approvals to relocate existing linear accelerators to the Murrells Inlet area will naturally cause a shift in patient volumes among existing providers. To approve two new radiation therapy providers in the area without historical data to address any new shifts would not be a true indication of linear accelerator need in the area. For instance, the approval to relocate the Ford Cancer Center from Georgetown to Murrells Inlet will likely cause a change in referral patterns to the Ford Center. This potential impact would be for patients in the Georgetown area and Williamsburg County to be referred out of the region. This would cause a lower than predicted market for services and further undermine the need to two new linear accelerators.

5. The first enumerated purpose in the CON Act is to promote cost containment. These projects are all capital intensive with CRCC's significantly less costly.

It seems most logical, with regards to furthering the purpose of the CON Act and from a health planning standpoint, to approve CRCC's project which can be brought online in six months as opposed to seventeen to eighteen months and then evaluate the need for a second new linear accelerator to be added to the service areas once the impact on the market is shown.

6. It would be prudent to approve only one additional linear accelerator until it can be determined there is sufficient need for additional machines. The Department's recent experience with Ambulatory Surgical Centers, which required a change to the State Health Plan to better control the growth of ASCs, is an example of why it is necessary to proceed cautiously before approving two linear accelerators. During the project review, Mr. Bailey, CEO of Georgetown Hospital noted if the previously approved linear accelerator projects in Murrells Inlet are initiated and two additional linear accelerators are approved for Horry County, the total cost for additional accelerators will exceed 40 million dollars. This will represent an unreasonable cost and unnecessary duplication of services.

D. Regarding Carolina Regional Cancer Center.

1. There were some comments made at the project review meeting regarding CRCC's proposed Varian TrueBeam System and insinuations that it could not be much different from the Varian iX proposed by North Strand and Grand Strand since the prices were similar.

   a. 21st Century Oncology is the largest provider of radiation therapy services in the nation and as such has a very favorable purchasing agreement with Varian. The price in CRCC's CON application is for a fully equipped TrueBeam System.

   b. The TrueBeam System is significantly superior to the Varian iX proposed by North Strand and Grand Strand. Exhibit B presents a letter from Constantine A. Mantz, M.D., Chief Medical Officer for 21st Century, that describes the major advantages of the TrueBeam System in terms of technical performance, patient comfort and patient safety.

2. By email on November 16, you requested a current index of letters of support and expected referral volumes. The *SC Health Plan* Standard #8 for Radiotherapy Services states "The applicant shall project the utilization of the service and document referral sources for patients within its service area, including letters of support from physicians and health care facilities indicating a willingness to refer patients to the proposed service, with expected annual referral volumes."

   a. Exhibit C presents the requested index of our letters of support.

   b. As an existing provider and in contrast to the two other applicants, we have a well-documented history of referrals from other providers in the region. Standard #8 does not require the letters to include expected annual referral volumes and CRCC's projection of utilization is based on its well documented volume as reported in its Joint Annual Reports. As additional documentation, we are including as Exhibit D a report of patient referrals by referring physician for the previous 12 months.

3. We are confident you will find that CRCC's proposal most fully meets the purposes of the CON Act:

   a. **Promote cost containment.** CRCC's project proposes superior equipment at a total project cost that is approximately ½ of the cost of each other applicant. CRCC size and relationship with 21st Century Oncology brings increased continuity of care, economies of scale, immediate back-up, access to manpower through its own training program for radiation therapists and dosimetrists which is has operated since 1992 and 2004 respectively.

   b. **Prevent unnecessary duplication of health care facilities and services.** The SC Health Plan provides separate standards that allow the expansion of existing providers over new ones. CRCC is a highly qualified existing provider that is applying to expand its existing service. Grand Strand will unnecessarily duplicate services just 3 miles away from an existing facility. CRCC Conway is geographically superior to North Strand's location in that it is centrally located to serve a region of greater need. CRCC's proposal is the best solution and will not be a duplication of services.

   c. **Guide the establishment of health facilities and services that will best serve the public needs.** The Conway location provides local services to the highest populated area in the region without radiation therapy service. The patients in the Conway area are more disadvantaged socio-economically. CRCC provides services to all referrals regardless of a patient's ability to pay for the services. The other proposed projects will take 3 times longer to initiate. CRCC's proposed Varian TrueBeam system is superior to the Varian iX proposed by the other applicants.

   d. **Ensure that high quality services are provided in health facilities in this State.** North Strand has no experience in radiation oncology and has partnered with a provider 81 miles away. Grand Strand has no experience in radiation oncology. CRCC's depth of experience in Horry County (31 years) proves its long-term commitment to the region. CRCC's extensive referral base and growing utilization attest to a high level of quality and patient service. Its ACR accreditation validates its level of quality. CRCC's CON application demonstrates the proposed project is viable and allows CRCC to better serve the region and better meets the need of its residents. It should be noted that less than 10% of radiation treatment centers nationally are ACR accredited. Over 90% of our affiliated locations have received either ACR or ACRO accreditation. As noted in our presentation, there is no evidence that a hospital provides superior service than a freestanding center specializing exclusively in radiation treatment; in fact, there are well documented problems with hospital operated centers.

If you have any questions or require further information, please let me know.

Respectfully submitted,



Sam Tolbert

cc: Patricia Price, Administrator, Carolina Regional Cancer Center

Exhibits:

A. Analysis of Impact of Approval of Two New Linear Accelerators
B. Letter regarding TrueBeam System
C. Index of Letters of Support for CRCC
D. Patient Referrals by Referring Physician for the Previous 12 Months

EXHIBIT A

Analysis of Impact of Approval of Two New Linear Accelerators

000630

Actual New Cancer Cases in Region

County	1998	1999	2000	2001	2002	2003	2004	2005	2006	2007	2008
Horry	1,037	1,136	1,131	1,185	1,245	1,198	1,253	1,348	1,419	1,434	1,574
Georgetown	311	330	341	342	353	384	369	365	388	376	388
Willamsburg	145	138	138	128	161	178	171	165	203	198	167
Region Total	1,493	1,604	1,610	1,655	1,759	1,760	1,793	1,878	2,010	2,008	2,129
% Change from Previous Year		7.4%	0.4%	2.8%	6.3%	0.1%	1.9%	4.7%	7.0%	-0.1%	6.0%

Source: SC DHEC-Cancer Registry

Projected New Cancer Cases in Region

	2009	2010	2011	2012	2013	2014	2015
Forecasted for Region	2,144	2,203	2,262	2,321	2,380	2,438	2,497
% Change from Previous Year	0.7%	2.7%	2.7%	2.6%	2.5%	2.5%	2.4%

Note: 2009 and 2010 actual cancer data not available-Information has not been validated by CDC
Forecast uses linear regression model based on previous eleven years of data and reasonalbly assumes the past significant population growth, population aging, and cancer incidence increases will continue

Actual Radiation Therapy Treatments

Existing Providers	2003	2004	2005	2006	2007	2008	2009	2010	
CRCC	17,626	15,442	15,770	14,032	13,107	14,335	15,613	20,946	From JAR's
Georgetown - Ford Cancer Center			4,217	5,416	5,466	5,903	5,305	5,515	From JAR's
Region			19,987	19,448	18,573	20,238	20,918	26,461	

Source: Joint Annual Reports

CRCC Projections in its CON Applications

Location	2010	2011	2012	2013	2014	2015
CRCC Myrtle Beach	20,946	22,419	18,258	13,978	14,328	14,687
CRCC Murrells Inlet				4,739	4,857	4,978
CRCC Conway			4,854	4,976	5,100	5,227
CRCC - Total	20,946	22,419	23,112	23,693	24,285	24,892

Note: CRCC projections assuming both CON's are issued and no change with other providers
Impact of Ford Cancer Center was not considered in projections

Projected Lin Acc Treatments by other applicants

Applicants	2010	2011	2012	2013	2014	2015	
Ford Cancer Center	5515	5794	6073	6,353	6,859	6,904	Bates 417, 2011 and 2012 interpolated
North Strand				4,042	5,797	6,482	from application
Grand Strand				3,267	4,013	4,690	from application

If CRCC and North Strand are Approved:

Providers	2010	2011	2012	2013	2014	2015
Existing Units						
CRCC Myrtle Beach	20,946	21,374	16,948	8,472	6,677	6,406
CRCC Murrells Inlet				4,739	4,857	4,978
CRCC - Total	20,946	21,374	16,948	13,211	11,534	11,384
Ford Ca Center	5,515	5,794	6,073	6,353	6,859	6,904
Total of Existing Units	26,461	27,168	23,021	19,564	18,393	18,288
New Units						
North Strand				4,042	5,797	6,482
CRCC Conway			4,854	4,976	5,100	5,227
Total of New Units			4,854	9,018	10,897	11,709
Total Radiation Therapy Treatments	26,461	27,168	27,875	28,582	29,290	29,997
Projected Growth in New Ca Cases		2.7%	2.6%	2.5%	2.5%	2.4%

from application, 2011 and 2012 interpolated

Existing Units	26,461	27,168	23,021	19,564	18,393	18,288
Capacity	26,000	26,000	26,000	26,000	26,000	26,000
% Capacity	102%	104%	89%	75%	71%	70%
New Units			4,854	9,018	10,897	11,709
Capacity			7,000	12,000	12,000	12,000
% Capacity			69%	75%	91%	98%
Region Total	26,461	27,168	27,875	28,582	29,290	29,997
Capacity*	26,000	26,000	33,000	38,000	38,000	38,000
% Capacity	102%	104%	84%	75%	77%	79%

If CRCC and Grand Strand are Approved

Providers	2010	2011	2012	2013	2014	2015
Existing Units						
CRCC Myrtle Beach	20,946	21,374	16,948	9,247	8,461	8,034
CRCC Murrells Inlet				4,739	4,857	4,978
CRCC - Total	20,946	21,374	16,948	13,986	13,318	13,012
Ford Ca Center	5,515	5,794	6,073	6,353	6,859	6,904
Total of Existing Units	26,461	27,168	23,021	20,339	20,177	19,916
New Units						
Grand Strand				3,267	4,013	4,854
CRCC Conway			4,854	4,976	5,100	5,227
Total of New Units			4,854	8,243	9,113	10,081
Total Radiation Therapy Treatments	26,461	27,168	27,875	28,582	29,290	29,997
Projected Growth in New Ca Cases		2.7%	2.6%	2.5%	2.5%	2.4%

Existing Units	26,461	27,168	23,021	20,339	20,177	19,916
Capacity	26,000	26,000	26,000	26,000	26,000	26,000
% Capacity	102%	104%	89%	78%	78%	77%
New Units			4,854	8,243	9,113	10,081
Capacity			7,000	12,000	12,000	12,000
% Capacity			69%	69%	76%	84%
Region Total	26,461	27,168	27,875	28,582	29,290	29,997
Capacity*	26,000	26,000	33,000	38,000	38,000	38,000
% Capacity	102%	104%	84%	75%	77%	79%

EXHIBIT B

Letter regarding TrueBeam System

000635

21st Century Oncology
www.21stcenturyoncology.com

November 22, 2011

Beverly Brandt
South Carolina DHEC

Dear Ms. Brandt,

Please receive this letter in support of 21st Century Oncology's request for a Certificate of Need pertaining to the selection of a Varian TrueBeam linear accelerator for installation in our proposed Conway, South Carolina office.

Our preference for TrueBeam over the older Varian Clinac iX platform is based on the following clinical and technical considerations:

- TrueBeam delivers radiation at a significantly faster rate than does a Clinac iX (roughly double the rate), permitting a shorter length of time that the patient lies immobilized on the treatment couch and therefore improving patient comfort.
- TrueBeam offers superior targeting of moving tumors – such as lung cancer – than does an iX through a built-in technology named Gated RapidArc, which compensates for tumor motion by synchronizing imaging with dose delivery during a continuous rotation around the patient. Briefly, this technology activates the radiation beam only when the tumor falls within the beam's target zone, minimizing exposure of surrounding normal organs in order to reduce complications from treatment.
- TrueBeam is capable of treating smaller tumors – such as brain tumors – more reliably than an iX machine by virtue of its superior treatment couch positioning and beam accuracy.

Therefore, TrueBeam offers a superior radiation treatment over a Clinac iX with regard to technical performance, patient comfort, and patient safety. TrueBeam is also a flexible treatment machine, capable of delivering a full range from conventional treatment to the most sophisticated stereotactic treatment. For these reasons, I am advocating for this treatment machine to be selected for installation.

Sincerely,

Constantine A. Mantz

Constantine A Mantz, MD
Chief Medical Officer
21st Century Oncology

21st Century Oncology, Inc.
Corporate Address: 2234 Colonial Boulevard • Fort Myers, Florida 33907 • (239) 931-7333 • www.21stcenturyoncology.com
2270 Colonial Boulevard • Fort Myers, Florida 33907 • (239) 931-7333 • www.21stcenturyoncology.com

EXHIBIT C

Index of Letters of Support for CRCC

000637

MEMO

TO: Beverly Brandt, DHEC

FROM: Dale Scaglione, paralegal, Bruner, Powell, Wall & Mullins

RE: attached letters in support spreadsheets

FILE: CRCC-Conway linear accelerator application

DATE: November 28, 2011

Attached are two spreadsheets – one for the medical providers' letters in support, and one for the community leaders' letters in support. We did not draft a spreadsheet for the private citizen letters. The totals are:

70 medical provider letters

23 community leader letters

131 private citizen letters

Please contact me if you have any questions. Thank you.

LETTERS OF SUPPORT FROM MEDICAL PROVIDERS - CRCC CONWAY

Writer's Name	Title	Provider Name	Address
ınson, Charles W.	MD	Conway Physicians Group - Internal Medicine	8002 Myrtle Trace Drive, Conway, SC 29526
Jordan, Charles B	Board of Trustees	Conway Medical Center	300 Singleton Ridge Road, Conway, SC
Krzyzaniak, K.	MD	Atlantic Urology Clinics	823 82nd Parkway, Myrtle Beach, SC 29572
Leak, Robert S.	MD	Strand Ortho Consultants	210 Village Ctr Blvd, Suite 200, Myrtle Beach, SC 29579
Maxwell, C. Elliott	DMD	Coastal Carolina Oral & Maxillofacial Surgery	708 21 Avenue N, Myrtle Beach, SC 29577
Merritt IV, James	MD	Strand Orthopaedic Consultants	210 Village Ctr Blvd., Myrtle Beach, SC 29579
Oduwule, Adepapo	MD	MOFDAPS Comprehensive Behavioral Health	1203 48th Avenue N., Unit 202, Myrtle Beach, SC 29572
Papatto, J.	DO	South Strand Internists	PO Box 14690, Surfside Beach, SC 29575
Pappas, Alexander	MD	Strand Orthopaedic Consultants	210 Village Ctr Blvd., Myrtle Beach, SC 29579
Patel, Nihar		Team Health, Conway Medical Center	300 Singleton Ridge Road, Conway, SC
Purgavie, Kimberly	DO	Strand Orthopaedic Consultants	210 Village Ctr Blvd., Myrtle Beach, SC 29579
Quillen, Timothy J.	MD	Coastal Urology Center	314 Singleton Ridge Rd, Conway, SC 29526
Rainbow Jr., Leroy	Board of Trustees	Conway Medical Center	300 Singleton Ridge Road, Conway, SC
Rathburn, John	MD	Executive Court Medical Specialists	997 Highway 17 South, Suite C, Surfside Beach, SC 29575
Ray, Dianne W.	Board of Trustees	Conway Medical Center	300 Singleton Ridge Road, Conway, SC
Rimkus, Gilbertas	MD	Associates in Surgery	2361 Cypress Circle, Conway, SC 29526
Roberts, Brian	MD	Grand Strand Urology	823 82nd Parkway, Myrtle Beach, SC 29572
;owski, John	MD	Conway Medical Center ER	300 Singleton Ridge Road, Conway, SC
Saunders, Henry V.	MD/board of trustees	Conway Medical Center	300 Singleton Ridge Road, Conway, SC
Shore, Neal	MD, director	Atlantic Urology Clinics	823 82nd Parkway, Myrtle Beach, SC 29572
Smolenski, Allen	MD	Conway Medical Center ER	300 Singleton Ridge Road, Conway, SC
Staton, M. Wayne	Board of Trustees	Conway Medical Center	300 Singleton Ridge Road, Conway, SC
Taylor, Ross	MD	Coastal Orthopaedics	2376 Cypress Circle - Suite 300 / Conway, SC 29527
Verdin III, Thomas	MD	Verdin Pediatrics	9869-10 Ocean Hwy W., Calabash, NC 29467
Wallen, Jeffrey H.	DDS	Jeffrey H. Wallen, DDS, PC	1200 48th Ave N., #101, Myrtle Beach, SC 29577
Ward, Richard W.	MD	Strand Orthopaedic Consultants	210 Village Ctr Blvd., Myrtle Beach, SC 29579
Welsh, Shayne	MD	Nirvana Plastic Surgery	1331 44th Ave North, Suite 101, M. Beach, SC 29577
Werter, Scott A.	DPM	Coastal Podiatry Associates	8141 Rourt St, Myrtle Beach, SC 29572
Williams, Deirdre S	DDS/Bd of Trustees	Conway Medical Center	300 Singleton Ridge Road, Conway, SC
Williams, Deirdre S	DDS, MS	Waccamaw Pediatric Dental Care	29526
Wilson Jr., John W.	MD	Conway Physicians Group - Internal Medicine	8002 Myrtle Trace Drive, Conway, SC 29526
Wilson, D. Mark	MD	Clinical Pathology Consultants	PO Box 1599, Conway, SC 29528
Wood, Joseph C.	MD	Atlantic Urology Clinics	402-B Singleton Ridge Road, Conway, SC 29526
ıng, Richard W.	MD	Atlantic Urology Clinics	823 82nd Parkway, Myrtle Beach, SC 29572

000639

CRCC - Conway
Community letters of support

Writer's Name	Title	Provider Name	Address
.nderson II, Thomas	mayor pro-tem, City of Conway	City of Conway	229 Main Street, Conway, SC 29528
Barfield, Liston	SC House of Rep	House of Representatives	503-A Blatt Bldg, Columbia, SC 29211
Bass, R. Steve	MD	Ivory Holdings (real estate investment)	2411 N. Oak St, Suite 201, Myrtle Beach, SC 29577
Bingham, Kenneth	Minority Leader	SC House of Representatives	PO Box 21, Columbia, SC 29202
Bradley, Rudolph	counsel member, City of Georgetown	City of Georgetown	120 North Fraser St, Georgetown, SC 29440
Chestnut, Vivan E.	counsel member, City of Conway	City of Conway	229 Main Street, Conway, SC 29528
Faucher, Sara Jo		Mercy Care	8216 Devon Court, Myrtle Beach, SC 29577
Goldfinch IV, William	counsel member, City of Conway	City of Conway	229 Main Street, Conway, SC 29528
Huchs, Jillian		The Forest Salon and Spa	215 Ronnie Court, Unit A, Myrtle Beach, SC 29579
Jensen, Kathryn		Cruise One	1134 Links Road, Myrtle Beach, SC 29575
Koon, Irby L.	counsel member, City of Conway	City of Conway	229 Main Street, Conway, SC 29528
Lawson, Alys C.	City of Conway Mayor	City of Conway	229 Main Street, Conway, SC 29528
Lefler, Vicky	city clerk, City of Conway	City of Conway	229 Main Street, Conway, SC 29528
Lippert, Robert T.	RN	In Care Home Health & Hospice	4685 Highway 17 S. Bypass, Myrtle Beach, SC 29577
:Hugh, Kevin J.	RN, MSN, VP	Agape Hospice	128A Professional Park Dr, Conway, SC 29526
/innell, Sharon	Town Clerk	Town of Surfside Beach	115 US Hwy 17N, Surfside Beach, SC
Rice, Tom	Horry County councilman	Horry County Council	1301 Second Avenue, Conway, SC 29528
Steinfield, Gail		Griswold Special Care	206 Main St, Conway, SC 29526
Timbes, Jean M.	counsel member, City of Conway	City of Conway	229 Main Street, Conway, SC 29528
Voltin, Rodger	DDS	Myrtle Ridge Dental	1867 Unit B, Highway 544, Conway, SC 29526
Waterfield, J. C.	CPA	Ivory Holdings (real estate investment)	2411 N. Oak St, Suite 201, Myrtle Beach, SC 29577
Wayne, Peggy	counsel member, City of Georgetown	City of Georgetown	417 Sasanqua Drive, Georgetown, SC 29440
White, Larry A.	counsel member, City of Conway	City of Conway	229 Main Street, Conway, SC 29528

000640

LETTERS OF SUPPORT FROM MEDICAL PROVIDERS - CRCC CONWAY

Writer's Name	Title	Provider Name	Address
lachandran, Siva	MD	Coastal Kidney Center	1151 44th Ave N., Myrtle Beach, SC 29577
Bangco, Mario S.	MD	Mario S. Bangco, MD, PA	170 Waccamaw Med. Park Ct., Conway, SC 29526
Bauerle, Wayne	MD	Strand Ortho Consultants	210 Village Ctr Blvd, Suite 200, Myrtle Beach, SC 29579
Benson, William R.	Board of Trustees	Conway Medical Center	300 Singleton Ridge Road, Conway, SC
Bogache, William K.	MD	Atlantic Urology Clinics	823 82nd Parkway, Myrtle Beach, SC 29572
Butler, Clark J.	MD	Strand Ortho Consultants	210 Village Ctr Blvd, Suite 200, Myrtle Beach, SC 29579
Callihan, Steven M.	MD	Strand Ortho Consultants	210 Village Ctr Blvd, Suite 200, Myrtle Beach, SC 29579
Cerasaro, Thomas	MD	Waccamaw Urology	4367 Riverwood Dr, Unit 100, Murrells Inlet, SC
Chambers, Thomas	MD	Strand Ortho Consultants	210 Village Ctr Blvd, Suite 200, Myrtle Beach, SC 29579
Clayton, Philip A.	CEO	Conway Medical Center	300 Singleton Ridge Road, Conway, SC
Covington,R.S.	DO	Carolina Health Specialists	945 82nd Parkway, Myrtle Beach, SC 29572
Cullen, Kevin	DO (hospitalist)	Team Health	360 Singleton Ridge Road, Conway, SC
Daly, John J.	MD/Co-chair, mg. partner	Carolina Radiology	PO Box 1885, Myrtle Beach, SC 29578
Daves, Reginald F.	Board of Trustees	Conway Medical Center	300 Singleton Ridge Road, Conway, SC
Davis, Pamela	RN, MSN, CEO	Little River Medical Center	287 Highway 90 East, Little River, SC 29566
Derrick, Russell L.	MD, medical dir.	Carolina Radiology	PO Box 1885, Myrtle Beach, SC 29578
.is, Michael H.	MD, board of trustees	Conway Medical Center	300 Singleton Ridge Road, Conway, SC
Epstein, Aaron M.	MD, chief of med. Staff	Conway Medical Center	300 Singleton Ridge Road, Conway, SC
Everman, David G.	MD	Strand Orthopaedic Consultants	210 Village Ctr Blvd., Myrtle Beach, SC 29579
Fogarty, James	DO	Coastal Urology Center	314 Singleton Ridge Rd, Conway, SC 29526
Frank III, Walter	MD	Waccamaw Urology	580 Black River Road, Georgetown, SC
Gangi, Glenn	MD	Adult & Pediatric Urology	2835 East Highway 76, Mullins, SC 29574
Goldfinch Jr., George	Board of Trustees	Conway Medical Center	300 Singleton Ridge Road, Conway, SC
Grudzinski, Andrew	MD	Adult & Pediatric Urology	2835E Highway 76, Suite 3, Mullins, SC
Halyard, Jeanne	MD	HealthCare Partners of SC	1708 N. Oak St, Conway, SC 29526
Hayek, Hafez	MD	Conway Physicians Group - Pulmonary & sleep medicine	300 Singleton Ridge Road, Suite 100, Conway, SC
Henry, John P.	Board of Trustees	Conway Medical Center	300 Singleton Ridge Road, Conway, SC
Herrin, Michael	MD	Conway Anesthesia Associates	300 Singleton Ridge Road, Conway, SC
Holmes, Hal	MD/Bd of Trustees	Conway Medical Center	300 Singleton Ridge Road, Conway, SC
Holyard, Jeanne L.	MD	Healthcare Partners of SC1	1708 N. Oak St, Conway, SC 29526
Huggins, Christopher	Board of Trustees	Conway Medical Center	300 Singleton Ridge Road, Conway, SC
Huggins, William L.	Board of Trustees	Conway Medical Center	300 Singleton Ridge Road, Conway, SC
Humbles, Frank	MD	Conway Anesthesia Associates	300 Singleton Ridge Road, Conway, SC
Hutson, Jody W.	DO	Aynor Family Medicine	PO Box 649, Aynor, SC 29511
·kson, Kimberly S.	MD	Rivertown Family Medicine	1210 Main St, Conway, SC 29526
Jarrett, Jr., Joe N.	MD	Strand Ortho Consultants	210 Village Ctr Blvd, Suite 200, Myrtle Beach, SC 29579

000641

EXHIBIT D

Patient Referrals by Referring Physician for the Previous 12 Months

000642

Carolina Regional Cancer Center, LLC
Patients on Treatment by Referring Physician
November 2010 through October 2011

Referring Physician Name	Unique Count of Patients Treated
ACKER MD, JEFFREY	1
ADLER, BRIAN	1
AGUERO, ERIC	1
ANDERSON MD, THOMAS	2
ANGUELOV MD, IVO	1
BABCOCK MD, WILLIAM	1
BARON MD, PAUL	1
BIBB, ROBERT	3
BOGACHE MD, WILLIAM	26
BOGDAN, CAROL	39
BOHAN, MICHAEL	1
BONDY MD, PETER	5
BOROWICZ MD, Mark	5
BOTSE-BAIDOO MD, EDWARD	1
BRACKETT, NEWTON	12
BREMNER, SANDRA	1
BRESCIA MD, FRANK	1
CADY, BRIAN	1
CAMP, RAMSAY	2
CERASARO MD, THOMAS	13
CHAMBERS MD, THOMAS	1
CHIN MD, STEVE	1
CHRISTENSEN, TOM	2
CHRISTIANSEN MD, NEAL	3
CODY, REBECCA	49
COOK, JOEL	1
CUNNINGHAM MD, CAL	9
DAY MF, TERRANCE	2
DEBLASIO MD, DANIEL	1
DEGROOD, ROBERT	3
DENLINGER MD, CHADRICK	1
DEVENYI, ZOLTAN	2
DINEEN, KEVIN	12
DUCLOS, MARTIN	1
EISENMAN, RICHARD	2
ELLIS, MICHAEL	4
EPSTEIN, AARON	1
Falchook, Gerald	1
Fesko, Yuri	1
FOGARTY, JAMES	14
FRANK III, WALTER	13
FRANKE MD, Patrick	1

Carolina Regional Cancer Center, LLC
Patients on Treatment by Referring Physician
November 2010 through October 2011

Referring Physician Name	Unique Count of Patients Treated
GANGI, GLENN R	95
GIDDENS MD, EUGENE	1
GIGLIO MD, PIERRE	1
GILLESPIE MD, MARION	3
Giovagnoli, Gary	1
GOH MD, KIMBERLY	2
GOLDBERG, RENWICK	49
GOLDEN, THADDEUS	11
GOODIN, DONALD	13
GRUBB, STEPHEN	1
GRUDZINSKI, ANDREW	50
GUYTON, EUGENE	1
HALL MD, RAYNA	21
HALSTEAD MD, LUCINDA	1
HARPER MD, JENNIFER	3
HAYEK MD, HAFEZ	1
HEIN, KYAW	1
HOLLINGSWORTH, SCOTT	1
HOLT JR, LAWRENCE	51
HORNIG, JOSHUA	1
HOWARD MD, GENE	1
HUBERTY, CHAD	1
HULLETT, JOEL	1
JENNINGS MD, THOMAS SCOTT	2
JENRETTE MD, JOSEPH	10
JONES MD, NATHAN	3
KARPENKO DO, MATTHEW	45
KEENAN, DONALD	1
KENYON, ERIK	1
KING, DONALD	1
KIRKPATRICK MD, JOHN	1
KOHLER MD, MATTHEW	5
KRZYZANIAK, KENNETH	32
LANG MD, PEARSON	2
LEGET MD, GAIL	2
LEIBMAN, DANIEL	8
LENTSCH, ERIC	1
LOU, EMIL	1
Madden, Steven	1
MAHAJAN MD, NERRAJ	1
MARSHALL MD, JOHN	1
MASSIE MD, MITCHELL	3

000644

Carolina Regional Cancer Center, LLC
Patients on Treatment by Referring Physician
November 2010 through October 2011

Referring Physician Name	Unique Count of Patients Treated
MATZINGER, STEVEN	3
MCCALL, MD, BRADLEY	1
MCGINLEY, CHRISTINE	1
MERRITT MD, WILLIAM	3
MILLING MD, LEE	17
MOORE MD, LANE	2
MORRIS MD, DAVID	1
MOUNT, LISA	1
MULLINS MD, DARREN	12
NAWABI MD, M DAUD	1
NICHOLSON MD, GEORGE	34
NILLAS, ROMEO	2
OKELLY MD, PETER	1
ORTIZ, VERONICA	1
OSMAN MD, RICHARD	11
PAUDEL MD, VIJAY	26
PETERS MD, MICHAEL	13
PHILLIPS, THOMAS	1
POOLE MD, TREVOR	9
Potti, Anil	4
QUILLEN, TIMOTHY	17
QUIRKE MD, THOMAS	2
RATHBUN, JOHN	1
REED MD, Carolyn	2
ROBERTS, BRIAN	37
ROSNER MD, DANIEL	9
RYAN, PATRICK	1
SASSER, CHARLES	1
SHAH, NAISHAJ	1
SHAPIRO MD, PAUL	1
SHAPIRO, ANNA	1
SHARMA MD, ANAND	1
SHORE, NEAL	32
Silvestri, Gerard	1
SIORE, ROSEMARY	1
SITTI, ORACHUN	1
SKVARKA, CHRISTOPHER	1
SMITH MD, DEAN	3
SMITH MD, JAMES	1
SPENCER JR MD, THOMAS RHETT	1
SUTTON MD, DARIN	14
TEIGLAND MD, CHRIS	1

000645

Carolina Regional Cancer Center, LLC
Patients on Treatment by Referring Physician
November 2010 through October 2011

Referring Physician Name	Unique Count of Patients Treated
TESTORI DO, DOUGLAS	1
THOMAS MD, Charles	1
THOMAS MD, MELANIE	2
THOMAS, NATALIA	1
TILLOTSON MD, MARK	1
TINSLEY, ELLIS	1
Vuppala, Srinivas	1
WALKER SR MD, ROGERS	1
WALTHER MD, PHILIP	1
WANI MD, JAVAID	1
WEIMER, EDWARD	1
WELSH M.D., JAMES	1
WHITE MD, STEVEN	1
WILLIAMS MD, ESTON	1
WILLIAMS, JAMES	1
WILLIAMS, LUTHER	2
WILSON MD, STANLEY	1
WOOD, JOSEPH	12
YEARGAN, SHERMAN	1
YOUNG, RICHARD	19
Total	1,000

000646

BRUNER, POWELL, WALL & MULLINS, LLC
ATTORNEYS AND COUNSELORS AT LAW
1735 ST. JULIAN PLACE, SUITE 200
POST OFFICE BOX 61110
COLUMBIA, SOUTH CAROLINA 29260-1110
TELEPHONE (803) 252-7693
FAX (888) 465-8015
WWW.BPUNERPOWELL.COM

JAMES L. BRUNER, P.A.
WARREN C. POWELL, JR., P.A.*
HENRY P. WALL, P.A.
E. WADE MULLINS, III, P.A.
* Also Admitted in District of Columbia

BRIAN P. ROBINSON, P.A.
WESLEY D. PEEL, P.A.
JOEY R. FLOYD, P.A.
WILLIAM D. BRITT, JR., P.A.

BENJAMIN C. BRUNER
MATTHEW H. STABLER

AUTHOR'S E-MAIL:
WMULLINS@BRUNERPOWELL.COM

November 29, 2011

NOV 30 2011

VIA EMAIL brandtba@dhec.sc.gov
and US MAIL
Beverly A. Brandt, Chief
Bureau of Health Facilities and Services Development
SC Department of Health and Environmental Control
2600 Bull Street
Columbia, South Carolina 29201

Re: CON for Grand Strand Regional Medical Center, Myrtle Beach, South Carolina – construction for the establishment of a new radiation therapy service in a center attached to the main hospital
Bruner Powell File No.: 7-2148.100

Dear Ms. Brandt:

As you know, I represent Carolina Regional Cancer Center ("CRCC") which provides radiation therapy services at its location in Myrtle Beach, South Carolina. Grand Strand Regional Medical Center has filed a Certificate of Need Application with the Department seeking to construct a new radiation therapy service in a center attached to the main hospital.

By virtue of its status as a person located in the service area in which the project is to be located and who provides similar services, CRCC considers itself an affected person with regards to the above-referenced application. To the extent there is any confusion regarding CRCC's position with regards to the Grand Strand application, CRCC opposes the Grand Strand application. I am requesting that I be copied on all correspondence or other written communications relating to the above-referenced application. I would also request the opportunity to receive any Notices issued by the Department concerning this application as well as be provided an opportunity to receive copies of all documents submitted in connection with the above referenced application. I thank you for your attention to this matter and ask that you contact me with any questions.

With my best regards, I am

Sincerely yours,

E. Wade Mullins, III

EWM/rdd

BRUNER, POWELL, WALL & MULLINS, LLC
ATTORNEYS AND COUNSELORS AT LAW
1735 ST. JULIAN PLACE, SUITE 200
POST OFFICE BOX 61110
COLUMBIA, SOUTH CAROLINA 29260-1110
TELEPHONE (803) 252-7693
FAX (888) 465-8015
WWW.BPUNERPOWELL.COM

JAMES L. BRUNER, P.A.
WARREN C. POWELL, JR., P.A.*
HENRY P. WALL, P.A.
E. WADE MULLINS, III, P.A.
* Also Admitted in District of Columbia

BRIAN P. ROBINSON, P.A.
WESLEY D. PEEL, P.A.
JOEY R. FLOYD, P.A.
WILLIAM D. BRITT, JR., P.A.

BENJAMIN C. BRUNER
MATTHEW H. STABLER

AUTHOR'S E-MAIL:
WMULLINS@BRUNERPOWELL.COM

November 29, 2011

VIA EMAIL brandtba@dhec.sc.gov
and US MAIL
Beverly A. Brandt, Chief
Bureau of Health Facilities and Services Development
SC Department of Health and Environmental Control
2600 Bull Street
Columbia, South Carolina 29201

NOV 30 2011

Re: CON for North Strand Radiation Oncology Ctr., LLC – purchase and installation of a linear accelerator to be located within a newly constructed free-standing radiation therapy center
Bruner Powell File No.: 7-2148.100

Dear Ms. Brandt:

I have previously forwarded you on behalf of Carolina Regional Cancer Center ("CRCC") a notice of affected person with regards to the above-referenced Certificate of Need Application submitted by North Strand Radiation Oncology Center, LLC, seeking to develop a radiation therapy facility in Little River, South Carolina. CRCC believes that the position that it has taken throughout the review process indicates its opposition to the North Strand project. However, because counsel for the Department has erroneously indicated in submissions to the DHEC Board that CRCC did not oppose another application submitted by Georgetown Hospital System for a relocation of its Cancer Center, we are taking this opportunity to eliminate any opportunity for confusion by providing this formal notice that CRCC is opposed to the North Strand Project. Please place this in the Department Project File for North Strand.

I thank you for your attention to this matter and ask that you contact me with any questions.

With my best regards, I am

Sincerely yours,

E. Wade Mullins, III

EWM/rdd

000648

See Letter of support file

Brandt, Beverly <brandtba@dhec.sc.gov>

FW: Additional letters of support from Physicians

1 message

Patricia Price <pprice@crccmd.com> **Wed, Nov 30, 2011 at 2:58 PM**
To: Beverly Brandt <brandtba@dhec.sc.gov>

Dear Beverly,
Please review attachment for additional Physician support Con letters.
These letters are written in support of Carolina Regional Caner Center's application for an additional Linear Accelerator in Conway,S.C. I will be mailing the original letters out to you tomorrow.
Thanks, and I hope you had a great Thanksgiving.



Patricia "Sissy" Price RT (R)(T)
Regional Administrator
CMS/CMA Region 3
Carolina Regional Cancer Center
4708 Oleander Drive
Myrtle Beach ,S.C.
Office: 843-449-9415 ext.351
Fax: 843-449-2160

This email and any attached files are confidential and intended solely for the intended recipient(s). If you are not the named recipient you should not read, distribute, copy or alter this email. Any views or opinions expressed in this email are those of the author and do not represent those of the Carolina Regional Cancer Center company. Warning: Although precautions have been taken to make sure no viruses are present in this email, the company cannot accept responsibility for any loss or damage that arise from the use of this email or attachments.

20111130135051601.pdf
760K

000649

See Letter of Support file

BRUNER, POWELL, WALL & MULLINS, LLC

ATTORNEYS AND COUNSELORS AT LAW
1735 ST. JULIAN PLACE, SUITE 200
POST OFFICE BOX 61110
COLUMBIA, SOUTH CAROLINA 29260-1110
TELEPHONE (803) 252-7693
FAX (888) 465-8015
WWW.BPUNERPOWELL.COM

JAMES L. BRUNER, P.A.
WARREN C. POWELL, JR., P.A.*
HENRY P. WALL, P.A.
E. WADE MULLINS, III, P.A.

* Also Admitted in District of Columbia

BRIAN P. ROBINSON, P.A.
WESLEY D. PEEL, P.A.
JOEY R. FLOYD, P.A.
WILLIAM D. BRITT, JR., P.A.

BENJAMIN C. BRUNER
MATTHEW H. STABLER

AUTHOR'S E-MAIL:
WMULLINS@BRUNERPOWELL.COM

December 7, 2011

VIA EMAIL brandtba@dhec.sc.gov
AND HAND DELIVERY
Beverly A. Brandt, Chief
Bureau of Health Facilities and Services Development
SC Department of Health and Environmental Control
1800 St. Julian Place
Columbia, SC 29204

Re: Purchase and installation of a linear accelerator for a new cancer treatment center to be established in an existing medical office building located in Conway, SC (Horry County); Carolina Regional Cancer Center, LLC, South Carolina
Bruner Powell File No.: 7-2148.100

Dear Ms. Brandt:

As you know, CRCC has submitted a Certificate of Need Application for Carolina Regional Cancer Center, LLC ("CRCC") to purchase and install a linear accelerator for a new cancer treatment center to be established in an existing medical office building in Conway, South Carolina.

On their behalf, I am submitting seven (7) testimonial letters, some of which were referred to in project review, extolling the benefits of the extended hours that CRCC provides.

CRCC thanks you for your consideration of this issue in your review of the pending application.

With my best regards, I am

Sincerely yours,

E. Wade Mullins, III

EWM/das
Enclosures

RECEIVED
DEC 7 2011
HEALTH FACILITIES AND SERVICES DEVELOPMENT

STRATEGICDIRECTIONS
Sam Tolbert
115 Parkwood Road
Greenwood, SC 29646
Phone: 864.992.0084
Fax: 803.753.9688 (electronic fax service)
Email: STolbert@StrategicDirectionsInc.com

December 16, 2011



Beverly Brandt, Chief
Bureau of Health Facilities and Services Development
South Carolina Department of Health and Environmental Control
Heritage Building, Suite 201
1777 St. Julian Place
Columbia, SC 29204

Subject: Purchase and installation of a linear accelerator for a new cancer treatment center to be established in an existing medical office building located in Conway, SC (Horry County); Carolina Regional Cancer Center, LLC – Follow-up on Project Review Comments

Dear Ms. Brandt:

We are very concerned about the inaccuracies regarding Carolina Regional Cancer Center presented by the other applicants in their follow-up to the project review meeting on November 15th and feel it is necessary to respond in writing. While there are many inaccuracies, the following are the ones of major concern:

A. Incorrect assumptions made by **North Strand Radiation Oncology**. Its very lengthy 28 page follow-up is filled with inaccuracies and unsubstantiated conclusions. For instance:

1. Utilization Projections and Reasonableness of Assumptions

- *CRCC greatly understated its utilization (treatments) projections by using an average growth rate of 2.5 percent (p.3)*
- *CRCC's minimal projected growth appears to be an attempt to prevent a new provider from being approved and thus minimize competition and limit access (p.4)*
- *CRCC project unrealistically low growth in an effort to show that they should be the only provider allowed to expand that suggest that approval of a new provider would negatively impact them. (p.22)*

CRCC RESPONSE: CRCC's methodology to project treatments at their Conway location is reasonable and is based on the overall growth in cancer cases in the region between 1998 and 2008 (approximately 2.7% per year) and the portion of its existing patients from the Conway and Loris areas. From a health planning perspective, evaluating the historical growth rate over a ten year period, reduces the prospect for anomalies that may distort cancer case projections and thereby provides a statistically sound method for projecting growth. Furthermore, North Strand's insinuation regarding fallacies in our projections speaks more to their lack of strength in justifying their project as a new provider.

For an existing provider of radiation therapy services, the SC Health Plan sets clear criteria for the expansion of an existing service, which CRCC has addressed within our application and during the project review committee meeting. The utilization is measured in treatments provided, not patients, and as an existing provider, CRCC has a well-documented history of treatment volumes. The other applicants must predict their volumes and have done so with assumptions crafted to support the utilization they want to achieve.

None of the applicants are projecting a significant reduction in outmigration or increase in inmigration from within SC. Given the documented trend in growth of new cancer cases of 2.4-2.7% per year, a new provider will deliver treatments that would be delivered otherwise by the existing providers. The projections of North Strand and Grand Strand exceed the expected growth in the market and will significantly reduce the current utilization of CRCC.

2. Improved Accessibility/Unnecessary Duplication Of Services

- *CRCC would duplicate existing services in southern Horry County and neither would increase access for patients in the northern region of the county (p.7)*
- *If CRCC were approved, North Strand cancer patients would still encounter barriers to reasonably accessible radiation therapy services (p.14)*
- *CCRC will not significantly increase geographic access since its proposed location is not far from its existing site (p.18)*

CRCC RESPONSE: CRCC Conway is the only project located inland and offers improved access to radiation therapy services to the second highest population center in the county. This location does not duplicate any existing services. North Strand's location in the very northeast corner of the county serves a significantly smaller population. In addition, there is no significant difference in travel time from Loris to North Strand or our site in Conway. Loris patients can be served as conveniently in either. Thus, CRCC's current and proposed location can easily serve the proposed populations discussed in North Strand's application, yet North Strand's location does not best serve the larger Conway population.

North Strand's follow-up presents traffic count data in an unreasonable way. It does not identify the counter's location or compare roadways. A raw traffic count only states the number of vehicles passing a point. Depending on the road configuration, traffic lights, etc., a road with higher traffic count can be much less congested than one with a lower traffic count. This is an illogical way to claim greater access for North Strand's remote location in the very northeastern point in the county.

3. Financial Feasibility/Cost Containment

- *CRCC failed to fully explain discrepancies in its project costs and financial projections raises questions about the financial feasibility of its project. (p.23)*

CRCC RESPONSE: We are not aware of any discrepancies and we have fully responded to all requests for information from the Department. The difference in square feet between the appraisal and the space program is the addition that is planned to the building, which clearly is shown on the drawings. The appraisal and architect's letter fully and independently documents the costs. Because 21st Century is the largest provider of radiation therapy services in the nation, it is able to purchase the Varian TrueBeam system at a very favorable discount. CRCC has fully disclosed all financial assumptions and capitalized costs associated with this project. Our proposed project is the most financially viable and stable project with reasonable projections of revenue forecasted.

4. Project Site

- *The most glaring question about the building CRCC proposes to occupy is whether or not it is suitable to house the proposed equipment and staff and serve CRCC's projected treatment volume. (p.25)*

- *The discrepancy in the age of the building also raises question about its adequacy to house CRCC's proposed operations. (p.25)*

CRCC RESPONSE: The building was originally constructed as a radiation therapy center and a qualified health care architect has determined the improvements needed to make it completely serviceable today. The value of the existing building and the plans and costs for improvements (including expansion of the building) have been fully and completely disclosed. CRCC's project proposes to use an existing site in order to meet the needs of the patients in the service area sooner. There can be no doubt that the CRCC project promotes cost containment, superior to that of the other applicants. With the stresses on our healthcare system, the significance of the CON Act's purpose of promoting cost containment cannot be overstated. Simply put, CRCC has proposed a well designed state of the art radiation therapy facility that will meet the needs of the patients being served in a quicker fashion and at a significantly reduced total project cost. There is absolutely no evidence that this facility would in any way impede patient care.

B. Incorrect assumptions made by **Grand Strand Regional Medical Center**

1. Competition of Radiation of Therapy Services

- *CRCC is arguing for only one additional unit in an effort to limit competition in Horry County. (p. 4)*
- *CRCC's suggested approach would maintain its current monopoly on radiation therapy services in Horry County and stifle competition for the foreseeable future. (p.8)*

CRCC RESPONSE: No one in the record has indicated CRCC is not an exceptional provider of radiation oncology services. In fact, CRCC has provided many letters of support for the proposed project from community members, patients and physicians. CRCC desire to expand its radiation services reflects its desire to meet the practices' growing demands in order to best provide for the patients in the service area. Recognizing the needs of its patients, CRCC moved to add a linear accelerator at the earliest time possible under the state health plan. The other applicants sat idle for over a year despite having the ability to apply under the plan and despite the obvious need. During this time, CRCC has made significant capital investment and taken steps to provide additional and innovative technology in order to best serve patients in Horry County rather than remaining idle. We are proposing to expand our services to address the utilization we have achieved because of the quality of services we provide. Grand Strand seeks to inject into your decision an irrelevant issue and we are certain the Department recognizes the scope of its review is within the CON Act, the SC Health Plan and established review criteria for this project; creating more competition is not one of the factors under consideration. In fact, the state health plan and regulations require the Department to consider the negative impact on providers.

2. Relationship With Area Providers

- *CRCC's relationship with Atlantic Urology Clinics, LLC stifles rather than improves competition in the service area (p.8)*

CRCC RESPONSE: CRCC's relationship with Atlantic Urology is no different from hospitals in the region purchasing medical practices. CRCC and 21st Century are committed to seeking needs and methods to improve service to patients through integrated cancer care. The relationship that CRCC maintains with Atlantic Urology is one example of its efforts to achieve the benefits of integrated cancer care. It is proud

of its affiliation with Atlantic Urology and believes the patients in the service area have and will benefit from this and other efforts to improve provider relations and further synergize its approach to integrated cancer care.

If you have any questions or require further information, please let me know.

Respectfully submitted,



Sam Tolbert

cc: Patricia Price, Administrator, CRCC

C. Earl Hunter, Commissioner

Promoting and protecting the health of the public and the environment.

Certified Mail 91 7199 9991 7030 0506 9354

December 28, 2011

Patricia Price
Regional Administrator
Carolina Regional Cancer Center
4708 Oleander Drive
Myrtle Beach, SC 29577

RE: Carolina Regional Cancer Center-Conway
Conway, South Carolina

Dear Ms. Price:

It is the decision of this Department that a Certificate of Need be issued to Carolina Regional Cancer Center-Conway in Conway, South Carolina for the purchase and installation of a linear accelerator for a new cancer treatment center to be established in an existing medical office building located in Conway, SC.

The Department timely received three (3) Certificate of Need applications proposing to provide radiation therapy services in the radiotherapy service area comprised of Horry, Georgetown and Williamsburg Counties. Carolina Regional Cancer Center ("CRCC") proposed to expand their existing Myrtle Beach radiation therapy service location, whereas both North Strand Radiation Oncology Center ("NSROC") and Grand Strand Regional Medical Center ("GSRMC") proposed to establish a new service. Individually, the Department has determined all applications comply with the 2010-2011 South Carolina Health Plan. However, collectively, there are issues with exceeding the service area need. (See Analysis).

Section 103.6 of Regulation 61-15 "Certification of Need for Health Facilities and Services" defines "Competing applicants" as "two or more persons and/or health care facilities as defined in this regulation who apply for Certificates of Need to provide similar services and/or facilities in the same service area and whose applications if approved would exceed the need for this facility or service." Staff have determined that approval of more than one linear accelerator would exceed the need projected for this service area in the South Carolina Health Plan.

Therefore, Section 307.2 requires that "in the case of competing applications, the Department shall award a Certificate of Need, if appropriate, on the basis of which, if any, most fully complies with the requirements, goals, and purposes of the Certificate of Need program, State Health Plan, project review criteria, and any regulations developed by the Department." Staff concludes CRCC-Conway would better comply with the purpose of CON, with its funding from cash balances, lowest project cost, to include linear accelerator cost (cost containment), rapid ramp up time with advanced equipment in a more economically disadvantaged area (guide the establishment of health facilities and services which will best serve the public's needs), location in Conway (prevent unnecessary duplication) and extensive experience (ensure high quality

000655

services). The SC Health Plan and project review criteria are addressed in the attached analysis. Adverse impact of GSRMC was considered. Staff determined approval of the GSRMC application could have substantial negative impact upon the approved, but appealed, relocated Francis B. Ford Cancer Center as well as the existing CRCC-Myrtle Beach. (See Analysis).

The decision is based upon the written findings contained in the attached Analysis and upon the following conclusions:

1. The applicant has documented the need for the proposed project within the application and the project will increase accessibility and availability of oncology services for residents of Horry County and surrounding areas;

2. The applicant's record is one of successful operation with adequate management experience;

3. Support, documented opposition and adverse effects on other facilities were considered; and,

4. The project appears to be financially feasible and cost effective based on the information available.

The findings pursuant to Section 501, Regulation No. 61-15, Certification of Need for Health Facilities and Services are not applicable to this project.

A copy of the Notice of Appeals Procedure is enclosed for your convenience. If you have any questions, please feel free to contact us at (803) 545-4200.

Sincerely,

Beverly Brandt

Beverly Brandt, Chief
Bureau of Health Facilities and Services Development

Enclosures: Notice of Appeal Procedure
Analysis

cc: Wade Mullins, Esquire, Bruner Powell
Sam Tolbert, Strategic Directions
Dan Westbrook, Esquire, Nelson Mullins
Arnold Green, NSROC
Don Meyer, Moore & Van Allen
Doug White, CEO, Grand Strand Regional Medical Center
Will Thomas, Esquire, Parker Poe

Notice of Appeal Procedure
Pursuant to S.C. Code Section 44-1-60

1. This decision of the S.C. Department of Health and Environmental Control (Department) becomes the final agency decision 15 calendar days after notice of the decision has been mailed or otherwise sent to the applicant, permittee, licensee and affected persons who have requested in writing to be notified, unless a written request for final review accompanied by a filing fee in the amount of $100 is filed with the Department by the applicant, permittee, licensee, or affected person.

2. An applicant, permittee, licensee, or affected person who wishes to appeal this decision must file a timely written request for final review with the Clerk of the Board at the following address or by facsimile at 803-898-3393. A filing fee in the amount of $100 made payable to SC DHEC must also be received by the Clerk within the time allowed for filing a request for final review. However, if a request for final review is filed by facsimile, the filing fee may be mailed to the Clerk of the Board if the envelope is postmarked within the time allowed for filing a request for final review.

   Clerk of the Board
   SC DHEC
   2600 Bull Street
   Columbia, SC 29201

3. In order to be timely, a request for final review must be received by the Clerk of the Board within 15 calendar days after notice of the decision has been mailed or otherwise sent to persons entitled to receive notice. If the 15th day occurs on a weekend or State holiday, the request is due to be received by the Clerk of the Board on the next working day. The request for final review must be received by the Clerk of the Board by 5:00 p.m. on the date it is due. A request for final review will be returned to the requestor if the filing fee is not received on time as described above.

4. The request for final review should include the following:
   a. the grounds on which the Department's decision is challenged and the specific changes sought in the decision
   b. a statement of any significant issues or factors the Board should consider in deciding whether to conduct a final review conference
   c. a copy of the Department's decision for which review is requested

5. If a timely request for final review is filed with the Clerk of the Board, the Clerk will provide additional information regarding procedures. If the Board declines in writing to schedule a final review conference, the Department's decision becomes the final agency decision and an applicant, permittee, licensee, or affected person may request a contested case hearing before the Administrative Law Court within 30 calendar days after notice is mailed that the Board declined to hold a final review conference.

The above information is provided as a courtesy; parties are responsible for complying with all applicable legal requirements.

January 7, 2011

Horry County Linear Accelerator Analysis

Summaries from the November 15, 2011 Project Review Meeting are incorporated by reference.

Background Information

Project Timeline. North Strand Radiation Oncology Center ("NSROC" or "North Strand") and Grand Strand Regional Medical Center ("GSRMC" or "Grand Strand") propose to establish a new service, whereas Carolina Regional Cancer Center ("CRCC") proposes to expand from their existing Myrtle Beach location. The Certificate of Need ("CON") application for NSROC was received on March 9, 2011. The facility is proposed to be located on the campus of Seacoast Medical Center in Little River as a non-profit joint venture between McLeod Regional Medical Center ("MRMC") and Loris Health Services, Inc. ("LHS") The application for CRCC was received on March 10, 2011 and is proposed to be a facility near the campus of Conway Medical Center, to be named CRCC-Conway. The application for GSRMC, proposed to be a radiation therapy service attached to the main hospital in Myrtle Beach, was received on July 19, 2011. The GSRMC application was the last application to be "deemed complete" with Notification of Affected Persons published in the State Register on October 28, 2011. A Project Review Meeting was held on November 15, 2011.

Regulations. According to Section 101 of Regulation 61-15 "Certification of Need for Health Facilities and Services," the purpose of the Certificate of Need ("CON") program is to promote cost containment, prevent unnecessary duplication of health care facilities and services, guide the establishment of health facilities and services which will best serve public needs, and ensure that high quality services are provided in health facilities in this State.

Section 103.6 of R. 61-15 defines "Competing applicants" as "two or more persons and/or health care facilities as defined in this regulation who apply for Certificates of Need to provide similar services and/or facilities in the same service area and whose applications if approved would exceed the need for this facility or service." All three providers filed CON application for a new linear accelerator ("linac"). Based on this definition, staff analyzed to determine if the need would be exceeded if more than one applicant was approved since all three applicants proposed to provide similar services and/or facilities in the same service area. Staff also evaluated compliance with the South Carolina Health Plan ("Plan"), the regulations, project review criteria and the purpose of CON.

Section 307.2 states that "in the case of competing applications, the Department shall award a Certificate of Need, if appropriate, on the basis of which, if any, most fully complies with the requirements, goals, and purposes of the Certificate of Need program, State Health Plan, project review criteria, and any regulations developed by the Department."

Service Area. Within Megavoltage Radiation Therapy Services, the Plan establishes different treatment capacities for different types of linacs. The Plan also has different standards that distinguish between a new service versus expansion of an existing service. As previously stated, NSROC and GSRMC propose to establish a new service, and CRCC-Conway proposes to be the expansion of an existing location.

2010-2011 South Carolina Health Plan. The following are excerpts from the Standards for Megavoltage Radiotherapy (with staff emphasis):

1. *The capacity of a conventional linear accelerator, either with or without EPID, is 7,000 treatments per year.*

2. *Linear accelerators providing IMRT or IGRT have a capacity of 5,000 treatments per year. A facility must document that it is providing or will provide these specialized treatments in sufficient volume to justify why it should be held to this planning capacity.*

6. ***New Radiotherapy services** shall only be approved if the following conditions are met:*

   A. *All existing units in the service area have performed at a combined use rate of 80 percent of capacity for the year immediately preceding the filing of the applicant's CON application; and*

   B. *An applicant must project that the proposed service will perform a minimum number of treatments equal to 50 percent of capacity annually within three years of initiation of services, **without reducing the utilization of the existing machines in the service area below the 80 percent threshold.** If the new equipment is a specialized radiotherapy unit as described in Standards 2, 3 or 4 above, then the applicant may propose an annual capacity based on the specialized use of the equipment by that applicant. If the applicant can justify this proposed annual capacity, then this capacity will be used in CON application calculations, as well as future capacity calculations, for that applicant. The applicant must document where the potential patients for this new service will come from and where they are currently being served, to include the expected shift in patient volume from existing providers. **(Note: Standards 3 and 4 are not applicable to these projects as Standard 3 applies to units with stereotactic capability and Standard 4 applies to stereotactic only units).***

7. ***Expansion of an existing service**, whether the expansion occurs at the existing site or at an alternate location in the service area, shall only be approved if the service has operated at a minimum use rate of 80 percent of capacity for each of the past two years and can project a minimum use rate of 50 percent of capacity per year on the additional equipment within three years of its implementation. If the additional equipment is a specialized radiotherapy unit as described in either Standards 2, 3 or 4 above, then the existing provider may propose an annual capacity for that additional equipment, based on the specialized use of the equipment by that applicant. If the applicant can justify this proposed annual capacity, then this capacity will be used in CON application calculations, as well as future capacity calculations, for that applicant.*

8. *The applicant shall project the utilization of the service and document referral sources for patients within its service area, including letters of support from physicians and health care facilities indicating a willingness to refer patients to the proposed service, with expected annual referral volumes.*

Target Population / Service Area_ DHEC defines megavoltage radiotherapy service areas for the state. The service area for the applications under review consists of Georgetown, Horry, and Williamsburg Counties.

The following table presents the SC State Demographer's population projections for the service area and the state:

County	7/1/2009 **Estimates**	7/1/2010 **Projection**	7/1/2011 **Projection**	7/1/2012 **Projection**	7/1/2013 **Projection**	7/1/2014 **Projection**	7/1/2015 **Projection**
Georgetown	60,700	62,610	63,310	64,030	64,720	65,430	66,130
Horry	263,870	265,360	270,500	275,650	280,790	285,930	291,080
Williamsburg	34,450	35,370	35,350	35,320	35,300	35,270	35,240
Total for Service Area	359,020	363,340	369,160	375,000	380,810	386,630	392,450
South Carolina	4,561,240	4,549,150	4,596,170	4,643,230	4,690,500	4,737,670	4,784,700

Past Utilization of Existing Facilities. There are currently two providers of radiation therapy services in the service area: CRCC and Francis B. Ford Cancer Treatment Center located operated by Georgetown Memorial Hospital ("GMH") in Georgetown, SC.

The following table presents the service area linear accelerator utilization since 2005:

Radiation Treatments	2005	2006	2007	2008	2009	2010
CRCC	15,770	14,032	13,107	14,335	15,613	20,946
GMH	4,217	5,416	5,466	5,903	5,305	5,515
Region Total	19,987	19,448	18,573	20,238	20,918	26,461
Statewide	229,721	236,181	253,349	261,462	264,116	269,016

The treatment capacity for CRCC's three units is 19,000 treatments. CRCC operates one linear accelerator (Tomotherapy) which has a capacity of 5,000 treatments per year and two standard linear accelerators (Varian) having a capacity of 7,000 treatments per year each. The GMH Francis B. Ford linear accelerator has a capacity of 7,000 treatments. Therefore, the total capacity for the service area is 26,000 treatments. For 2009, the service area utilization was 80.5% of capacity and for 2010, the utilization was 101.8% of capacity. Francis B. Ford operated at 75.8% of capacity in 2009 and 78.9% of capacity in 2010. For 2009, the CRCC utilization was 82.2% of capacity and for 2010, the utilization was 110.2% of capacity.

Based on this data, the above Criteria 6A and 7 have been met. In fact, based upon the data, under Criterion 6A, both Grand Strand and North Strand could have applied as a new facility in 2010, but did not. Much analysis has been done regarding the adverse impact, to include as a component of Criterion 6B ("without reducing the utilization of the existing machines in the service area below the 80 percent threshold") and projecting the minimum use rate of 50% of capacity per year within three years.

Project Review Criteria

1. Compliance with the South Carolina Health Plan

Section 801.3 from R.61-15 states "A project does not have to satisfy every criterion in order to be approved, but no project may be approved unless it is consistent with the State Health Plan. A project may be denied if the Department determines that the project does not sufficiently meet one or more of the criteria."

Community Need Documentation – 2a, 2b, 2c, 2e

2a. The target population should be clearly identified as to the size, location, distribution, and socioeconomic status (if applicable).
2b. Projections of anticipated population changes should be reasonable and based upon accepted demographic or statistical methodologies, with assumptions and methodologies clearly presented in the application. The applicant must use population statistics consistent with those generated by the State Demographer, State Budget and Control Board.
2c. The proposed project should provide services that meet an identified (documented) need of the target population. The assumptions and methods used to determine the level of need should be specified in the application and based on a reasonable approach as judged by the reviewing

body. Any deviation from the population projection used in the State Health Plan should be explained.

2e. Current and/or projected utilization should be sufficient to justify the expansion or implementation of the proposed service.

Distribution (Accessibility) – 3a, 3b, 3c, 3e, 3f

3a. Duplication and modernization of services must be justified. Unnecessary duplication of services and unnecessary modernization of services will not be approved.
3b. The proposed service should be located so that it may serve medically underserved areas (or an underserved population segment) and should not unnecessarily duplicate existing services or facilities in the proposed service area.
3c. The location of the proposed service should allow for the delivery of necessary support services in an acceptable period of time and at a reasonable cost.
3e. The applicant must document the means by which a person will have access to its services (e.g. outpatient services, admission by house staff, admission by personal physician).
3f. The applicant should address the extent to which all residents of the area, and in particular low income persons, racial and ethnic minorities, women, the elderly, handicapped persons, and other medically underserved groups, are likely to have access to those services being proposed.

Record of the Applicant – 13a, 13b

13a. The applicant's record should be one of successful operation with adequate management experience.
13b. The applicant should have a demonstrated ability to obtain necessary capital financing.

2. Acceptability – 4a

4a. The proposal and applicant should have the support of "affected persons" (including local providers and the target population). The lack of opposition should not be considered support for the purposes of these criteria. Staff will also consider, 4b, which states: Where documented opposition exists to a proposal, such opposition will be considered along with the application.

Distribution – 22

22. The existing distribution of the health service(s) should be identified and the effect of the proposed project upon that distribution should be carefully considered to functionally balance the distribution to the target population.

Adverse Effects on Other Facilities – 23a

23a. The impact on the current and projected occupancy rates or use rates of existing facilities and services should be weighed against the increased accessibility offered by the proposed services.

3. Financial Feasibility – 15

15. The applicant must have projected both the immediate and long-term financial feasibility of the proposal. Such projection should be reasonable and based upon accepted accounting procedures.

Cost Containment – 16a, 16c

16a. The applicant should have identified and sought alternative sources and/or methods of funding and demonstrated that the method chosen was the most feasible option.
16c. The impact of the project upon the applicant's cost to provide services and the applicant's patient charges should be reasonable. The impact of the project upon the cost and charges of other providers of similar services should be considered if the data are available.

Projected Revenue/Projected Expenses – 6a, 7

6a. The proposed charges should be comparable to those charges established by other facilities for similar services within the service area or state. The applicant should document how the proposed charges were calculated.
7. Projections of construction costs, start-up costs, operating costs, debt service, depreciation, manpower costs, etc. should be consistent with those experienced by similar facilities offering a similar level and scope of services (with proper consideration given to such factors as inflation, cost of capital, etc.).

North Strand Radiation Oncology Center

Total Project Cost = $9,522,745
Linear Accelerator: Varian Clinac iX ($2,811,534)
Facility = 5,500 square feet

It is noted that a letter of May 24, 2011 from Arnold Green, President, Loris Health Services, Inc., states that one of the members of NSROC has changed from Loris Community Hospital District to a non-profit affiliated corporation, Loris Health Services, Inc. However, during the November 15 Project Review Meeting, NSROC indicated Loris Community Hospital District as a partner in the joint venture without explanation.

1. Compliance with the South Carolina Health Plan- Standards for Radiotherapy

North Strand addressed all standards. Letters indicated support from physicians (including six from Coastal Cancer Center and five from Southern Medical Associates) and healthcare facilities (Loris Community Hospital) for the project, but North Strand did not provide documentation by any physician or group of a willingness to refer patients to the proposed service, with expected annual referral volumes as required by Standard 8. Dr. Lawrence Holt, Jr. with Coastal Cancer Center, the physician group that also provided letters of support for the other two applicants, stated in a letter of November 29, 2011 they want to reaffirm their support for the project and intend to establish physician offices and chemotherapy services on the campus of Seacoast Medical Center in order to demonstrate their willingness to work with NSROC. However, the letter did not specifically state a willingness to refer patients. North Strand indicated during project review that they expect to receive referrals from a broad range of physicians, including the medical staffs of Loris and McLeod and the physicians of Coastal Cancer Center. The referrals from McLeod were not explained or quantified. Staff questions the likely number of referrals from a facility 80 miles away in another service area. It is questionable that Criterion 8 was met. See also Community Need Documentation and Adverse Impact.

Community Need Documentation – 2a, 2b, 2c, 2e

The applicant clearly identified the target population. NSROC's proposed service area includes the following ZIP Codes: 29511, 29526, 29544, 29545, 29566, 29568, 29569, 29581, and

29582, which are located within northeastern Horry County. NSROC also stated Northern Horry County as the target population they will serve. Population projections were clearly presented.

Exhibit 3 presents LHS's ZIP Code specific patient origin for patients who received a cancer diagnosis in Fiscal Year 2009. This exhibit shows LHS rendered healthcare services to 1,154 patients from NSROC's expected service area during the period, which is less than other applicants. Another 508 cancer patients were served by LHS from the immediately adjacent areas of North Carolina, which is a notable portion of LHS's total cancer patients.

Exhibit 3
Loris Healthcare Cancer Patient Origin
FY 2009

Zip Code	Total Patients	Percent of Total	Cumulative Percent
29569	415	21.6%	21.6%
29566	227	11.8%	33.4%
29568	168	8.7%	42.1%
29582	130	6.8%	48.9%
29526	75	3.9%	52.8%
29581	51	2.7%	55.4%
29545	50	2.6%	58.0%
29511	29	1.5%	59.5%
29544	9	0.5%	60.0%
SC Service Area	*1,154*		
28463	203	10.6%	70.6%
28467	188	9.8%	80.3%
28468	40	2.1%	82.4%
28431	29	1.5%	83.9%
28472	28	1.5%	85.4%
28469	20	1.0%	86.4%
Adjacent NC ZIPs	*508*		
All Other SC	112	5.8%	92.3%
All Other NC	91	4.7%	97.0%
All Other	58	3.0%	100.0%
Total	**1,923**		

Source: Loris Internal Data

In addition, staff notes that of the 1,154 patients LHS rendered service to with a cancer diagnosis in FY2009, only 6.8% (130 patients) were from the North Myrtle Beach ZIP code and 3.9% (75 patients) from the Conway ZIP code. There were 508 cancer patients, or 26.5%, originating from NC, but out of state utilization cannot be used to demonstrate need. While Loris accounted for 21.6% of patients (415), Little River only accounted for 11.8%.

NSROC cited geographic distance and travel time as barriers. They state there is no direct provider in NSROC's proposed service area, mention residents from Little River, North Myrtle Beach and Loris, but do acknowledge radiation therapy services currently provided by CRCC and GMH. Data from CRCC indicates 22% of their patients originate from North Myrtle Beach, with 6% from the Loris area. Staff do not concur with NSROC's conclusion that residents do not

have reasonable access to radiation therapy services because of such remote locations and high traffic congestion roads. NSROC provided a chart with the closest providers of radiation therapy services to NSROC's proposed service area and indicated CRCC to be 16.4 miles away. Furthermore, North Strand classifies CRCC as being in Southern Horry County, but staff does not concur with this classification. The proposed North Strand location is shown to be 20.6 miles from Loris, with the CRCC-Conway location at 24.9 miles – a distance that is not appreciably greater. Conway, the area with the greatest population in the North Strand service area, is twice as distant at 22 miles, from NSROC than CRCC-Conway.

NSROC cited a drive time study that indicated a "portion of eastern Horry County" is currently outside of a 30-minute driving range to CRCC and considers the area to be underserved. These areas appear to include towns such as Longs, Worshams Ferry and Little River. Furthermore, North Strand cites travel impediments such as motor vehicle accidents, poor weather conditions, road construction, and special events, but staff maintain these could occur in any part of the service area.

North Strand provided travel time and traffic count data. But counters near all proposed locations, including the site for each applicant, indicated substantially higher counts during "tourist season." Staff concludes the study over emphasizes the alleged negative ramifications of the CRCC's proposed location.

North Strand stated that the northern Horry County area where they propose to locate is the fastest growing community in the Grand Strand and the population base in the service area is sufficiently large enough to justify this service (Exhibit 5, Project Review Summary). However, staff notes that Conway (ZIP code 29526) is the area of the highest population concentration followed by North Myrtle Beach (ZIP code 29582). It is noted that CRCC is currently serving this population with a patient origin of 22% for the Conway area and 22% for North Myrtle Beach. Staff feels it is not logical for North Strand's service area to encompass Conway and North Myrtle Beach, but not Myrtle Beach, as that area currently accounts for 20% of the CRCC patient origin.

Of the 1,154 patients LHS rendered service to with a cancer diagnosis in FY2009, only 6.8% (130 patients) were from North Myrtle Beach ZIP code and 3.9% (5 patients) from the Conway ZIP code. There were 508 LHS cancer patients, or 26.5%, originating from identified NC ZIP codes, but out of state utilization cannot be used to demonstrate need. Staff notes that Grand Strand had 4,860 patients with a primary or secondary cancer diagnosis in 2010 as opposed to North Strand's 1,154 patients in 2009. The Loris ZIP code accounted for 21.6% of LHS patients, 11.8% from Little River and 8.7% from Longs. Forty percent of patients originated from outside of the proposed service area, including over 30% from North Carolina when including "other NC."

For FY2010, LHS referred 637 cancer patients for radiation therapy, which is around 55% of patients diagnosed with cancer. Of these cases, 414 were from the service area (65%), 183 were from NC (29%) and 28 were "Other SC", 12 were "Other." Even though North Strand continues to project 29% of all cancer patients to originate from North Carolina, they projected 85% of radiation therapy patients to originate from the service area and around 10% from NC, which appears to be inconsistent.

North Strand assumes 25 visits (treatments) per patient and indicated in its project review presentation that "a course of treatment may mean up to 30 treatments per patient." North Strand projects being at 6,377 treatments or 127.5% of capacity by Year 3. This is substantially higher

than the 5,100 treatments projected by CRCC, a current provider, and 4,620 by Grand Strand, for Year 3. Staff is concerned the North Strand projections are neither reasonable nor achievable. North Strand indicated CRCC would maintain a utilization rate of over 80%, but did not specifically address the quantity.

North Strand expects to achieve its projected utilization (4,042 treatments in 2013, 5,797 in 2014 and 6,482 in 2015) largely due to the "benefit of the availability of McLeod Regional Medical Center's experience with operating a radiation therapy program." Staff does not argue this is of benefit, but feels the projections are unrealistically high and unachievable. Thus, compliance with the "50 percent of capacity" portion of Standard 6B is questionable. NSROC's project review presentation also stated the projections were based upon "McLeod's experience operating similar equipment" but did not provide details. Success of the project could be limited by the fact that MRMC is 80 miles away and the proposed location in Little River is adjacent to a recently opened small community hospital (Seacoast Medical Center) with only 50 beds and limited services.

Distribution (Accessibility) – 3a, 3b, 3c, 3e, 3f

North Strand claims to be the only applicant applying to serve the medically underserved area of northern Horry County and is not proposing to be located near existing providers. However, their proposed location is only 16 miles from the current Myrtle Beach location of CRCC. While North Strand considered actual cancer referral data from Coastal Cancer Center, it is noted that their physicians provided letters of support for the other two applicants.

North Strand is correct in stating there are no radiation therapy providers in northern Horry County, but clearly this area is currently being served by CRCC. Again, North Myrtle Beach is being served geographically by CRCC and their proposed Conway location will provide geographical access to these areas as well as the population center on Conway. While the CRCC –Conway and Grand Strand projects are not in northern Horry County, staff believes a location in Conway would better increase accessibility to these more rural areas. Furthermore, according to the travel time and distance data provided by North Strand, the rural areas of Nichols and Green Sea are approximately the same distance from CRCC-Conway as from NSROC, accounting for 5% of NSROC's proposed service area population as projected for 2015. The NSROC location in Little River is considerably closer to Little River and Longs (22.5% of 2015 population projection) than CRCC-Conway, but much further away from Aynor, Conway and Galivant's Ferry (41.5% of 2015 population projection). The remaining areas are North Myrtle Beach and Loris (20.6 miles from NSROC and 24.9 miles from CRCC-Conway). Note that this data is limited by the fact that it appears to pick a point in each ZIP code area and it would be useful to view the ZIP code map geographically. NSROC also cites tourist seasonal congestion reported on certain traffic counters, but the count for all project locations increased substantially during the July period when traffic was the heaviest as expected.

North Strand compares demographics between the Conway and Loris areas. While Loris has a higher rate of poverty, the rates are both substantially less than that of Myrtle Beach or North Myrtle Beach.

During project review, North Strand presented many testimonials from patients, one of whom mentioned traveling more than once daily to receive treatments. Project representatives admitted this occurs rarely and did not further quantify this occurrence. North Strand again mentioned in their November 28, 2011 correspondence that "NSROC will eliminate the need for northern

Horry County patients to travel long distances sometimes multiple times daily to receive treatments at different locations" but provided no data to support this statement.

North Strand will offer access to support services to accommodate the needs of their patients and has documented means by which a person will have access to its services.

Staff concludes all applicants demonstrate financial accessibility. The following table compares projected payor sources and financial accessibility among the applicants:

	CRCC	GSRMC	NSROC
Medicare	53.6%	51.8%	31.0%
Medicaid	3.3%	6.1%	11.0%
Self pay	1.6%	3.3%	6.4%
Charity Care	$326,215	$151,000	$629,942
Charity Care % of Gross Revenue	2.5%	3.3%	5.4%

Record of the Applicant – 13a, 13b

North Strand expects to benefit from the availability of McLeod Regional Medical Center's experience with operating a radiation therapy program. Loris Healthcare System and MRMC have had a 15 year history of collaboration. As of January 12, 2012, McLeod will be the owner of the Loris Healthcare System. MRMC has extensive experience in providing radiation therapy.

2. Acceptability – 4a

North Strand received approximately 50 letters of support from patients, physicians and community leaders, which were substantially less letters of support than for Grand Strand or CRCC. Opposition to the project by Grand Strand and CRCC was considered. Dr. Lawrence Holt, Jr. with Coastal Cancer Center, the physician group that also provided letters of support for the other two applicants, stated in a letter of November 29, 2011 they want to reaffirm their support for the project and intend to establish physician offices and chemotherapy services on the campus of Seacoast Medical Center in order to demonstrate their willingness to work with NSROC.

Distribution – 22

The existing distribution and the effect of the proposed project upon that distribution was identified. See Community Need Documentation and Distribution (Accessibility)

Adverse Effects on Other Facilities – 23a

North Strand alleges no adverse impact upon "any other planning area providers." However there will be an adverse impact upon CRCC as their 2010 patient origin data indicates 22% from the Conway area, 22% from the North Myrtle Beach area and 6% from the Loris area.

3. Financial Feasibility – 15

The proposed project appears to be financially feasible and will realize a negative balance during the first year of operation, a slight profit during the second year and a modest profit during the third year. As previously indicated, McLeod Health will be purchasing LHS, but the financial impact of this purchase was not disclosed. However, the utilization projections, thus the financial projections, are questionable (See Community Need Documentation).

The CFOs for both LHS and McLeod Health confirmed availability of funds for the proposed project. The project will be funded through equal capital contributions from NSROC's two members, McLeod Regional Medical Center ("MRMC") and Loris Health Services, Inc., each having 50% ownership. Loris Healthcare System ("LHS") and MRMC expect to contribute a total of up to $4,761,373 towards the capital funds needed to implement the project. and contribute additional money to provide start up working capital. LHS and MRMC will finance the capital cost from existing cash reserves.

Cost Containment – 16a, 16c

North Strand addressed cost containment and identified methods and availability of funding. The impact of the applicant's cost to provide services was documented.

Projected Revenue/Projected Expenses – 6a, 7

Proposed charges and cost projections appear to be reasonable. However, the utilization projections, thus the financial projections, are questionable (See Community Need Documentation).

Grand Strand Regional Medical Center

Total Project Cost = $9,788,625
Linear Accelerator: Varian Clinac iX ($2,812,533)
Facility = 9,519 square feet

1. Compliance with the South Carolina Health Plan

Grand Strand addressed all of the standards in the Plan. In a letter of November 16, 2011, Daniel Sullivan of the Sullivan Consulting Group responded to the staff request to provide information from Standard 8. Many letters expressed a willingness to refer, but did not quantify referral volumes. Mr. Sullivan stated most physician specialties do not refer patients directly to radiation therapy centers, but typically a primary care physician or a general surgeon, upon diagnosing cancer in a patient, would refer the patient to a medical oncologist to determine the most appropriate type of treatment. Six oncologists from Coastal Cancer Center provided letters of support.

Community Need Documentation – 2a, 2b, 2c, 2e

The applicant clearly identified the target population. Grand Strand is in the three-county service area that includes Georgetown, Horry, and Williamsburg Counties. Population projections were clearly presented. Grand Strand stated that for radiotherapy services, Horry County would be the primary service area and Georgetown and Williamsburg Counties would be the secondary service area.

When calculating existing utilization, it is noted that Grand Strand repeatedly assigns GMH a capacity of 5,000 treatments, but the facility has stated their capacity is 7,000 treatments and this capacity is reflected in the Plan.

According to 2008 DHEC data, there were 2,391 new cancer cases in the service area. Based on internal data, Grand Strand had 4,860 patients with a primary or secondary cancer diagnosis, currently referring them to CRCC or other providers. Grand Strand states they coordinate care for cancer patients with the medical oncologists of the Coastal Cancer Center. The oncologists also refer cancer patients requiring surgery to Grand Strand.

Grand Strand projects to capture 20% of Horry County patients (216 patients) plus 5% in-migration (12 cases) for a total of 232 patients. They claim they will only be taking 26 patients (546 treatments) from CRCC in 2015. However, staff projects the impact will be greater. Based upon 55% of cancer patients requiring radiotherapy, Grand Strand projects the service area to have 1,249 radiotherapy cases in 2010 and 1,442 cases in 2015, resulting in an increase of 194 patients, which includes 173 Horry County patients. In order to achieve the projected 232 patients, Grand Strand would have to capture 100% of the additional 173 patients plus 43 CRCC patients to total 216 Horry County patients. Therefore, the impact upon CRCC of losing 26 patients does not appear to be accurate. Even at the higher number of patients taken from CRCC, it does not appear to decrease CRCC below 80% of capacity.

Grand Strand stated in a November 16, 2011 letter from Daniel Sullivan that a notable exception to the typical referral pattern is the case of the urologists in Horry County, most of which belong to the Atlantic Urology group that owns CCRC. Mr. Sullivan expects nearly 100% of these urological referrals to go to CRCC and this was considered in Grand Strand's utilization projections, though they were not quantified.

Distribution (Accessibility) – 3a, 3b, 3c, 3e, 3f

The staff concurs cancer treatment can be most effective when delivered in a comprehensive setting. However, GSRMC does not propose any inpatient treatments according to their pro forma. Staff concurs it is advantageous to have radiation oncologists and medical oncologists practicing in close proximity. Both Grand Strand and the main office for CRCC are both located within a few miles of Coastal Cancer Center, the primary referral source in that area for cancer treatment.

CRCC maintains that Conway Regional Medical Center and Loris Community Hospital will not refer patients for radiation therapy to Grand Strand. This is a reasonable concern and could limit accessibility. It is noted these facilities did not provide letters of support for Grand Strand.

The project will not increase geographic access since CRCC is currently located in Myrtle Beach in close proximity to Grand Strand. The Grand Strand project could provide greater access to inpatients at the hospital in need of cancer treatment services; however, their pro formas indicate no income from inpatients for this project.

Grand Strand will offer access to support services to accommodate the needs of their patients and has documented means by which a person will have access to its services.

Staff concludes all applicants demonstrate financial accessibility. The following table compares projected payor sources and financial accessibility among the applicants:

	CRCC	GSRMC	NSROC
Medicare	53.6%	51.8%	31.0%
Medicaid	3.3%	6.1%	11.0%
Self pay	1.6%	3.3%	6.4%
Charity Care	$326,215	$151,000	$629,942
Charity Care % of Gross Revenue	2.5%	3.3%	5.4%

Record of the Applicant – 13a, 13b

Grand Strand has been providing health care services to the residents of Horry County since it opened in 1978. Services range from a Level III Trauma Center to the open-heart surgery program opened in June of 1995. Grand Strand is currently accredited by the American College of Surgeons as a Community Hospital Cancer Program. It is the service area's largest and most comprehensive tertiary care hospital. Grand Strand is a subsidiary of Hospital Corporation of America, Inc. (HCA), that provides a broad resource base of administrative and technical expertise in hospital operations.

2. Acceptability – 4a

Grand Strand has garnered significant support for this project, with over 240 letters of support. There were approximately 100 letters of support from physicians, 4 letters from elected officials and around 140 community letters. The majority of the community letters were from H2U members. H2U or Health to You, promotes living a healthy lifestyle and offers memberships through Grand Strand for health and wellness information, discounts, invitations to hospital sponsored activities, etc. Strand Orthopaedic Consultants supported this project as well as the CRCC project. Staff from Coastal Cancer Center supported this as well as the other two projects.

Staff considered opposition to the project. CRCC, North Strand and Georgetown Hospital System ("GHS") filed as affected persons opposing this project. See Adverse Effects.

Distribution – 22

The existing distribution and the effect of the proposed project upon that distribution was identified. See Community Need Documentation and Distribution (Accessibility)

Adverse Effects on Other Facilities – 23a

In the November 16, 2011 letter from Daniel Sullivan of Sullivan Consulting Group, Inc., a statement was made regarding Coastal Cancer Center that these physicians "serve a high percentage of the cancer patients in Horry County, and because Coastal's main office is next to the GSRMC campus and many of it patients receive chemotherapy treatment at the main office, it is reasonable to conclude that a significant percentage of Coastal's patients from the service area will choose GSRMC for radiation treatment." Mr. Sullivan did not quantify the percentage or number of patients, but "significant percentage" implies a sizeable impact upon the existing provider, CRCC, and Grand Strand projects serving 223 radiation therapy patients in the third year of operation.

Staff concludes there is adverse impact with this project and the approved relocation of the Francis B. Ford Cancer Treatment Center. A review of the proposed service area in the Francis B. Ford CON application indicates that there are six (6) overlapping ZIP codes with the Francis B. Ford project and the Grand Strand primary service area. The 6 ZIP codes account for 36.6% of the 2009 Francis B. Ford cancer patient origin and 48.2% of Grand Strand's 2010 inpatient discharges.

3. Financial Feasibility – 15

GSRMC proposes to fund the project from capital funds provided by HCA, which will be derived through internally generated and borrowed funds that are included in HCA's cash reserves. Grand Strand is owned by Healthtrust, Inc. – The Hospital Company, that is in turn, owned by HCA Inc.

Cost Containment – 16a, 16c

GSRMC addressed cost containment and identified methods of funding and demonstrated feasibility of this option. The impact of the applicant's cost to provide services was documented. GSRMC's project costs and patient charges appear to be reasonable.

Projected Revenue/Projected Expenses – 6a, 7

Proposed charges and cost projections appear to be reasonable.

Carolina Regional Cancer Center - Conway

Total Project Cost = $9,522,745
Linear Accelerator: Varian TrueBeam ($2,413,894)
Facility = 3,616 square feet

1. Compliance with the South Carolina Health Plan

CRCC demonstrated compliance with all standards in the Plan. A listing of patient referrals by referring physician for the previous 12 months was provided (November 2010 through October 2011). For a total unique patient count of 1,000 patients, 360 patients, or 36% of the total, were from Atlantic Urology. Coastal Cancer Center ("CCC") physicians accounted for 263 or 26.3% of referred patients. It is noted that three of the letters, from CCC physicians specifically mentioned a willingness to refer patients as required by Standard 8. Even though "expected annual referral volumes" were not provided, current volumes were provided from all referral sources. In their response to Item B-10, CRCC stated that 98% of its patients are from physician referrals, mostly from an attending physician.

2. Community Need Documentation – 2a, 2b, 2c, 2e

The applicant clearly identified the target population. CRCC treats patients from Georgetown, Horry, and Williamsburg Counties and considers the region to be its service area. Population projections were clearly presented.

Zip codes were grouped into six market areas based on geography and the following table summarizes the percent of CRCC patients from each area and the 2015 population projection

provided by Nielsen/Claritas.

Table 8 – Patient Origin in Service Area

Area	CRCC Patient Origin	2015 Population Projection*
Conway Area	22%	80,355
Georgetown Area & Williamsburg County	1%	72,415
Loris Area	6%	24,588
Murrells Inlet Area	29%	100,778
Myrtle Beach Area	20%	71,438
North Myrtle Beach Area	22%	53,310
Total	100%	402,884

The percentages are based on 495 patients from within the service area during the last six months of 2010. CRCC treated 571 total patients during this time period with 76 of those patients coming from locations outside of the three-county service area (22 from other locations in SC, 44 from NC, and 10 from other locations).

More than 22% of CRCC's patients live in the Conway area while 6% live in the Loris area. Combined, these two areas account for more than 28% of CRCC's patient volume. These patients would be served by a cancer treatment center in Conway, SC.

Projected Utilization. CRCC is proposing the expansion of an existing service based on its current patient volume and the unmet need in the Conway-Loris area. The following table projects the number of linear accelerator radiation treatments with two CRCC locations in the service area:

Table 10

Radiation Treatments	2009	2010	2011	2012	2013	2014
CRCC-Myrtle Beach	15,613	20,946	22,419	18,258	18,717	19,185
CRCC-Conway	NA	NA	NA	4,854	4,976	5,100
Total Treatments	15,613	20,946	22,419	23,112	23,693	24,285
Change over prev. year		34.2%	7.0%	3.1%	2.5%	2.5%

CRCC has experienced significant growth in utilization during 2010. The total treatments at CRCC grew 34.2% from 2009 to 2010 alone. To calculate projected utilization, a more conservative growth rate of 2.5% was applied. This is in contrast to the substantial growth experienced in 2010, which is attributed to the purchase of the facility by 21st Century Oncology. As previously shown, approximately 28% of CRCC's patients come from Conway and Loris area. CRCC conservatively expects that 75% of their patients from the Conway and Loris area will utilize the proposed linear accelerator located in Conway (i.e. 21% of their current patients will utilize CRCC-Conway).

Distribution (Accessibility) – 3a, 3b, 3c, 3e, 3f

This project projects the quickest implementation time with approximately six months, taking advantage of the existing vault, which will facilitate accessibility. This project will also improve the geographic accessibility for patients in the service area, especially those in the Conway and Loris areas. It is noted that the Conway area has a lower socio-economic status and the proposed site is more accessible to rural portions of the service area. North Strand promotes the accessibility of its site, but staff feels the sites are equally accessible and further notes that the

distance between Loris and Conway is approximately the same distance as Loris and Little River, the proposed site for NSROC. The Conway site is centrally located, serving more inland residents and accessible to rural residents.

Currently CRCC is operating 12 hour shifts to meet the current demand since they are operating well over capacity. Placing an additional accelerator in an area that currently accounts for 28% of patients will relieve capacity constraints.

Staff notes that the proposed Varian Trilogy True Beam system is more advanced than the iX systems proposed by the other applicants. Specifications for the unit include a higher dose rate, image guidance during treatment and is faster and more precise. Information from the manufacturer, Varian, supports the True Beam as being a more advanced system.

CRCC stated they will offer access to support services to accommodate the needs of their patients. CRCC adequately documented means by which a person will have access to its services (See Compliance with the SC Health Plan).

The following table presents the total amounts of indigent care provided by CRCC:

	2008	**2009**	**2010**
Gross Charges	$35,959,784	$36,978,776	$46,520,118
Indigent Care	$990,254	$771,022	$1,237,664
As % of Gross	2.8%	2.1%	2.7%

Projected:

	2011	**2012**	**2013**	**2014**
Gross Charges	$59,574,787	$61,417,306	$62,952,739	$64,526,557
Indigent Care	$1,470,051	$1,515,516	$1,553,404	$1,592,239
As % of Gross	2.5%	2.5%	2.5%	2.5%

The following table compares projected payor sources and financial accessibility among the applicants for each respective project, which indicates all applicants demonstrate financial accessibility:

	CRCC	GSRMC	NSROC
Medicare	53.6%	51.8%	31.0%
Medicaid	3.3%	6.1%	11.0%
Self pay	1.6%	3.3%	6.4%
Charity Care	$326,215	%151,000	$629,942
Charity Care % of Gross Revenue	2.5%	3.3%	5.4%

Record of the Applicant – 13a, 13b

CRCC has provided radiation therapy services in the region for three decades. The center is accredited by the American College of Radiology (ACR), which has very high standards of compliance regarding radiological services. CCRC's current equipment appears focused on state of the art technology as evidenced by the tomotherapy unit and a recently replaced linear accelerator. CRCC has a 38 member team and has access to clinical trials.

3. Acceptability – 4a

CRCC has demonstrated strong support for this project, with over 100 letters of support. There were approximately 76 letters of support from medical providers, including 18 from Conway Medical Center. Strand Orthopaedic Consultants supported this project as well as the Grand Strand project. Staff from Coastal Cancer Center supported this as well as the other two projects. The community letters of support included over a dozen political letters (City of Conway, Town of Surfside Beach, etc.) and around 12 other community letters, such as from Agape Hospice and Mercy Care Hospice.

Staff considered opposition to the project. Grand Strand, North Strand and Georgetown Hospital System ("GHS") filed as affected persons opposing this project. See Adverse Impact.

Distribution – 22

The existing distribution and the effect of the proposed project upon that distribution was identified. See Community Need Documentation and Distribution (Accessibility).

Adverse Effects on Other Facilities – 23a

GHS contends that approval would significantly impact the recently approved Murrells Inlet projects with CRCC-Conway being 13 miles from the proposed relocation of Francis B. Ford. GHS mentions lack of need and significant adverse impact, but did not provide any data to support these claims. GHS feels approval of a linear accelerator in proximity to the recently approved projects without first allowing these providers to implement their projects would not constitute sound health planning. GHS claims the relocation was based on proving increased access to the majority of GHS patients who live in northern Georgetown and Horry Counties. Allowing another provider to enter the market would jeopardize the financial viability of their project. Staff notes that CRCC considered its Conway project within its Murrells Inlet application. Both projects are currently under appeal in the Administrative Law Court and staff is unsure at this time if or when the projects will be implemented. CRCC proposes to serve an existing market as the patient origin data indicated 22% of their patients are from the Conway area and only 1% are from the Georgetown area and Williamsburg County, areas proposed to be served by Francis B. Ford. CRCC also predicted a conservative growth rate of 2.5%.

4. Financial Feasibility – 15 (See also Cost Containment)

The pro formas show a profit during all years submitted – 2012 through 2015. Staff requested a breakdown showing the Murrells Inlet project, which is shown below:

	2012				2013			
	Myrtle Beach	Conway	Murrells Inlet	Combined	Myrtle Beach	Conway	Murrells Inlet	Combined
Gross Charges	$48,519,672	$12,897,634	$-	$61,417,306	$37,142,116	$13,220,075	$12,590,548	$62,952,739
Net Charges	$17,655,993	$ 4,693,365	$-	$22,349,358	$13,514,933	$ 4,810,699	$ 4,581,618	$22,908,093
Total Operating Expenses	$ 7,791,255	$ 2,736,530	$-	$10,527,785	$ 7,188,178	$ 2,807,597	$ 3,310,133	$13,305,908
Income Before Income Taxes	$ 9,776,863	$ 1,933,476	$-	$11,710,339	$ 6,261,014	$ 1,979,703	$ 1,249,200	$ 9,490,759
Net Income	$ 6,012,771	$ 1,189,088	$-	$ 7,201,859	$ 3,850,524	$ 1,217,517	$ 768,258	$ 5,837,141
Treatment Volume	18,258	4,854	-	23,112	13,978	4,976	4,739	23,693

	2014				2015			
	Myrtle Beach	Conway	Murrells Inlet	Combined	Myrtle Beach	Conway	Murrells Inlet	Combined
Gross Charges	$38,070,669	$13,550,577	$12,095,311	$64,526,557	$39,022,436	$13,889,341	$13,227,944	$66,139,721

Net Charges	$13,853,669	$4,930,967	$4,696,158	$23,480,794	$14,200,010	$5,054,241	$4,813,562	$24,067,813
Total Operating Expenses	$7,294,845	$2,852,050	$3,349,334	$13,496,229	$7,403,779	$2,897,495	$3,389,365	$13,690,639
Income Before Income Taxes	$6,491,439	$2,054,932	$1,323,982	$9,870,353	$6,727,161	$2,132,162	$1,400,784	$10,260,107
Net Income	$3,992,235	$1,263,783	$814,249	$6,070,267	$4,137,204	$1,311,280	$861,482	$6,309,966
Treatment Volume	14,328	5,100	4,857	24,285	14,687	5,227	4,978	24,892

With an existing lease already in place for a specialty-built medical building with a radiation therapy vault and shielded area for a CT simulator, CRCC can have the new center and linear accelerator giving treatments within a matter of months from the receipt of the CON. Staff notes that North Strand claims the CRCC building is inadequately designed and does not promote operational efficiency. Staff concludes the building is much smaller without extra space for a conference room, etc., but 21st Century possesses much experience and should be able to make the very conservative design work. CRCC appears to have budgeted substantial funds to renovate the building.

Cost Containment – 16a, 16c

CRCC adequately addressed cost containment. They identified methods of funding and demonstrated the method chosen as the most feasible option. Radiation Therapy Services, Inc. (RTSI) indicates that they plan to finance the project with existing operating reserves but may lease the linear accelerator or choose to finance some of the costs through borrowing arrangements with lenders. They stated that CRCC and RTSI have the resources and credit rating to fully finance the project. RTSI has at its disposal cash from operations in excess of $23 million as of March 31, 2011. Patient charges were also indicated to be reasonable.

The applicant also provided the following to demonstrate cost containment: use of existing building; least total project cost, substantially lower than the other projects; shorter time-frame to bring their new linear accelerator online; large discounts on equipment and medical supplies available due to being a subsidiary of one of the nation's largest providers of radiation therapy services; economies of scale by the sharing of administrative support, computer systems, etc.; state of the art Varian TrueBeam System; clinical, operational, management and financial resources from 21st Century Oncology/Radiation Therapy Services, Inc.

Projected Revenue/Projected Expenses – 6a, 7

Pro formas were also submitted without the Murrells Inlet location (prior to its approval). Proposed charges and cost projections appear to be reasonable.

Conclusion

Staff has determined the applications are competing. CRCC, GSRMC, and NSROC each applied for a CON to provide radiation therapy services in Horry, Georgetown, and Williamsburg Counties and the need for radiation therapy services in the defined services area will be exceeded if more than one application is approved. Additionally, Staff believes that approval of more than one of these CON applications will have an adverse impact on other providers in the service area, and that this negative impact exceeds the benefits of improved accessibility.

The project proposed by CRCC best meets project review criteria, standards in the Plan and the purpose of CON. Therefore, staff has concluded that a CON should be awarded to CRCC-Conway.

Even though the Grand Strand project contributes to the continuum of care for current oncology services, it does not substantially improve accessibility since the location is in the vicinity of the CRCC Myrtle Beach location. The overlapping service area ZIP codes for patient origin are significant with the approved Francis B. Ford Cancer Center relocation. This can also be seen as unnecessary duplication. The location also does not improve access to Conway, an area of rapid growth. North Strand's project is not located in an area of rapid growth, if North Myrtle Beach is not considered. This area is also well served by CRCC's existing office. The utilization projections for North Strand appeared to be unrealistic. This project with the least support and did not provide adequate referral documentation.

Staff recognizes the strong support received by Grand Strand and the fact that it is one of two hospitals of its size (besides Providence with its cardiology focus) without a radiation therapy program. Staff believes the projected utilization could have substantial adverse impact upon the existing CRCC location as evidenced in the statement by Grand Strand's consultant indicating "it is reasonable to conclude that a significant percentage of Coastal Cancer Center's patients from the service area will choose GSRMC for radiation treatment." Staff concurs with some concerns expressed by GHS over the fact that the Murrells Inlet linear accelerator projects have not been completed due to ongoing litigation. However, CRCC is currently operating significantly over capacity. Staff concludes it is prudent to consider that there are there are two other service area radiation therapy projects tied up in appeal and approving one project, particularly an expansion project, would better comply with the purpose of CON, with its funding from cash balances, lowest project cost, to include linear accelerator cost (cost containment), rapid ramp up time with advanced equipment in a more disadvantaged area (guide establishment best serving the public's needs), location in Conway (no unnecessary duplication) and extensive experience (high quality services).

English Customer Service USPS Mobile Register / Sign In

USPS.COM

Search USPS.com or Track Packages

Quick Tools Ship a Package Send Mail Manage Your Mail Shop Business Solutions

Track & Confirm

GET EMAIL UPDATES PRINT DETAILS

YOUR LABEL NUMBER	SERVICE	STATUS OF YOUR ITEM	DATE & TIME	LOCATION	FEATURES
9171999991703005099354.	First-Class Mail®	Delivered	December 30, 2011, 4:05 pm	MYRTLE BEACH, SC 29577	Return Receipt Electronic
		Depart USPS Sort Facility	December 30, 2011	FLORENCE, SC 29501	
		Processed through USPS Sort Facility	December 30, 2011, 3:05 am	FLORENCE, SC 29501	

Check on Another Item

What's your label (or receipt) number?

Find

LEGAL
Privacy Policy ›
Terms of Use ›
FOIA ›
No FEAR Act EEO Data ›

ON USPS.COM
Government Services ›
Buy Stamps & Shop ›
Print a Label with Postage ›
Customer Service ›
Site Index ›

ON ABOUT.USPS.COM
About USPS Home ›
Newsroom ›
Mail Service Updates ›
Forms & Publications ›
Careers ›

OTHER USPS SITES
Business Customer Gateway ›
Postal Inspectors ›
Inspector General ›
Postal Explorer ›

Copyright© 2012 USPS. All Rights Reserved.

000676

GRAND STRAND REGIONAL MEDICAL CENTER
MYRTLE BEACH, SOUTH CAROLINA

CERTIFICATE OF NEED APPLICATION FOR THE ADDITION OF A LINEAR ACCELERATOR AND CT SIMULATOR

JUL 19 2011

Submitted To:

South Carolina Department of Health and Environmental Control
Division of Certification of Need
1777 St. Julian Place
Columbia, South Carolina 29201

TABLE OF CONTENTS

	PAGE
Part A QUESTIONNAIRE	2
Part B ADDITIONAL INFORMATION	5
Part C PROGRAMMATIC DOCUMENTS AND ATTACHMENTS	42
Part D ASSURANCES	47

EXHIBITS:

B-1	Affidavit of Publication
B-2A	DHEC Publications
B-2B	Linear Accelerators in Hospitals with Inpatient Utilization Over 50,000 Patient Days
B-3	Equipment and FF&E List / Vendor Quotes
B-4A	Location Map
B-4B	Current and Proposed Floor Plans
B-4C	Square Foot Narratives
B-5	Civil Engineering, Architectural, Structural, and MEP Narratives
B-9	Transfer Agreements
B-11A-F	Supporting Documentation
B-15	Confirmation of the Availability of Funds
B-16	Certification of the Budgets Budgets
B-17	Proposed Project Charges
B-22	Medical Staff
B-23	Physician Letters of Support
B-27	The Joint Commission Certificate of Accreditation 2011 Hospital National Patient Safety Goals
C-1	Patient Rights Policy
C-3	Plot Plans
C-4	Legal Description
C-7	Utility Letter
C-8	Community Letters of Support
C-9	Board Approval of Proposed Project

APPLICATION FOR CERTIFICATE OF NEED

FOR A HEALTH FACILITY OR SERVICES

Proposal Prepared By:

NAME:	Doug White
TITLE:	Chief Executive Officer
ORGANIZATION:	Grand Strand Regional Medical Center
ADDRESS:	809 82nd Parkway
CITY:	Myrtle Beach
STATE:	South Carolina
ZIP CODE:	29572
TELEPHONE NUMBER:	843.692.1100

This Applicant hereby certifies that the information contained in this Application, including all assurances and attachments, are correct to the best of Applicant's knowledge and belief.

Signature: Doug White, CEO

Date: July 11, 2011

Please copy all correspondence related to this application to:

William R. Thomas, Esquire
Parker Poe Adams & Bernstein LLP
PO Box 1509
Columbia, SC 29202

Daniel Sullivan
Sullivan Consulting Group
2090 Bethany Way
Alpharetta, GA 30004

0003

APPLICATION FOR CERTIFICATION OF NEED FOR A HEALTH FACILITY OR SERVICE

NOTE: A "complete" application shall include a written narrative report by the applicant (Regulation 61-15, Section 202)

PART A-QUESTIONNAIRE (Page 1)

1. Name of Facility: **Grand Strand Regional Medical Center**

2. Address, City, County, State, Zip Code: **809 82nd Parkway, Myrtle Beach, SC 29572 Horry County**

3. Type of Facility (Circle)

[A.] **Hospital** B. Nursing Home C. Psychiatric Facility D. Rehabilitation Facility

E. Substance Abuse Facility F. Ambulatory Surgery Center G. Other (Specify) –

4. Purpose of Review (Circle)

A. New Facility B. Change of Licensure [C.] **Addition to Existing Facility**

D. Renovation of Existing Facility [E.] **Change of Services** F. Other (Specify):

5. Management

A. Name of Administrator
Doug White, CEO

B. Address, City, State, Zip Code
809 82nd Parkway, Myrtle Beach, SC 29572

C. Telephone
843.692.1100

D. Name of Licensee
Grand Strand Regional Medical Center, LLC

6. Ownership or control of the facility (attach a list of names and addresses of the owners of the facility, indicating percent of ownership of each owner, the person responsible for the proposal and the attorney(s) representing the proposal). Circle the appropriate information regarding ownership.

A. Individual B. Partnership C. Corporation D. Proprietary

E. Non-Profit F. Government (Specify) [G.] **Other (Specify): Limited Liability Company***

***See answer to question B.8. herein**

PART A-QUESTIONNAIRE (Page 2)

7. Is the Proposed Site of the Property?

[A.] **Owned** B. Leased C. Length of Site Lease:

D. Option E. Length of Option

F. Name and Address of Owner(s) of Real Property:
Grand Strand Regional Medical Center, LLC
809 82nd Parkway
Myrtle Beach, SC 29572

8. Total Bed Capacity for Which Application is Made

Not applicable, the proposed project does not involve a change in bed capacity.

Type of Beds	New Facility Only	Existing Facilities: Existing Beds	# Gained or Lost	Bed Total
A. Medical/Surgical				
B. Obstetrics				
C. Pediatrics				
D. Substance Abuse				
E. Psychiatric				
F. Rehabilitation				
G. Nursing Care				
H. RTC's				
I. ICU/CCU				
J. Other – Neonatal Special Care				
K. TOTAL				

PART A QUESTIONNAIRE (Page 3)	
9. Construction and Site	
A. Type of Construction: **Construction of a freestanding facility located on the hospital's campus**	B. Number of Buildings: **Two** C. Number of Stories: **Three**
D. Size of the Site in Acres: **27 Acres**	E. Square Footage of Facility: **Existing Facility: 285,000 sf** **New 50 Bed Tower: 62,000 sf** **Facility attached to main Hospital: 9,519 SF**
F. Anticipated Date of Beginning Construction: **October 2010**	G. Anticipated Date of Licensing or Project Completion: June 2013
10. Zoning of Construction Site: M-1	
11. Costs (Provided Estimated Cost Statement from Either the Architect or Engineer)	
A. Land Cost: **N/A**	B. Construction Cost: **$4,003,460**
C. Architect's Fee: **$249,956**	D. Equipment Costs: **$4,341,096**
E. Financing Cost During Construction: **$225,488**	
F. Other Costs: **$968,625 (see B-3)**	G. Total Project Cost: **$9,788,625**
H. Construction and Equipment Cost: **$8,344,556** 1) Per Square Foot: **$876.62** 2) Per Bed: **N/A**	

PART B - ADDITIONAL INFORMATION

(1) Document that the applicant has published notification of this project in a local newspaper as required by Section 201 of these Regulations.

See Affidavit of Publication attached as **Exhibit B-1**.

(2) Describe the project setting forth the proposed change in services or facilities in as much detail as possible. State whether the project will change the existing licensed or survey bed capacity, will encompass the development of a new service, or will result in the discontinuance of an existing service. If a new facility is proposed, list all services provided.

Grand Strand Regional Medical Center ("Grand Strand" or "GSRMC") desires to establish a radiation therapy center attached to the main hospital on its campus in Myrtle Beach, South Carolina. Grand Strand proposes to install a state-of-the-art *Varian Clinac iX Linear Accelerator* along with a CT simulator and will provide conventional radiotherapy services as well as IMRT and IGRT services to residents of and visitors to the state defined service area of Horry, Georgetown and Williamsburg Counties (Service Area). This proposed project will consist of the construction of a radiation therapy facility consisting of approximately 9,519 square feet, to include a linear accelerator vault, simulator control room, linear accelerator control room, block storage, mold room, patient staging area, pre/recovery holding area, mechanical penthouse, as well as all required support spaces. The proposed project will be located just a short three minute drive from the largest medical oncology practice site in Horry County, Coastal Cancer Center. The location of Grand Strand's radiation therapy facility on its hospital campus and proximate to Coastal Cancer Center will enhance the continuity of cancer care in the service area and will increase convenience of care for those patients receiving combined chemo and radiation therapy services and inpatients in need of radiation therapy services.

Grand Strand proposes to purchase the Varian Clinac iX linear accelerator and GE Optima CT Simulator to service the radiation therapy center. The Varian unit has the following features:

- Fine beam performance
- Dual independent collimators
- Dynamic arc photon treatment
- IGRT and Large field IMRT
- Portal Vision for IGRT
- On-board Imaging with Cone Beam CT
- RapidArc Delivery
- Advanced RPM Gating System
- ARIA T-Box software package
- Eclipse Treatment Planning System

Located in the heart of Myrtle Beach, a rapidly growing area, Grand Strand maintains a strong presence in the community with multiple access points through the area including imaging centers, senior health centers, and a satellite emergency department. The main hospital campus is centrally located and has grown as the community has grown. In order to continue to meet the needs of its growing community, Grand Strand is currently building an additional bed tower to house primarily cardiac related beds and services. Grand Strand has also recently received a CON for the addition of electrophysiology services on it campus.

Grand Strand is accredited by the Commission of Cancer (CoC) of the American College of Surgeons. The proposed project will build on the tradition of outstanding cancer care for the residents of Grand Strand's service area. According to the most recent DHEC publications attached at **Exhibit B-2A**, cancer was the leading cause of death in South Carolina in 2009 and Horry County in 2008. As such, Grand Strand must ensure that it can accommodate its patients' needs with state-of-the-art technology and comprehensive oncology services. As Grand Strand's population continues to rapidly grow, especially the 65+ population, the demand for radiation oncology services will also continue to measurably increase. As the Service Area's largest and most comprehensive tertiary care hospital, radiation therapy is the only high level service Grand Strand does not currently offer the residents and temporary residents who live and visit the service area. *According to the most recently published South Carolina Health Plan, Grand Strand is one of the only highly utilized (patient days > 50,000) tertiary care hospitals in the state of South Carolina that does not offer radiation therapy services.* See **Exhibit B-2B**. Through this CON application, Grand Strand would like to rectify this specific lack of critical services that is normally present at highly utilized tertiary care centers.

This project will not change the existing licensed or survey bed capacity at Grand Strand, nor does it involve the discontinuance of an existing service.

(3) Provide the total cost of the project, indicating design fees, land cost, interest cost, construction cost, equipment cost and any other cost involved in the project. Provide an estimate of the construction cost from a licensed architect or engineer; in the case of equipment, an estimate from a vendor is acceptable.

Project cost justification and vendor quotes for the linear accelerator, CT Scanner and other related equipment are found at **Exhibit B-3**. The equipment costs set forth below include taxes, freight and installation. Grand Strand's individual prices quotes for non-major FFE items have been deleted from the list in attachment in B-3 because the prices are proprietary to HCA; however, the price list can be furnished for the Department's consideration and review if required for verification.

Land Cost		**N/A**
Construction Costs		**$4,003,460**
Architect's Fee		**$249,956**
Equipment and Furnishing Costs		**$4,341,096**
Financing Cost During Construction		**$225,488**
Other Costs:		
Information Systems	$ 375,000	
Telecommunications	$ 50,000	
Structured Cabling	$ 30,000	
DHEC CON Fees		
Filing Fee	$ 500	
Application Fee	$ 7,000	
Issuance Fee	$ 7,500	
Professional & Consulting Fees	$ 30,000	
Physicist Fee	$ 2,500	
Owner's Project Contingency (5%)	$ 466,125	**$968,625**
Total Project Cost		**$9,788,625**

(4) **State the specific location of the facility or service and/or equipment, including, where applicable, specific areas of an existing facility to be affected by the project. Provide room numbers of all patient rooms affected. Sufficient detail should be provided to allow the Department to visually inspect the site. The number of private and semi-private patient rooms shall be identified.**

Grand Strand's radiation therapy center will be located in a newly constructed 9,519 SF addition to its main hospital campus located at 809 82nd Parkway, Myrtle Beach, South Carolina.

Please see a location map of Grand Strand attached hereto at **Exhibit B-4A**, current and proposed floor plans attached hereto at **Exhibit B-4B**, and square foot narratives attached hereto at **Exhibit B-4C**.

There are no beds associated with this project and no patients rooms will be affected by this project.

(5) **Provide details regarding any proposed construction and/or renovation. Discuss alternatives to new construction and why these alternatives were rejected. For a multi-floor project, construction and/or renovation must be described, by floor, to include any additions and/or deletions made to each floor. Provide evidence that the applicant has adequately planned for any temporary move or relocation of any department, facility or services, which may be necessary during the construction**

period. Document that plans exist to assure adequate protection (from fire, noise, dust, etc.) and continuation of all services during the proposed construction period.

The proposed project would involve the construction of 9,519 square feet addition to the existing main hospital on Grand Strand's campus.

Grand Strand's radiation therapy center will consist of public and administrative support space, patient care space, and a vault to house the linear accelerator, as illustrated in **Exhibit B-4B**.

Please see the detailed civil engineering, architectural, structural, telecommunication and MEP narratives attached hereto at **Exhibit B-5** for a detailed discussion of the development and construction process. Also attached at **Exhibit B-5**, please find McComas Enterprises, Inc.'s letter regarding the shielding design for the linear accelerator. No existing services will be disrupted.

Alternatives to new construction are discussed in B-12 of this CON application.

(6) **If a replacement facility or ancillary service is being constructed, describe plans for disposition of the existing facility or ancillary service area upon completion of the project.**

Not applicable.

(7) **Provide a timetable for development and completion of the project to include, at a minimum, the date of site acquisition, date of architectural contract, architectural design schedule, date of closing for financing, date of valid construction contract, date that all necessary permits (grading, building, sewer, etc.) will be obtained, and date of start of construction. The timetable shall be presented in one month increments commencing with the month following receipt of the Certificate of Need and ending with the execution of a contract or purchase order for equipment only projects.**

The following is a timetable based upon issuance of the CON in December 2011:

Site Acquisition	Not Applicable
Architectural Contract	February 2012
Architectural Design	June 2012
Construction Contract	July 2012
Permits Obtained	September 2012
Start of Construction	October 2012
Completion of Construction	May 2013

(8) Provide the following ownership information:

(a) Proposed name of facility.

Grand Strand Regional Medical Center

(b) Name and address of licensee or prospective licensee. (Note: The licensee is defined as the legal entity who, or whose governing body, has the ultimate responsibility and authority for the conduct of the facility or service; the owner of the business. The licensee must be the entity to whom the Certificate of Need is issued.)

Grand Strand Regional Medical Center, LLC d/b/a
Grand Strand Regional Medical Center
809 82nd Parkway
Myrtle Beach, SC 29572

(c) Complete title of the licensee's governing body.

Grand Strand Regional Center, LLC Board of Trustees

(d) Name, title and mailing address of presiding officer of the governing body.

Daniel Rosner, M.D., Chairman
410 35th Avenue North
Myrtle Beach, SC 29577

(e) Name and mailing address of all persons and/or legal entities having any ownership interest or owner's equity of the licensee to include a schedule of percent and type of ownership claim of each.

Healthtrust, Inc. – The Hospital Company
One Park Plaza
Nashville, TN 37203
Percent Ownership – 100%

(f) Name and mailing address of all persons and/or legal entities claiming liabilities of the licensee or of the facility or service for which this Certificate of Need is requested to include a schedule of percent and type of claim of each.

See (e) above.

(g) Provide a listing which identifies all officers of the licensee.

Grand Strand Regional Medical Center - Board of Trustees:

Doug White, CEO	Darla Domke-Damonte, Ph.D.
Daniel Rosner, MD, Chairman	Don Leonard
Woody Ford, Vice Chairman	George Lack
Martha S. Hunn	John T. Molnar, MD
Mike Chestnut	William A. Jackson, MD, Chief of Staff

Officers and Managers of Grand Strand Regional Medical Center, LLC:

***Samuel N. Hazen**	**President**	**One Park Plaza Nashville, TN 37203**
Chuck Hall	Senior Vice President Nashville, TN 37203	One Park Plaza
***Donald W. Stinnett**	**Senior Vice President Nashville, TN 37203**	**One Park Plaza**
Jamie Thomas	Senior Vice President Charleston, SC 29492	900 Island Park Dr., Ste. 202A
Robert A. Waterman	Senior Vice President Nashville, TN 37203	One Park Plaza
David G. Anderson	Vice President and Treasurer	One Park Plaza Nashville, TN 37203
Dora A. Blackwood	Vice President and Secretary	One Park Plaza Nashville, TN 37203
Mike T. Bray	Vice President Nashville, TN 37203	One Park Plaza
Steven E. Clifton	Vice President and Assistant Secretary	One Park Plaza Nashville, TN 37203
John L. Crothers	Vice President	One Park Plaza Nashville, TN 37203
* **John M. Franck II**	**Vice President and Assistant Secretary**	**One Park Plaza Nashville, TN 37203**
Keith M. Giger	Vice President	One Park Plaza Nashville, TN 37203

Dennis Green	Vice President	One Park Plaza Nashville, TN 37203
Ronald Lee Grubbs, Jr.	Vice President	One Park Plaza Nashville, TN 37203
James D. Hinton	Vice President	One Park Plaza Nashville, TN 37203
W. Mark Kimbrough	Vice President	One Park Plaza Nashville, TN 37203
Mike Marks	Vice President	One Park Plaza Nashville, TN 37203
A. Bruce Moore, Jr.	Vice President	One Park Plaza Nashville, TN 37203
Joseph A. Sowell	Vice President	One Park Plaza Nashville, TN 37203
Rodney VanPelt	Vice President	900 Island Park Dr., Ste. 202A Charleston, SC 29492
Doug White	Vice President	809 82nd Parkway Myrtle Beach, SC 29572
Dianne Johnson	Assistant Secretary	One Park Plaza Nashville, TN 37203
Deborah H. Mullin	Assistant Secretary	One Park Plaza Nashville, TN 37203
Shirley E. Scharf	Assistant Secretary	One Park Plaza Nashville, TN 37203
James L. Williams	Assistant Secretary	One Park Plaza Nashville, TN 37203

***Managers** - Persons employed in the capacity of Chief Executive Officer, Chief Financial Officer, Chief Operating Officer, Administrator and Assistant Administrator of facilities owned and/or operated by this Company or by a partnership for which this Company acts as general partner or by a limited liability company for which this Company acts as managing member, are hereby authorized to, subject to the Company's policies and procedures, (a) manage the facilities and all day-to-day operations of, and the employees and agents of the Company at, such facilities, and take such other acts as are necessary or appropriate for the proper functioning of the facilities, and (b) negotiate and enter into contracts and agreements necessary to conduct the day-to-day business of such facilities, including, but not limited to,

physician contracts, personal property leases, purchase agreements, cost reports, and similar documents (but specifically excluding any contracts or leases relating to real estate, except for leases to tenants in buildings owned by or leased to the Company entered into pursuant to the Company's policies and procedures) which with the advice of legal counsel shall be deemed appropriate and advisable, and to execute and deliver Certificates of Resolution required in connection with such contracts and agreements.

(h) Is the land and/or building on/in which the proposed facility or service is to be conducted owned by the applicant? _X_ Yes ___ No. If no, provide information on the land and building similar to that required in (b) through (g) above.

(i) Has the licensee engaged an entity other than an employee of the licensee to manage or operate the facility or service? ____Yes _X_ No. If yes, provide information similar to that required in (b) through (g) above.

(j) Is there any agreement, contract, option, understanding, intent or other arrangement that will effect a change in any of the information requested and/or provided in (b) through (g) above. ____Yes _X_ No. If yes, provide information similar to that required in (b) through (g) above.

(k) Provide a complete listing of all existing licensed health care facilities and/or services and Certificates of Need in which the proposed licensee currently has an ownership interest, to include names and addresses of each facility or service. In the cases of Certificates of Need for undeveloped facilities and services, provide the name, address, and telephone number of a contact person representing the authority which issued the Certificate of Need.

The following list represents the inventory of licensed facilities of the applicant:

Grand Strand Regional Medical Center, LLC
d/b/a Grand Strand Regional Medical Center
809 82nd Parkway
Myrtle Beach, SC 29572

Grand Strand Regional Diagnostic and Women's Center
945 82nd Parkway
Myrtle Beach, SC 29572

North Strand Diagnostic Center
River Hills Medical Plaza, Suite 160
4237 River Hills Drive
Little River, SC 29566

North Strand Senior Health Center
River Hills Medical Plaza, Suite 150
4237 River Hills Drive
Little River, SC 29566

South Strand Ambulatory Care Center
5050 Hwy 17 Bypass
Myrtle Beach, SC 29588

South Carolina Senior Health Center
5046 Highway 17 Bypass, Suite 100
Myrtle Beach, SC 29588

Grand Strand Regional Medical Center, LLC
Mr. Doug White
809 82nd Parkway
Myrtle Beach, SC 29572
(843) 692-1100

Filed with the South Carolina Department of Health and Environmental Control–Certificate of Need for the construction of a new bed tower to consolidate and enlarge the cardiovascular services area, addition of 50 general acute care beds, expansion of the emergency department and addition of a 64 slice CT scanner – SC-07-45.

Grand Strand Regional Medical Center, LLC
Mr. Doug White
809 82nd Parkway
Myrtle Beach, SC 29572
(843) 692-1100

Filed with the South Carolina Department of Health and Environmental Control–Certificate of Need application for the addition of one (1) electrophysiology lab; which was approved in July 2011.

(l) **Should the licensee be a subsidiary corporation, provide a diagram of the licensee's relationship to the parent corporation and list the name and address of the parent corporation as well as the corporation which has ultimate control. In addition, please provide the name and mailing address of all persons and/or legal entities having ownership interest of 5 percent or more or any person with any agreement, contract, option, arrangement, or intent to acquire ownership interest of 5 percent or more, of all corporations in the corporate organizational structure which have ultimate control of the licensee.**



(9) Provide documentation that the applicant has sought cooperative agreements such as transfer agreements with other facilities, as applicable.

Grand Strand has transfer agreements with the following facilities:

Brunswick Community Hospital
Coastal Carolina Plastic & Reconstructive Surgery
Conway Medical Center
Doctors Hospital – Augusta (Doctors to GSRMC)
Grand Strand Active Day Center
Grande Dunes Surgery Center
HealthStar Professionals, Inc.
Mercy Hospice of Horry County
Myrtle Beach Estates
NHC of Garden City
Parkway Surgery Center, LLC
Providence Hospital
Strand Gastroenterology Endoscopy
Carolina Regional Eye Center
Colleton Medical Center
Covenant Towers
Doctors Hospital – Augusta (GSRMC to Doctors)
Grand Strand Healthcare
HealthSouth Rehab. Center
Lighthouse Care Center of Conway
MUSC Medical Center
Myrtle Beach Manor
Ocean Ambulatory Care Center, LLC
Prince George Village
Redmond Regional Medical Center
Trident Medical Center, LLC

All transfer agreements are kept at the Administrative Offices at Grand Strand. Attached hereto at **Exhibit B-9**, please find a copy of the transfer agreement with Conway Medical Center.

Grand Strand also has other cooperative agreements such as training affiliations with:

Academy for the Arts, Science & Technology
Columbus Phlebotomy
East Carolina University
George State University
Horry/Georgetown Technical College
MUSC – College of Pharmacy
Ohio Northern University
South University School of Pharmacy
Trident Technical College
USC Physical Therapy
Brunswick Community College
DHEC Dietetic Program
Francis Marion University
Horry County Fire Rescue
Medical College of Georgia
MUSC – College of Rehab Sciences
Shenandoah University
Southeastern Community College
USC Pharmacy

(10) Indicate the means by which a person will have access to the facility's services (i.e. physician referral, self admission, etc.). Identify the specific facilities or agencies the applicant expects to receive referrals from (i.e. hospitals, home health agencies, etc.). Describe any limitations placed on admission.

Patients will have access to radiation therapy services through physician referrals from Grand Strand's primary and secondary service area. Admissions to Grand Strand will be based upon referral by physicians credentialed to be on the Medical Staff by Grand Strand's Credentialing Committee, Medical Executive Committee, and Board of Trustees. Patients may also access Grand Strand through the Emergency Department in the event of an emergency. No patient will be refused treatment based on race, religion, handicap, or socioeconomic status. No limitations are placed on admissions. See also C-1 of this application. Grand Strand expects those physicians who have drafted letters of support to refer to its radiation therapy center.

(11) Demonstrate that the proposed project is needed or projected as necessary to meet an identified need of the public. This shall address at a minimum: identification of the target population; the degree of unmet need; projected utilization of the proposed facility or service; utilization of existing facilities and services; past utilization of existing similar services within the facility; and justification that the proposed project will not unnecessarily duplicate existing entities. The applicant must show all assumptions, data sources, and methodologies used. The applicant must use population statistics consistent with those generated by the State Demographer, State Budget and Control Board.

Certificate of Need Standards for Radiotherapy

1. **The capacity of a conventional linear accelerator, either with or without EPID, is 7,000 treatments per year.**

   Grand Strand acknowledges this capacity standard.

2. **Linear accelerators providing IMRT or IGRT have a capacity of 5,000 treatments per year. A facility must document that it is providing or will provide these specialized treatments in sufficient volume to justify why it should be held to this planning capacity.**

   Grand Strand acknowledges this capacity standard.

3. **IMRT/IGRT linear accelerators performing stereotactic procedures have a capacity of 4,500 treatments per year. A facility must document that it is providing or will provide these specialized treatments in sufficient volume to justify why it should be held to this planning capacity.**

   Grand Strand acknowledges this capacity standard.

4. **Linear Accelerators designed strictly to provide Stereotactic Radiotherapy have a capacity of 2,000 treatments per year. A facility must document that it is providing or will provide these specialized treatments in sufficient volume to justify why it should be held to this planning capacity.**

   Not applicable. Grand Strand does not propose to offer Stereotactic Radiotherapy.

5. **There are 13 service areas established for Radiotherapy units as shown on the following chart.**

   Grand Strand is located in the Radiotherapy Service Area that includes Horry, Georgetown, and Williamsburg Counties.

6. **New Radiotherapy services shall only be approved if the following conditions are met:**

   A. **All existing units in the service area have performed at a combined use rate of 80 percent of capacity for the year immediately preceding the filing of the applicant's CON application; and**

      Because Grand Strand is located in Horry County, the radiotherapy service area designated in the *2010-2011 South Carolina Health Plan* includes Horry, Georgetown, and Williamsburg Counties. There are two existing providers of radiotherapy services in this area: the Ford Cancer Center at Georgetown Memorial Hospital (GMH) and Carolina Regional Cancer Center (CCRC). **(Exhibit B-11A)**

Exhibit 1
Existing Radiotherapy Providers in Service Area

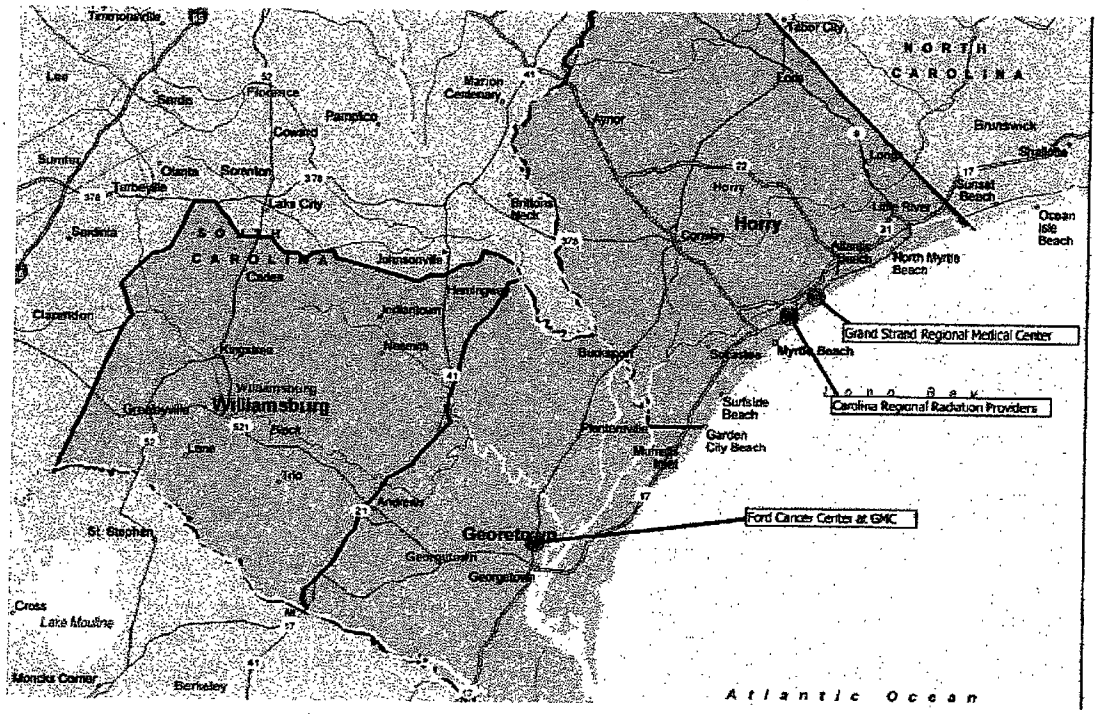

Exhibit 2 presents the historical utilization data for these two existing providers. GMH corrected its radiotherapy utilization data for 2008 and 2009 in its CON application to relocate its cancer center to Waccamaw Community Hospital. GMH did not provide 2010 utilization data in that submission. CCRC recently submitted a CON application to purchase a new radiotherapy unit that would be located in Conway. In that application, CCRC reported its 2010 utilization data in treatments but not the number of radiotherapy patients served. In 2010, CCRC provided 20,496 treatments, which represented a 34.2% increase over its 2009 utilization.

Exhibit 2
Grand Strand Regional Medical Center Radiotherapy Service Area
Number of Patients

Facility	2005	2006	2007	2008	2009
Carolina Regional Cancer Center	N/A	N/A	N/A	692	730
Georgetown Memorial Hospital	167	217	264	255	263
Total Planning Area	N/A	N/A	N/A	**947**	**993**

Number of Treatments

Facility	2005	2006	2007	2008	2009
Carolina Regional Cancer Center	15,770	14,032	13,107	14,335	15,613
Georgetown Memorial Hospital	4,533	5,416	5,471	5,909	5,341
Total Planning Area	**20,303**	**19,448**	**18,578**	**20,244**	**20,954**

Number of Treatments per Patient

Facility	2005	2006	2007	2008	2009
Carolina Regional Cancer Center	N/A	N/A	N/A	20.7	21.4
Georgetown Memorial Hospital	27.1	25.0	20.7	23.2	20.3
Total Service Area	N/A	N/A	N/A	21.4	21.1

Based on Joint Annual Reports and GMH's December 2, 2010 response to additional information (page bates stamped 000369) regarding the CON application to relocate its cancer center to Waccamaw Community Hospital campus. (**Exhibit B-11B** attached hereto.)

This calculation of the utilization rate for these two providers is based on the capacity standards set forth in the *South Carolina State Health Plan*. CRCC in its recent application indicated that it has one tomotherapy unit and two other conventional radiotherapy units. DHEC acknowledges that the tomotherapy unit has a capacity of 5,000 treatments but assigns a capacity of 7,000 treatments each to the other two units despite the fact that CCRC provides both IMRT and IGRT services with these units. Although it would appear that at least one of the other units should be considered as having a capacity of 5,000, a total capacity for CCRC is assumed to be 19,000 treatments annually (5,000 + 7,000 +7,000).

Georgetown Memorial Hospital (GMH) offers one linear accelerator offering conventional radiotherapy, IMRT, and stereotactic radiosurgery. According to GMH's CON application to relocate its cancer center to Waccamaw Community Hospital, approximately 60% of its radiotherapy treatments in 2009 were IMRT, while no information was provided on the number of stereotactic treatments. Since GMH's unit is not used exclusively for stereotactic radiosurgery but is used primarily for IMRT, its assumed annual capacity is 5,000 treatments. Based on these capacities, the utilization rate of the two existing service area radiotherapy programs was at least 110.3% in 2010, as shown in Exhibit 3 and more if all three of CRCC's units are assigned a capacity of 5,000 treatments. If a new radiotherapy unit were added to the service area, even with no growth in volume, the utilization rate would be over 90%. This high rate of utilization is strong evidence that radiotherapy capacity is needed in the service area.

Exhibit 3
Utilization of Existing Radiation Therapy Providers
Horry, Georgetown, and Williamsburg Counties
2010

Facility	Units	Treatments	Capacity	% Utilization
Carolina Regional Cancer Center*	3	20,946	19,000	110.2%
Georgetown Memorial Hospital**	1	5,515	5,000	110.3%
Total	**4**	**26,461**	**24,000**	110.3%

*CCRC has one tomotherapy unit with a DHEC defined capacity of 5,000.

**GMH has one unit that provides IMRT

(**Exhibit B-11B**)

B. An applicant must project that the proposed service will perform a minimum number of treatments equal to 50 percent of capacity annually within three years of initiation of services, without reducing the utilization of the existing machines in the service area below the 80 percent threshold. If the new equipment is a specialized radiotherapy unit as described in Standards 2, 3 or 4 above, then the applicant may propose an annual capacity based on the specialized use of the equipment by that applicant. If the applicant can justify this proposed annual capacity, then this capacity will be used in CON application calculations, as well as future capacity calculations, for that applicant. The applicant must document where the potential patients for this new service will come from and where they are currently being served, to include the expected shift in patient volume from existing providers.

Grand Strand's proposed radiotherapy service will perform a number of treatments by the third year of operation that exceeds 50% of its annual capacity. As a starting point, Grand Strand proposes to acquire a Varian Clinac iX, which will have capability of performing both IMRT and IGRT. As a consequence, the capacity of the proposed linear accelerator will be 5,000 treatments annually.

Grand Strand is currently accredited by the American College of Surgeons as a Community Hospital Cancer Program, which indicates that the facility provides a full range of diagnostic and treatment services for cancer patients, either directly or through referral, and that the members of its medical staff are board certified in the major medical specialties. In 2010, Grand Strand served 4,860 patients with either a primary or secondary diagnosis of cancer. (Source: Grand Strand Internal 2010 data). It is the largest provider of health care services in the three-county area and the most logical location for the needed radiotherapy unit.

Grand Strand coordinates care for cancer patients with the medical oncologists of the Coastal Cancer Center, which has offices in Myrtle Beach, Loris, Conway, and Murrell's Inlet in South Carolina, as well as Supply, North Carolina. Among the services Coastal Cancer Center provides are:

- Chemotherapy
- Hormonal therapy
- Targeted therapy
- Stem cell transplantation
- Biological therapy
- Complementary and alternative medicine

Coastal Cancer Center's principal office is located next to the Grand Strand campus. Cancer patients requiring surgery are usually referred to physicians practicing at Grand Strand. The one service that is not available at Coastal Cancer Center or Grand Strand is

radiation therapy. Currently, patients requiring radiation therapy are referred to CCRC or other providers.

Cancer treatment can be most effective when delivered in a comprehensive setting that permits cancer patients to minimize travel and provides for efficient and effective consultation and coordination among care providers. With the addition of radiotherapy services to a new facility located on Grand Strand's campus, in close proximity to Coastal Cancer Center, there will be a comprehensive cancer setting in Horry County for the first time. Radiation oncologists and medical oncologists will be practicing in close proximity, which will facilitate enhanced treatment planning for patients.

Both Horry County and the three-county service area have seen significant growth in new cancer cases between 1996 and 2007, the most recent year for which data are available from the South Carolina Central Cancer Registry. Horry County's new cancer cases grew by 4.3% annually over this period while the service area grew at 3.8% annually. Significantly, Horry County residents represented 69% of the new cancer patients in the service area in 2007. These trends are presented in Exhibit 4.

Exhibit 4

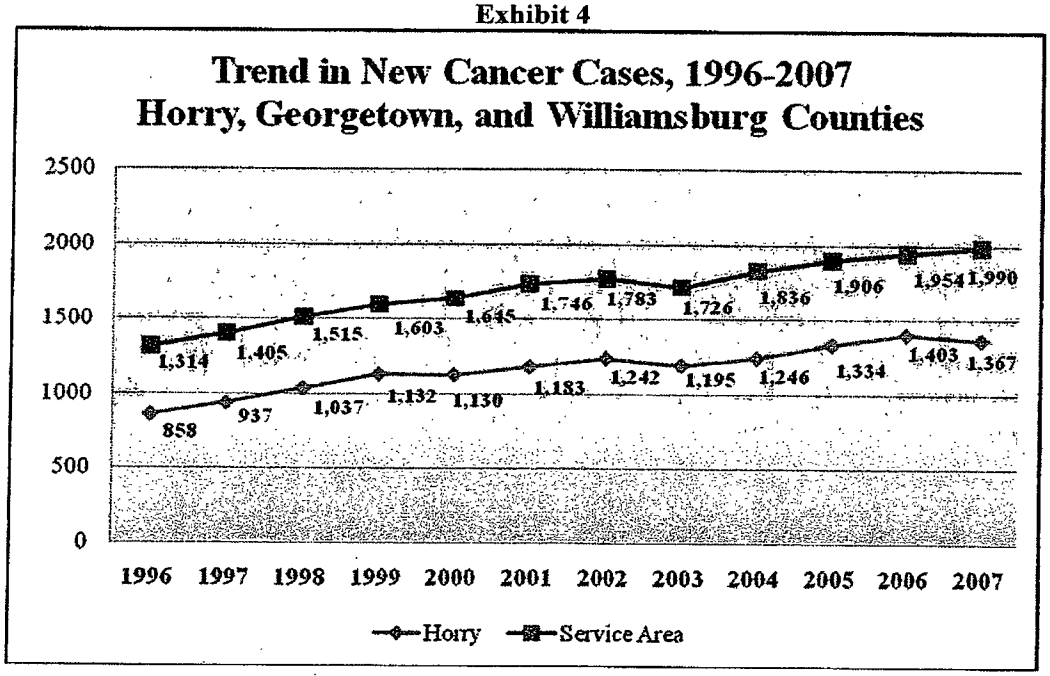

The age-adjusted cancer incidence rates in the three-county area are presented in Exhibit 5. Georgetown County's age-adjusted incidence rate is somewhat higher than the South

Carolina average rate, while Horry and Williamsburg Counties are close to the South Carolina average.

Exhibit 5
Age-Adjusted Cancer Incidence Rates by County for Service Area and South Carolina
2003-2007

County	Annual Incidence Rate(†) over rate period - cases per 100,000	Lower 95% Confidence Interval	Upper 95% Confidence Interval	Average Annual Count
Georgetown County	491.4	469.1	514.5	377
Horry County	458.2	446.9	469.7	1,284
Williamsburg County	457.9	428.3	489.0	182
South Carolina	**467.8**	**464.9**	**470.6**	**21,114**

Source: State Cancer Registry and the CDC's National Program of Cancer Registries Cancer Surveillance System (NPCR-CSS) November 2009/January 2010 data submission. State rates include rates from metropolitan areas funded by SEER

*† Incidence rates (cases per 100,000 population per year) are age-adjusted to the 2000 US standard population [http://www.seer.cancer.gov/stdpopulations/stdpop.19ages.html] (19 age groups: <1, 1-4, 5-9, ... , 80-84, 85+). Rates are for invasive cancer only (except for bladder cancer which is invasive and in situ) or unless otherwise specified. Rates calculated using SEER*Stat. Population counts for denominators are based on Census populations as modified [http://seer.cancer.gov/popdata/] by NCI. The US populations included with the data release have been adjusted for the population shifts due to hurricanes Katrina and Rita [http://seer.cancer.gov/data/hurricane.html] for 62 counties and parishes in Alabama, Mississippi, Louisiana, and Texas. The 1969-2007 US Population Data File is used for SEER and NPCR incidence rates.*

Age-adjusted rates permit comparisons between geographic areas, but they are not appropriate for projecting future utilization given that they have been adjusted to the U.S. population. Exhibit 6 presets the 2007 crude new cancer incidence rates by age group from the South Carolina Central Cancer Registry that can be used for projection purposes. As is evident from these data, cancer incidence is significantly higher among individuals age 65 and older than other age cohorts.

Exhibit 6
Crude Cancer Incidence Rates for Service Area and South Carolina
2007

	0-44		45-64		65+		Total	
Region	New Cases	Rates	New Cases	Rates	New Cases	Rates	New Cases	Rates
Georgetown	28	83.8	153	915.6	253	2,436.20	434	717.4
Horry	95	65.6	493	775.0	779	1,874.80	1,367	547.0
Williamsburg	10	#	88	912.4	96	1,893.50	189	533.2
Three-County Total	128	64.4	734	815.9	1,128	1,978.80	1,990	575.4
All Counties in South Carolina	1,869	69.8	8,938	772.6	11,641	2,031.20	22,448	509.3

Crude Rate calculated per 100,000 population

The following suppression rules have been applied:

Cells with 1-4 observations are recorded as <5, cells with 5-9 observations are rounded to 10

: Cells with 15 or fewer cases do not have rates due to the instability of small numbers when calculating rates.

If additional data is needed, please contact the SC Central Cancer Registry at 1(800) 817-4774

**Note that the selection total may be greater than the actual total if major cancer type and subtype are selected.
***Totals still include unknowns

Incidence data is subject to change as datasets are updated. This data originates from the 1996-2005 CDC data submission; last updated 1-31-08.

(*Source: http://scangis.dhec.sc.gov/scan/cancer2/statinput.aspx.*)

Exhibit 7 presents 2010 and 2015 population data from the South Carolina Office of Research and Statistics (SCORS) for the three service area counties. Horry County, where Grand Strand is located, is the largest county and is projected to grow significantly faster than the remainder of the service area in both percentage and absolute terms. Horry County is expected to increase by nearly 26,000 residents between 2010 and 2015, while Georgetown will grow by only 3,500 residents, and Williamsburg will see a small decrease in population.

Exhibit 7
Radiotherapy Service Area
Estimated and Projected Population

County	2010	2015	% Change
Georgetown	62,610	66,130	5.6%
Horry	265,360	291,080	9.7%
Williamsburg	35,370	35,240	-0.4%
Total Service Area	363,340	392,450	8.0%

*Source: S.C. Office of Research and Statistics (**Exhibit B-11C**)*

The U.S. Bureau of the Census recently released 2010 population estimates for South Carolina counties. As shown in Exhibit 8, the 2010 U.S. Census estimate for Horry County is slightly higher than the SCORS estimate, while the U.S. Census estimates for Georgetown and Williamsburg Counties are slightly below the SCORS estimate. Overall, there is only a minimal difference between the two sources.

Exhibit 8
Grand Strand's Radiotherapy Service Area
Comparison of SCORS and U.S. Census 2010 Estimates

County	SCORS	U.S. Census
Georgetown	62,610	60,158
Horry	265,360	269,291
Williamsburg	35,370	34,423
Total Service Area	363,340	363,872

Source: S.C. Office of Research and Statistics and U.S. Bureau of Census
(Exhibit B-11C)

Exhibit 9 demonstrates that Horry County's population represents nearly three-quarters of the total service area population. Given that Horry is projected to provide 88% of the projected growth in service area population over the next five years (see Exhibit 7), it follows that the greatest need for additional radiotherapy capacity in the future will be in Horry County.

Exhibit 9

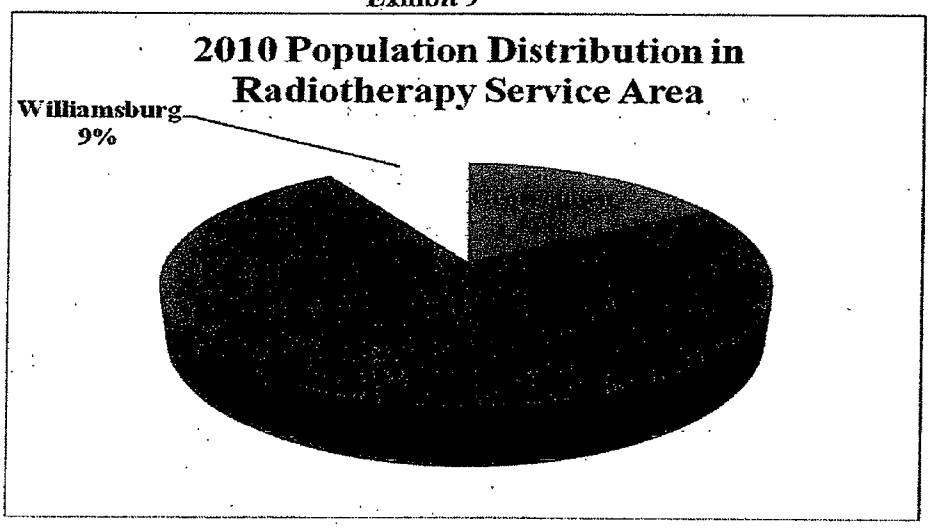

SCORS has not produced recent population projections by age cohort. Data were obtained from Claritas to determine trends in population growth by age cohort in the service area. These projections are presented in Exhibit 10. The Claritas projections closely approximate the SCORS projections. In 2010, the Claritas estimate is only 0.5% higher than the SCORS estimate for the service area. In 2015, Claritas' projection is only 2.3% higher than SCORS's projection. The Claritas projections indicate that the population age 65 and older is projected to increase by 3.8% annually (or 20.7% over the five-year period) in the service area and by 4.3% annually (or 23.6% over the five-year period) in Horry County. The incidence of cancer, and the resulting need for radiotherapy services, is significantly higher among the elderly population than for younger age groups.

Exhibit 10

Grand Strand's Radiotherapy Service Area

Estimated and Projected Population by Age Cohort

2010

County	Under 15	15-44	45-64	65+	Total
Georgetown	11,273	22,330	16,820	10,973	61,396
Horry	48,965	104,291	68,603	47,091	268,950
Williamsburg	6,035	13,496	9,275	6,091	34,897
Total Service Area	**66,273**	**140,117**	**94,698**	**64,155**	**365,243**

2011

County	Under 15	15-44	45-64	65+	Total
Georgetown	11,357	22,403	16,788	11,282	61,829
Horry	50,493	105,780	70,154	49,133	275,560
Williamsburg	5,994	13,341	9,141	6,190	34,665
Total Service Area	**67,866**	**141,541**	**96,115**	**66,615**	**372,137**

2012

County	Under 15	15-44	45-64	65+	Total
Georgetown	11,442	22,475	16,756	11,600	62,272
Horry	52,069	107,290	71,739	51,264	282,363
Williamsburg	5,954	13,187	9,008	6,290	34,439
Total Service Area	**69,498**	**142,980**	**97,553**	**69,169**	**379,200**

2013

County	Under 15	15-44	45-64	65+	Total
Georgetown	11,527	22,548	16,724	11,926	62,725
Horry	53,694	108,822	73,361	53,487	289,365
Williamsburg	5,914	13,035	8,878	6,392	34,219
Total Service Area	**71,168**	**144,433**	**99,013**	**71,822**	**386,436**

2014

County	Under 15	15-44	45-64	65+	Total
Georgetown	11,613	22,622	16,692	12,262	63,188
Horry	55,370	110,376	75,019	55,807	296,572
Williamsburg	5,874	12,885	8,750	6,496	34,004
Total Service Area	**72,879**	**145,901**	**100,494**	**74,575**	**393,850**

2015

County	Under 15	15-44	45-64	65+	Total
Georgetown	11,699	22,695	16,660	12,607	63,661
Horry	57,098	111,952	76,715	58,227	303,992
Williamsburg	5,834	12,737	8,623	6,601	33,795
Total Service Area	**74,631**	**147,384**	**101,998**	**77,435**	**401,448**

% Change, 2010-2015

County	Under 15	15-44	45-64	65+	Total
Georgetown	0.7%	0.3%	-0.2%	2.8%	0.7%
Horry	3.1%	1.4%	2.3%	4.3%	2.5%
Williamsburg	-0.7%	-1.2%	-1.4%	1.6%	-0.6%
Total Service Area	**2.4%**	**1.0%**	**1.5%**	**3.8%**	**1.9%**

*Source: Claritas, 2011 (**Exhibit B-11D**)*

Projected Utilization of Grand Strand's Radiotherapy Program

Grand Strand is a regional provider of health care services. Exhibit 11 presents 2010 patient origin data for inpatient discharges at Grand Strand.

Exhibit 11
Grand Stand Regional Medical Center
2010 Inpatient Discharges by ZIP Code

ZIP	CITY AND STATE	COUNTY	INPATIENTS	% of Total	Cumulative %
29577	Myrtle Beach, SC	Horry	2,496	18.3%	18.3%
29588	Myrtle Beach, SC	Horry	1,509	11.1%	29.4%
29579	Myrtle Beach, SC	Horry	1,133	8.3%	37.7%
29582	North Myrtle Beach, SC	Horry	1,063	7.8%	45.5%
29566	Little River, SC	Horry	947	7.0%	52.5%
29526	Conway, SC	Horry	872	6.4%	58.9%
29572	Myrtle Beach, SC	Horry	817	6.0%	64.9%
29575	Myrtle Beach, SC	Horry	705	5.2%	70.1%
29568	Longs, SC	Horry	590	4.3%	74.4%
29576	Murrells Inlet, SC	Horry	570	4.2%	78.6%
28467	Calabash, NC	Brunswick	321	2.4%	81.0%
29527	Conway, SC	Horry	300	2.2%	83.2%
29569	Loris, SC	Horry	274	2.0%	85.2%
29578	Myrtle Beach, SC	Horry	151	1.1%	86.3%
	Total Primary Service Area		**11,748**	**86.3%**	
28468	Sunset Beach, NC	Brunswick	100	0.7%	87.0%
29585	Pawleys Island, SC	Georgetown	79	0.6%	87.6%
29511	Aynor, SC	Horry	66	0.5%	88.1%
29597	North Myrtle Beach, SC	Horry	62	0.5%	88.5%
28469	Ocean Isle Beach, NC	Brunswick	56	0.4%	88.9%
29544	Galivants Ferry, SC	Horry	53	0.4%	89.3%
28463	Tabor City, NC	Columbus	46	0.3%	89.7%
29440	Georgetown, SC	Georgetown	32	0.2%	89.9%
29528	Conway, SC	Horry	31	0.2%	90.1%
29587	Myrtle Beach, SC	Horry	28	0.2%	90.3%
28470	Shallotte, NC	Brunswick	27	0.2%	90.5%
29554	Hemingway, SC	Williamsburg	22	0.2%	90.7%
28420	Ash, NC	Brunswick	22	0.2%	90.9%
29545	Green Sea, SC	Horry	20	0.1%	91.0%
29581	Nichols, SC	Horry	17	0.1%	91.1%
28462	Supply, NC	Brunswick	12	0.1%	91.2%
29574	Mullins, SC	Marion	11	0.1%	91.3%
29598	North Myrtle Beach, SC	Horry	9	0.1%	91.4%
	Total Secondary Service Area		**693**	**5.1%**	
	Total Service Area		**12,441**	**91.4%**	
	Other		1,176	8.6%	
	Total		13,617	100.0%	

Source: GSRMC internal records

Grand Strand's primary service area includes most of Horry County, along with one ZIP Code in southern Brunswick County, South Carolina. The secondary service area includes the remainder of Horry County, Georgetown County, and portions of Williamsburg and Marion Counties in South Carolina and Columbus and Brunswick Counties in North Carolina. Exhibit 12 provides a map of Grand Strand's service area.

Exhibit 12

Grand Strand Medical Center Total Service Area by Zip Code

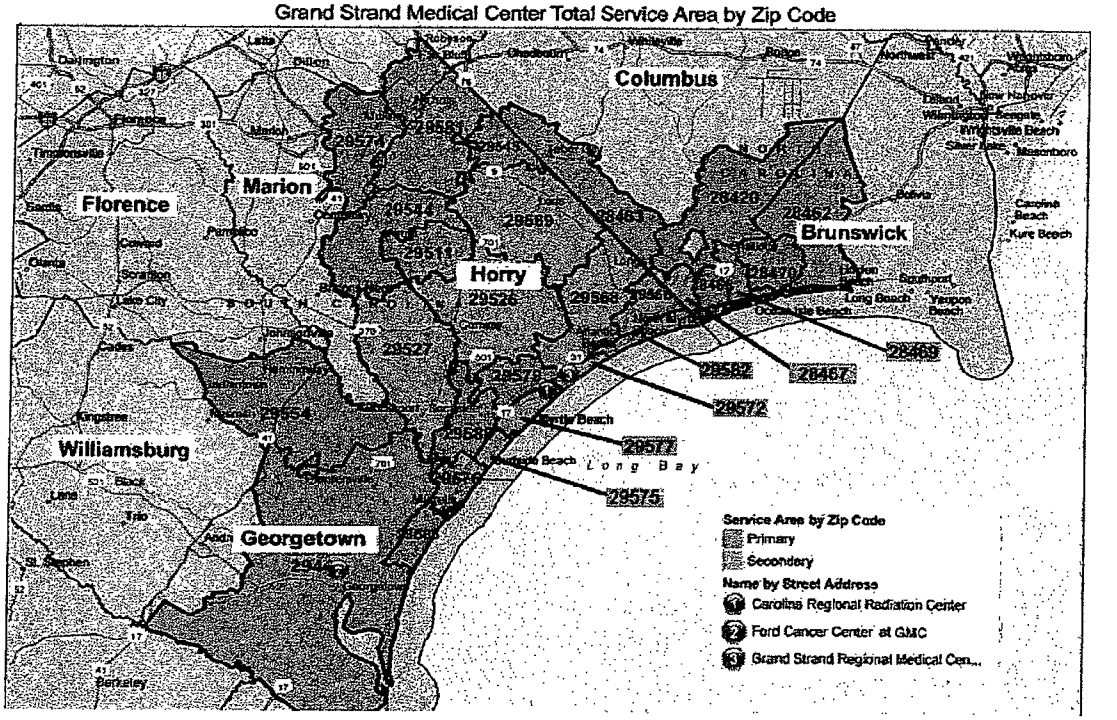

It is expected that the service area for radiotherapy services will be similar to this historical service area for Grand Strand. Horry County is expected to be its primary service area and Georgetown and Williamsburg Counties are expected to represent the secondary service area. In addition, Grand Strand expects to receive some radiotherapy patients from southern North Carolina and other counties in South Carolina.

The medical oncologists at Coastal Cancer Center are a major referral source for the existing radiotherapy programs in the service area, with the majority being referred to CCRC. As noted earlier, in 2010, CCRC experienced a utilization of 110% and the Coastal Cancer Center physicians have reported many patients have treatments scheduled late into the evenings on many days. The proposed Grand Strand radiotherapy program will provide needed capacity in Horry County and at the same time permit Grand Strand

and Coastal Cancer Center to offer comprehensive cancer diagnosis and treatment on adjacent campuses.

To project the number of available radiotherapy patients in the service area, the 2007 crude cancer incidence rates, presented previously in Exhibit 6, were used. These age-specific rates were the Claritas population projections by county. The third year of operation of Grand Strand's radiotherapy program was assumed to be 2015 and the incidence rates were held constant through the projection period.

Exhibit 13 presents a summary of the 2010 through 2015 projected number of new cancer cases in each county based on these rates. The detailed calculations that underlie these projections are presented in **Exhibit B-11E** attached hereto. The estimated number of new cancer cases in the three-county area in 2010 is 2,270, which is projected to increase to 2,622 by 2015. This increase in cancer cases reflects overall population growth in the increasing proportion of elderly in the population.

The next step was to estimate the percentage of new cancer cases that would require radiotherapy treatment. The American College of Radiology's 2009 Practice Guideline for Radiation Oncology states: "Radiation therapy with either curative or palliative intent is used to treat up to 60% of all cancer patients." A copy the Practice Guideline is included in **Exhibit B-11F** attached hereto. It is assumed that 55% of new cancer patients will require radiotherapy treatment. The percentage of new cancer cases requiring radiotherapy is assumed to remain at 55% throughout the projection period.

Exhibit 13

Projected Radiotherapy Cases in GSRMC Radiotherapy Service Area

	2010	2011	2012	2013	2014	2015	Change
Projected New Cancer Cases							
Georgetown	426	432	438	447	454	462	36
Horry	1,651	1,709	1,769	1,832	1,896	1,965	314
Williamsburg	193	193	194	193	194	195	2
Total Service Area	**2,270**	**2,334**	**2,401**	**2,472**	**2,544**	**2,622**	**352**
Percent Requiring Radiotherapy	**55%**	**55%**	**55%**	**55%**	**55%**	**55%**	
Projected Radiotherapy Cases							
Georgetown	234	238	241	246	250	254	20
Horry	908	940	973	1,008	1,043	1,081	173
Williamsburg	106	106	107	106	107	107	1
Total Service Area	**1,249**	**1,284**	**1,321**	**1,360**	**1,399**	**1,442**	**194**

As these projections indicate, by 2015 the number of new cancer cases requiring radiotherapy treatment will grow to 1,442, which is an increase of 194 cases over the 2010 estimate.

The final step is to project the number of radiotherapy patients and treatments that Grand Strand can expect to serve during its first three years of operation. Grand Strand has received significant support from medical oncologists, surgeons, and other physicians who are potential referral sources for radiotherapy services, as discussed in more detailed under Criterion 8. In addition, Grand Strand is centrally located to serve the Horry County population, which represents nearly 75% of the population in the three-county service area. Grand Strand already serves as a regional referral center for a number of other medical services, and it offers a comprehensive array of diagnostic and therapeutic services for cancer patients that are complementary to radiotherapy. In addition to the service area patients, these projections assume 5% of the Grand Strand radiotherapy patients in-migrate from outside of the service area. These projections are conservative in that they include only new cancer cases and do not include patients who will require retreatment after their initial course of radiation.

Exhibit 14 presents the utilization projections for GSRMC's radiotherapy program. The market shares are based on the strong physician support for the project and the comprehensive nature of the services proposed. The expected number of radiotherapy treatments is based on the 2009 experience of the two existing radiotherapy providers in the service area. Because Grand Strand proposes to offer both IMRT and IGRT services, the capacity of its proposed linear accelerator will be 5,000 treatments annually.

By 2015, Grand Strand projects that it will provide radiotherapy to 232 patients, which will result in 4,620 treatments. Based on an annual capacity of 5,000 treatments, Grand Strand will achieve a utilization rate of 92.4%, which is significantly in excess of the 50% target utilization set forth in this criterion.

Exhibit 14
Grand Strand's Radiotherapy Program
Projected Utilization

	2013	2014	2015
Projected Service Area Patients Requiring Radiotherapy			
Horry	1,008	1,043	1,081
Williamsburg	106	107	107
Georgetown	246	250	254
Projected Grand Strand Radiotherapy Market Share			
Horry	15%	18%	20%
Williamsburg	1%	1%	1%
Georgetown	1%	1%	1%
GSRMC Projected Radiotherapy Patients - Horry County			
Horry	151	188	216
Williamsburg	1	1	1
Georgetown	2	2	3
Total Projected Grand Strand Radiotherapy Patients - Service Area	**154**	**191**	**220**
Percent In-migration	5%	5%	5%
Total Projected Grand Strand Radiotherapy Patients	**162**	**201**	**232**
Expected Treatments per Patient	21	21	21
GSRMC Projected Radiotherapy Treatments	**3,234**	**4,011**	**4,620**
GSRMC Capacity (Treatments)	5,000	5,000	5,000
GSRMC Utilization Rate	**64.7%**	**80.2%**	**92.4%**

Impact on Existing Providers

The approval of Grand Strand's radiotherapy center will not result in either of the existing radiotherapy programs in the service area falling below a utilization rate of 80%. Grand Strand's program should have a *de minimus* effect on Georgetown Memorial

Hospital's program since each program will get its largest number of patients from different counties and will have different referral sources. Some patients will be redirected from the CRCC as a result of this project. Given the projected growth of 194 new radiation therapy patients in the service area between 2010 and 2015 and the fact that Grand Strand projects to serve 220 patients in 2015, the net decrease in CRCC's utilization will be small. Assuming that CCRC were to lose 26 radiotherapy patients in 2015, this would result in a loss of 546 treatments. Based on CCRC's 2010 treatments, with a potential reduction of 546 treatments resulting from the opening of Grand Strand's program, CCRC would still operate at 107.4% of capacity. As a result, both existing programs in the service area should continue to operate at a utilization rate well above 80% after the Grand Strand program becomes operational.

7. **Expansion of an existing service, whether the expansion occurs at the existing site or at an alternate location in the service area, shall only be approved if the service has operated at a minimum use rate of 80 percent of capacity for each of the past two years and can project a minimum use rate of 50 percent of capacity per year on the additional equipment within three years of its implementation. If the additional equipment is a specialized radiotherapy unit as described in either Standards 2, 3 or 4 above, then the existing provider may propose an annual capacity for that additional equipment, based on the specialized use of the equipment by that applicant. If the applicant can justify this proposed annual capacity, then this capacity will be used in CON application calculations, as well as future capacity calculations, for that applicant.**

   Not applicable. Grand Strand does not have an existing radiation therapy service.

8. **The applicant shall project the utilization of the service and document referral sources for patients within its service area, including letters of support from physicians and health care facilities indicating a willingness to refer patients to the proposed service, with expected annual referral volumes.**

   The projection methodology was described in detail in response to Criterion 6B. These projections are supported by letters from a number of physicians practicing in the service area which are included in this application.

9. **The applicant must affirm the following:**

A. **All treatments provided will be under the control of a board certified or board eligible radiation oncologist;**

   Grand Strand will appoint a medical director for the radiation therapy center who is board certified or board eligible in radiation oncology.

B. The applicant will have access to a radiation physicist certified or eligible for certification by the American Board of Radiology or its equivalent;

Grand Strand will contract with a radiation physicist appropriately certified by the American Board of Radiology.

C. The applicant will have access to simulation equipment capable of precisely producing the geometric relationships of the equipment to be used for treatment of the patient;

Grand Strand will acquire a treatment simulator that will be capable of precisely producing the geometric relationships of the radiotherapy equipment that will be used for the patient's treatment.

D. The applicant will have access to a custom block design and cutting system; and

Grand Strand will acquire a custom block design and cutting system as part of this project.

The institution shall operate its own tumor registry or actively participate in a central tumor registry.

Grand Strand will operate a tumor registry and report annually to the South Carolina Central Cancer Registry.

(12) Discuss alternative facilities and/or services considered including the advantages and disadvantages of each alternative. Include a statement as to why this project alternative was adopted.

Grand Strand considered the following alternatives in connection with the proposed project:

1. Maintain the Status Quo.

As explained in response to B-11 above, and as demonstrated in the *South Carolina Health Plan*, an additional linear accelerator, if not two, is needed in Grand Strand's service area. If a radiation therapy center is not established on Grand Strand's campus adjacent to Coastal Cancer Center, the largest medical oncology practice site in the service area, patients will not be afforded an excellent opportunity for enhanced continuity of care whereby the radiation oncologists and medical oncologists would be working in close proximity to one another on adjacent campuses. This positioning further enhances care for those cancer patients who must undergo combined therapies, such as chemo and

radiation oncology, and for those cancer patients who are admitted at Grand Strand. Grand Strand believes that the most logical place for an additional linear accelerator should be added to the region's most comprehensive tertiary care center.

2. Apply for a CON application to add a linear accelerator and develop state-of-the art radiation therapy services at Grand Strand.

For all the reasons stated above, Grand Strand chose the alternative to establish a radiation therapy center on its campus which is adjacent to the Coastal Cancer Center. Coastal Cancer Center estimated that approximately 70% of all of its new cancer patients in Horry County, which numbered 1,054 in 2010, were seen at its Myrtle Beach office. Coastal also has Horry County offices in Conway and Loris. It stands to reason that many of these patients will have ancillary services performed on Grand Strand's campus or at offices near Grand Strand. Therefore, the logical location for a new radiation therapy center in the service area would be on Grand Strand's campus, which is next to the Coastal Cancer Center.

(13) Discuss any serious problems, such as costs, availability, or accessibility in obtaining care of the type proposed, experienced by patients in the absence of this project.

Currently, the three existing linear accelerators in Horry County are all operated by one provider, Carolina Regional Cancer Center ("CRCC"). CRCC reported performing 20,946 treatments in 2010. As mentioned previously, CRCC has a tomotherapy unit and two other linear accelerators which have been performing IMRT/IGRT since 2002 (according to its website). While DHEC has assigned capacity loads of 5,000, 7,000 and 7,000 for CRCC's TomoTherapy and its other two units, based on the *South Carolina State Health Plan* language that linear accelerators providing IMRT or IGRT have a capacity of 5,000 treatments per year, CRCC's actual capacity is more likely 15,000 treatments for its three units, meaning CRCC is operating at nearly 140% of capacity as stated in the State Health Plan. Operating at this level over capacity can only result in scheduling difficulties as well as inconvenient service times for cancer patients.

Grand Strand's proposed linear accelerator project will enable Grand Strand to meet the needs of its patients and their families in a cost-effective way, as well as continue to provide easily accessible comprehensive patient services to its growing community. In 2010, Grand Strand treated, on an inpatient and outpatient basis, over 4,860 patients who had a primary or secondary diagnosis of cancer. With the addition of a linear accelerator at Grand Strand, Horry County will finally have radiation therapy services located on a hospital campus that offers nearly every other complicated tertiary level of service. Patients will truly have access to a full continuum of cancer care in the service area.

Cancer patients being treated with radiation therapy must endure extensive treatments daily over a long period of time. The proposed project at Grand Strand will improve access for its patients, allowing them to receive comprehensive care in a convenient, comfortable setting at one location close to home and in close proximity to medical oncologists. Inpatients will no longer require lengthy transport to another facility to receive radiation therapy services, thereby reducing costs to the patient as well.

The proposed project will provide an excellent continuum of care to Grand Strand's cancer patients. Combining cancer care services ensures that each patient will benefit from the combined expertise of Grand Strand's caregivers, which represent all the oncology subspecialties.

(14) Where a project affects an increase or decrease in bed capacity, provide annual occupancy rates for the facility based on licensed beds, for the past three years by category (i.e. general acute, psychiatric, obstetric, nursing home, etc.).

Not applicable.

(15) Identify the method of financing the cost of the project, including the start-up costs. Provide documentation that the applicant can obtain such financing. Alternative sources and/or methods of financing should be identified and the method chosen demonstrated to be the most feasible option.

Grand Strand intends to fund the proposed project from capital funds provided by HCA, which will be derived through internally generated and borrowed funds that are included in HCA's cash reserves. Documentation of the availability of these funds is attached hereto at **Exhibit B-15**.

(16) For an addition to an existing facility or service, provide a current annual budget and at least a three fiscal year projected budget for both the overall facility and the proposed project on forms provided by the department. The projections must be developed by an accountant. For a new facility or service, provide a projected annual budget for not less than three fiscal years following the completion of the proposed project on forms provided by the department. The projections must be developed by an accountant. These budgets must at a minimum include how proposed charges, proposed cost of service, utilization, depreciation, reimbursement rates and contractual adjustments were calculated. All assumptions must be shown.

The current budget for Grand Strand and the pro forma budgets for the project and the facility/project combined are attached at **Exhibit B-16**. Verification of the reasonableness of these budgets is included with **Exhibit B-16**.

(17) Document that the proposed charges for the project are comparable to those established by other facilities for similar services within the health service area or state.

Please see a list of Grand Strand's proposed charges attached hereto at **Exhibit B-17**. Grand Strand's actual dollars reimbursed for radiation therapy services is estimated to be approximately 32% of patient charges.

(18) Document that the proposed project is economically feasible, both immediately and long-term. In the case of existing facilities, what impact will the proposed project have on patient charges and cost per unit of service?

There are no increases to patient charges as a direct result of this project. Charges are established annually based on projections and the budget process. The budgets attached hereto at **Exhibit B-16** demonstrate the economic feasibility of the proposed project.

(19) State how the project will foster cost containment and improve quality of care through the promotion of such services as ambulatory and home health care, preventive health care, promotion of shared services, economies of scale, and design and construction economies.

Grand Strand's proposed radiation therapy center will provide an excellent continuum of care to Grand Strand's cancer patients, especially to those patients who are also treated at Coastal Cancer Center, which is located proximately to Grand Strand's main hospital campus. It will enable Grand Strand to meet the needs of its patients and their families in a cost-effective way, as well as continue to provide easily accessible comprehensive patient services to its growing community. With the addition of a linear accelerator at Grand Strand, Horry County will finally have radiation therapy services located in a hospital that offers just about every other complicated tertiary level of service.

Cancer patients being treated with radiation therapy must endure extensive treatments daily over a long period of time. The proposed project at Grand Strand will improve access for its patients, allowing them to receive comprehensive care in a convenient, comfortable setting at one location close to home. Inpatients will no longer require transport to another facility to receive radiation therapy services, thereby reducing costs to the patient as well.

As a subsidiary of Hospital Corporation of America, Inc. (HCA), Grand Strand can achieve economies of scale and efficiencies in the construction and operation of the facility. With respect to construction, HCA has a Design, Construction, and Equipment Planning Department that has significant resources to streamline the architectural planning, construction bidding, and project management processes. HCA also offers a broad resource base of administrative, financial, and technical expertise in hospital

operations as well as centralized purchasing, distribution, payroll, billing, collections, employee benefits, regulatory compliance, quality resources, and IT support. These shared services and programs result in real and ongoing economies of operations for all of the hospitals in the system, including Grand Strand. The common bond among hospital personnel from the HCA facilities across the country creates a network of ideas that save costs and improve the quality of care.

(20) In the case of projects involving additional long-term care beds, discuss how the plans of other agencies, organizations, or programs responsible for providing and financing long-term care have been considered.

Not applicable.

(21) Provide a three-year-projected manpower budget in full-time equivalents (FTE's) detailing the existing and proposed nursing, other professional and non-professional personnel required for the staffing of the new project. Include the name of the Nurse Supervisor or Director, if available.

The table below represents the manpower budget in full-time equivalents for each of the first three years for the skill mix categories impacted by this proposed project. The FTEs listed are only for each year identified and are not cumulative from year to year.

Skill Mix	Year 1	Year 2	Year 3
Director	1	1	1
Dosimetrist	1	1	1
Radiation Therapist	2	3	3
Nurse	1	1	1
Clerical	1	1	1
Cancer Registrar	--	--	1
Total	**6**	**7**	**8**

The name of the Director of Grand Strand's radiation therapy department is not currently available. However, when approved for a CON application, a Director will be hired immediately to assist in implementing and overseeing the project, including hiring qualified personnel for the needed positions. When its CON application is approved, Grand Strand will begin recruiting a radiation oncologist to join its medical staff and oversee the program. Grand Strand will also contract with a physicist upon the approval of its CON application. The physicist contract has been budgeted in the attached project pro formas in the line item, "contract services."

(22) **Provide the number of existing and proposed medical staff by specialty, to include physicians and dentists employed by, or with admission privileges to, the facility. Include the name of the Chief of the Medical Staff, if available.**

The Chief of the Medical Staff is William A. Jackson, M.D. See **Exhibit B-22** attached hereto for Grand Strand's Medical Staff list.

(23) **Indicate those physicians who have expressed a willingness to utilize the proposed services or to refer patients to the facility for the provision of services.**

Referrals for radiation therapy services will follow Grand Strand's current patterns for oncology services with family practitioners, internists, urologists, gynecologists, surgeons, and oncologists. Moreover, radiation therapy services at Grand Strand will enable medical oncologists, surgeons and other cancer providers to more conveniently provide their services to inpatients.

It is also expected that the physicians who signed letters of support will refer patients for radiotherapy services. See letters of support attached hereto at **Exhibit B-23**.

(24) **Discuss the availability of health manpower resources for the provision of the proposed services, including the contemplated program and plan for recruiting and training personnel.**

Grand Strand recognizes the importance of recruiting and training high quality personnel. Staff recruitment at Grand Strand is managed through the Department of Human Resources. Staff recruiting is accomplished through a variety of successful recruitment methods such as job postings on Grand Strand's website, newspaper and trade journal advertisement, attendance at local job fairs, through contacts with local colleges, universities, nursing programs, and technical programs, and the use of professional recruiters.

Grand Strand provides general orientation to all employees, as well as department specific orientation. Grand Strand also provides comprehensive and ongoing programs of training which ensures that all staff members have and maintain a demonstrated level of skill in providing quality services.

(25) **Describe the previous experience of the applicant in the proposed health care field. If the applicant has no prior experience, specify the anticipated sources of technical assistance, either from specific individuals or organizations.**

Grand Strand has been providing health care services to the residents of Horry County since it opened in 1978 and is the only provider of comprehensive interventional cardiovascular services in the region. The hospital serves not only the year round

residents of the areas, but thousands of visitors who vacation along the Grand Strand. Over the past 33 years, Grand Strand has provided the area with quality health care services at multiple levels of patient care. Services range from a Level III Emergency Department to the open-heart surgery program opened in June of 1995. Grand Strand has expanded through the years in an effort to deliver comprehensive medical care to a rapidly growing primary service population, while adopting their services to the changing needs of its patient population.

As a subsidiary of Hospital Corporation of America, Inc. (HCA), Grand Strand has a broad resource base of administrative and technical expertise in hospital operations including radiation therapy services. Trident Medical Center, one of Grand Strand's sister HCA facilities located in North Charleston, South Carolina, currently operates two linear accelerators. Grand Strand will draw upon this South Carolina resource for assistance in the start up phases of operations for the radiation therapy center. Hospital development specialists at HCA's corporate office in Nashville, Tennessee also assist with complex operating decisions, particularly where new projects are involved. Because of their common bond, hospital personnel from facilities all over the country share useful ideas that save costs and improve the quality of care.

(26) Discuss the impact of the project on the clinical training programs of health professional schools, particularly the extent to which these schools will have access to the services for training.

Grand Strand anticipates providing educational opportunities for individuals enrolled in various training programs at area allied health schools. Grand Strand currently provides clinical rotations for Horry-Georgetown Technical College, Brunswick Community College, and Francis-Marion.

(27) Provide any additional information that would assist the department in evaluating this project.

In accordance with the *South Carolina State Health Plan*, applicants for Certificate of Need applications should address their policies and procedures to assure the quality of healthcare services provided. All applicants that are accredited by The Joint Commission may summarize the current National Patient Safety Goals as outlined on the Joint Commission website for the appropriate services the organization or program provides.

These goals include the following:

1. **Improve the accuracy of patient identification.**
2. **Improve the effectiveness of communications among caregivers.**

3. **Improve the safety of using medications.**
4. **Reduce the risk of health care-associated infections.**
5. **Accurately and completely reconcile medications across the continuum of care.**
6. **Reduce the risk of patient harm resulting from falls.**
7. **Reduce the risk of influenza and pneumococcal disease in institutionalized older adults.**
8. **Reduce the risk of surgical fires.**
9. **Implementation of applicable National Patient Safety Goals and associated requirements by components and practitioner sites.**
10. **Encourage patients' active involvement in their own care as a patient safety strategy.**
11. **Prevent health care-associated pressure ulcers (decubitus ulcers).**
12. **The organization identifies safety risks inherent in its patient population.**

Grand Strand's Certificate of Accreditation by The Joint Commission is attached at **Exhibit B-27**. To receive this certificate, Grand Strand must satisfy the stringent requirements of The Joint Commission as set forth in documents that have been obtained from the Joint Commission and which are attached hereto at **Exhibit B-27**.

A discussion of deficiencies related to any of the foregoing, including complaints, cited by the SCDHEC Bureau of Health Facilities Regulation and/or Bureau of Certification within the past year. The applicant may provide additional information and discuss additional time spans if desired.

Not applicable.

PART C - PROGRAMMATIC DOCUMENTS

Provide adequate programmatic documents in support of the various elements of the proposed project. These documents will include as appropriate:

(1) An Indigent Care Plan as required by the Board of Health and Environmental Control. It shall address at a minimum, the following:

(a) The existing and proposed admission and treatment policies of the facility or agency with regard to race, sex, national origin and ability to pay.

Grand Strand has two specific policies that relate to the admission and treatment of patients in the hospital. The Patient Rights policy was revised and adopted on October 5, 2005 and specifically addresses the admission and treatment policy for patients. This policy specifically assures that patients will have access to Grand Strand services regardless of race, sex, creed, national origin, or ability to pay. Specifically the policy states:

A. The following rights are accorded all patients at Grand Strand Regional Medical Center. In the event that the patient is an infant, child, or adolescent these rights are exercised through the parent or guardian:

1. Patients shall be accorded impartial access to care, treatments and services that are within the scope of care and mission provided by the facility and is medically indicated, regardless of race, religion, sex, national origin, disability, or sources of payment.

The Patient Rights policy also goes on to identify a full range of patient rights (ex. privacy, access to records, etc...). A booklet which contains *Patient Rights and Responsibilities* is placed in each inpatient's room when the room is prepared for admission.

The patient rights policy is evidence that any patient has access to Grand Strand services regardless of race, religion, sex, national origin, disability, or ability to pay. See Grand Strand's Patient Rights policy attached hereto at **Exhibit C-1**.

(b) **The proposed admission and treatment policies of the facility or agency with respect to admission and care of indigent patients including those patients unable to pay at the time of admission and those whose benefits expire while in the care of the facility or agency.**

The Patient Rights Policy described above in question 1(a) above assures access to services for all patients regardless of ability to pay. In addition to the Patient Rights Policy Grand Strand also has a Discount Charity Policy for Patients that was adopted January 1, 2005. The purpose of this policy is to define the parameters for providing financial relief to patients who do not qualify for state or federal assistance and are unable to pay their costs. The policy uses Federal Poverty Guidelines to establish qualifications for a charity discount for those patients and applies discounts for underinsured patients and uninsured patients based on their ability to pay.

HCA's discount policy is more generous than most in the industry and has received praise from industry observers and from the communities we serve.

Grand Strand has consistently demonstrated the same level of concern or greater for indigent patients as the State of South Carolina has for its citizens and those who find the need for medical care while here in the State. No patients identified by a staff physician as an emergency patient in need of Emergency Department services will be turned away because of financial considerations.

(c) **In existing facilities or agencies, provide the amount, in dollars and percent of gross revenue, that the facility or agency provided in indigent care during the past three fiscal years. NOTE: Indigent care does not include bad debt; contractual adjustments; or care which is reimbursed by a governmental program (Medicare, Medicaid, county indigent program), church, or philanthropic organization.**

	FY 2008	FY 2009	FY 2010
Indigent Care (Total $ Amount)	$23,603	$21,310	$30,967
Gross Revenue	$695,953	$791,058	$923,317
Indigent Care as % of GR	3.4%	2.7%	3.4%

***Dollar amounts represented in 1000s**

(d) Provide the proposed amount of indigent care the facility or agency projects to provide during the fiscal year and next fiscal year. This projection should be expressed in both dollars and a percent of gross revenues.

	Projected FY 2011	Projected FY 2012
Indigent Care ($1000s)	$33,333	$36,477
Gross Revenue ($1000s)	$1,029,646	$1,111,517
Indigent Care as % of GR	3.2%	3.3%

(e) A discussion of why the above figures are adequate or inadequate for the needs of the community; the need of indigent care within the proposed service area; and any solutions, remedial plans or proposals by the facility or agency to better address the indigent care problem in the service area. Include any initiatives or undertakings the facility or agency has begun to address the indigent care problem in the proposed service area.

Grand Strand believes that the figures above for indigent care are adequate and fairly represent its role as a good corporate citizen in meeting the needs of its patients who cannot pay.

In addition to its financial commitment there are four areas of focus where Grand Strand is working to impact and improve indigent care in our community.

1. MIAP Program – With regards to the need for indigent care in the community, South Carolina (via the MIAP program) has determined how much need exists. The hospital willingly participates in this initiative and sees it as a major improvement in health care provisions for South Carolina residents.

2. Funding of State and Local Taxes – The hospital also funds local and state taxes in excess of $2 million per year. These funds are used by local and state authorities to provide community services.

3. Local Charities – Grand Strand participates actively in the local community as volunteers and as donors to local charities and causes. We pride ourselves on being good corporate citizens and often are leaders in local charity events and donations.

4. Share Program – Grand Strand is also an active participant in the SharedCare program of Horry County. SharedCare is an effort to bring health care resources to the uninsured in Horry County who, through no fault of their own, cannot afford health insurance. SharedCare acts as a clearinghouse to direct people to the most appropriate source for healthcare. Triage workers are stationed at Grand Strand (and other area hospitals) to direct SharedCare participants to the best level of care and healthcare resource. The program focuses on families that are at or below 150-200% of the Federal Poverty guideline. The program also actively recruits local physicians who willingly take SharedCare cases in addition to the self-pay patients that they already receive.

The SharedCare program is actively supported by Grand Strand and other SharedCare partners, including Conway Hospital, Loris Health System, S.O.S. Health Care, Inc., The Friendship House Free Medical Clinic, Little River Medical Center, Health Care Partners (community health center), Shoreline Behavioral Health Services, the County Department of Social Services, local private businesses, area physicians and educational institutions. SharedCare is a unique approach to meeting the health care needs of those in the community that fall through the gaps, and Grand Strand is proud to be an active participate.

(f) Describe any Board or Advisory Board established to implement or control the indigent problem at the facility or agency. Include the Board's functions, responsibilities and limitations.

The provision of indigent or uncompensated care is treated as an operational issue at this facility and, as such, is the responsibility of Grand Strand's Executive Management. No board exists to implement or control policy in this area. Grand Strand's Patient Rights Policy and generous Discount Charity Policy for Patients provide assurance that patients are served regardless of ability to pay. Grand Strand's involvement in the community and its programs to meet the needs of the underserved are making a difference.

(2) A map of sufficiently large scale to be meaningful, indicating the location of the project site and its geographical area.

See **Exhibit B-4A** attached hereto.

(3) **A plot plan of the project site showing existing buildings, roads, parking areas, walks, service and entrance courts, existing utilities (electricity, telephone, water, railroads, sewer, gas, etc.) and other natural land features necessary for adequate analysis of site conditions.**

See **Exhibit C-3** attached hereto.

(4) **A legal description of the project site indicating its physical characteristics and existing easements.**

See **Exhibit C-4** attached hereto.

(5) **A square foot program of spaces and/or equipment elements, and scale drawings describing the existing space and proposed alterations and additions.**

See **Exhibits B-4B and B-4C** attached hereto.

(6) **Evidence that the site will be properly zoned for the proposed project.**

The site is zoned M-1 and allows for hospital, clinic and medical office building use. See **Exhibit B-5**, June 24, 2011 letter from Littlejohn Engineering Associates.

(7) **Documentation from appropriate sources that utilities supplied to the site is adequate for the project to include electricity, gas, water, and sewerage.**

See **Exhibit C-7** attached hereto.

(8) **Endorsement from the community that the project is desirable. This may include but is not limited to members of the medical community, citizen's groups, and other health and social services disciplines in the community.**

See letters of support attached hereto at **Exhibit C-8**.

(9) **Documentation that the proposed project has been approved by the health facility's planning committee and governing body.**

See **Exhibit C-9** attached hereto.

(10) **For the facilities or services not licensed by the Department of Health and Environmental Control, provide documentation of coordination and support from the appropriate licensing agency.**

Not applicable.

PART D - ASSURANCES

(1) That the applicant has or will have fee simple title or such other estate or interest in the site including necessary easements and rights-of-way., sufficient to assure use and possession for the purpose of the construction and operation of facility.

(2) That approval by the department of the final drawings and specifications, which will be prepared by an architect and/or engineer legally registered under the laws of the State of South Carolina, will be obtained.

(3) That the applicant will submit to the Department for prior approval, changes that substantially alter the scope of work, function, utilities, major items of equipment, safety or cost of the facility during construction.

(4) That the applicant will cause the project to completed in accordance with the Certificate of Need Application.

(5) That the applicant will cause the project to be completed in accordance with approved plans and specifications by maintaining competent and adequate architectural and engineering services throughout the construction administration phase of the project. That, at the completion of the project, the architect of record shall be required to issue a statement that to the best of his knowledge and belief, based upon available records, supplemental documents and periodic observation of the work, the project was constructed according to those documents approved by the Department.

(6) That the facility will be operated and maintained in accordance with the standards prescribed by law and regulations for the maintenance and operation of such facilities.

(7) That the applicant understands that the Certificate of Need shall become void at the end of the specified time period from the date of issuance unless otherwise extended under Chapter 6 of these regulations.

(8) That the Department or its authorized representatives may at any time during the course of construction and upon the completion of the project make an on-site inspection of the construction and equipment to check for compliance of the construction in accordance with the application for which the Certificate of Need was issued.

(9) That the controlling interest in any health care facility shall not be sold or leased or otherwise disposed of without a Certificate of Need or exemption by the Department being received by the appropriate individual.

(10) That the applicant will notify the Department in writing that the contractual agreement has been completed. For a construction project, the letter shall indicate that a construction contract specifying the beginning and completion dates of the project, has been signed by both parties. For services projects, the letter should indicate that equipment purchase orders with estimated delivery dates have been properly negotiated.

(11) That the applicant will notify the Department in writing of the date that a new or expanded service has been implemented, completed or terminated.

(12) That the applicant will provide monthly progress reports and a final completion report which contain the information required by Section 607 of these regulations.

Grand Strand assures the Department that, to the extent applicable, it will act in accordance with the above requirements.

Signature Reynolds, CEO

Date July 11, 2011

Exhibit B-1

SUN PUBLISHING COMPANY, INC.

PO BOX 406 • MYRTLE BEACH, SC 29578-0406

Parker, Poe, Adams, and Bernstein
PO Box 1509
Columbia, SC 29202

NEWSPAPER	DATE(S) OF PUBLICATION
The Sun News	July 13, 14, 15, 2011

AFFIDAVIT OF PUBLICATION: State of South Carolina
County of Horry

Before me, Pamela J. Browning, a Notary Public personally appeared who, after being duly sworn, deposes and says: That she is publisher of the Sun Publishing Company, Inc., at Myrtle Beach, South Carolina. In the county and state aforesaid: that the above ad(s) was (were) printed and published in said newspaper, on said date(s).

PJ Browning

Pamela J. Browning

Sworn to and subscribed before me this 15th day of July 2011.

Wanda Forte

Notary Public

My Commission Expires 9/12/2018

WANDA L. FORTE
Notary Public
State of South Carolina
My Commission Expires Sept. 12, 2018

Public Notice

In accordance with the South Carolina Department of Health and Environmental Control Regulation 61-15, Grand Strand Regional Medical Center hereby provides public notice of its intent to apply for a Certificate of Need within the next 20 days for the purpose of establishing a radiation therapy center on its hospital campus located at 809 82nd Parkway, Myrtle Beach, SC 29572. The radiation therapy center will consist of an approximately 9,520 square foot addition to the main hospital, and the project capital cost is estimated to be $9,788,625.

12637.36

0052

R003355

Exhibit B-2A

Table G-2.
Mortality from Ten Leading Causes of Death by Race
South Carolina, 2009
(Residence Data)

Cause of Death (ICD-10 Code)	Total		White		Black and Other	
	Number	Percent	Number	Percent	Number	Percent
All Causes, All Ages	40,242 *	100.0	29,080	100.0	10,880	100.0
Ten Leading Causes, All Ages	29,873 *	74.2	21,750	74.8	7,921	72.8
Malignant Neoplasms (C00-C97)	9,080 *	22.6	6,575	22.6	2,433	22.4
Disease Of Heart (I00-I09,I11,I13,I20-I51)	8,998 *	22.4	6,476	22.3	2,477	22.8
Cerebrovascular Disease (I60-I69)	2,387 *	5.9	1,636	5.6	736	6.8
Accidents (V01-X59,Y85-Y86)	2,304 *	5.7	2,016	6.9	277	2.5
Chronic Lower Respiratory Disease (J40-J47)	2,218 *	5.5	1,641	5.6	559	5.1
Alzheimers (G30)	1,475 *	3.7	1,216	4.2	252	2.3
Diabetes Mellitus (E10-E14)	1,114 *	2.8	659	2.3	443	4.1
Nephritis And Nephrotic Syn And Nephrosis (N00-N07,N17-N19,N25-N27)	892 *	2.2	517	1.8	369	3.4
Pneumonia And Influenza (J09-J18)	756 *	1.9	577	2.0	173	1.6
Septicemia (A40-A41)	649 *	1.6	437	1.5	202	1.9
All Other Causes	10,369 *	25.8	7,330	25.2	2,959	27.2

* Includes unknown race

Figure G-3.
Percent Distribution for the
Ten Leading Causes of Death by Gender
South Carolina, 2009
(Residence Data)

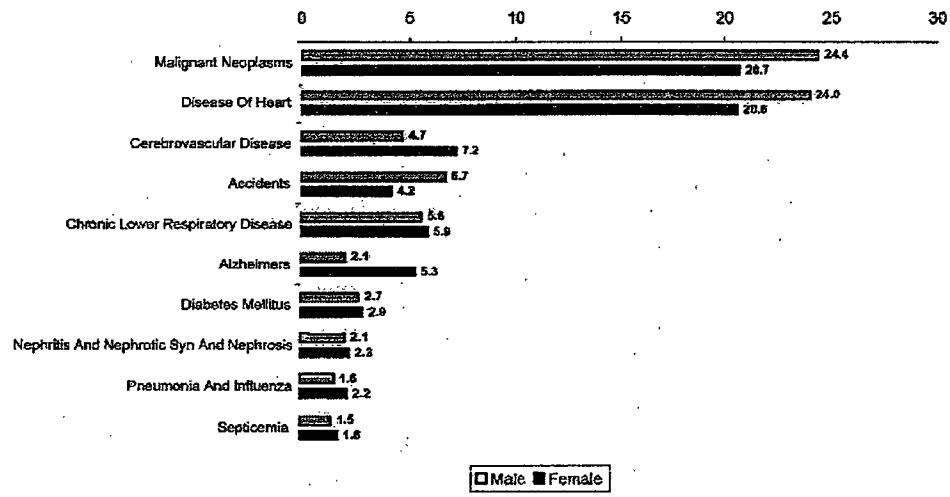

Source: South Carolina Vital and Morbidity Statistics 2009, Division of Biostatistics, Office of Public Health Statistics and Information Services, SC DHEC

Top Ten Leading Causes of Death in Horry County, 2008

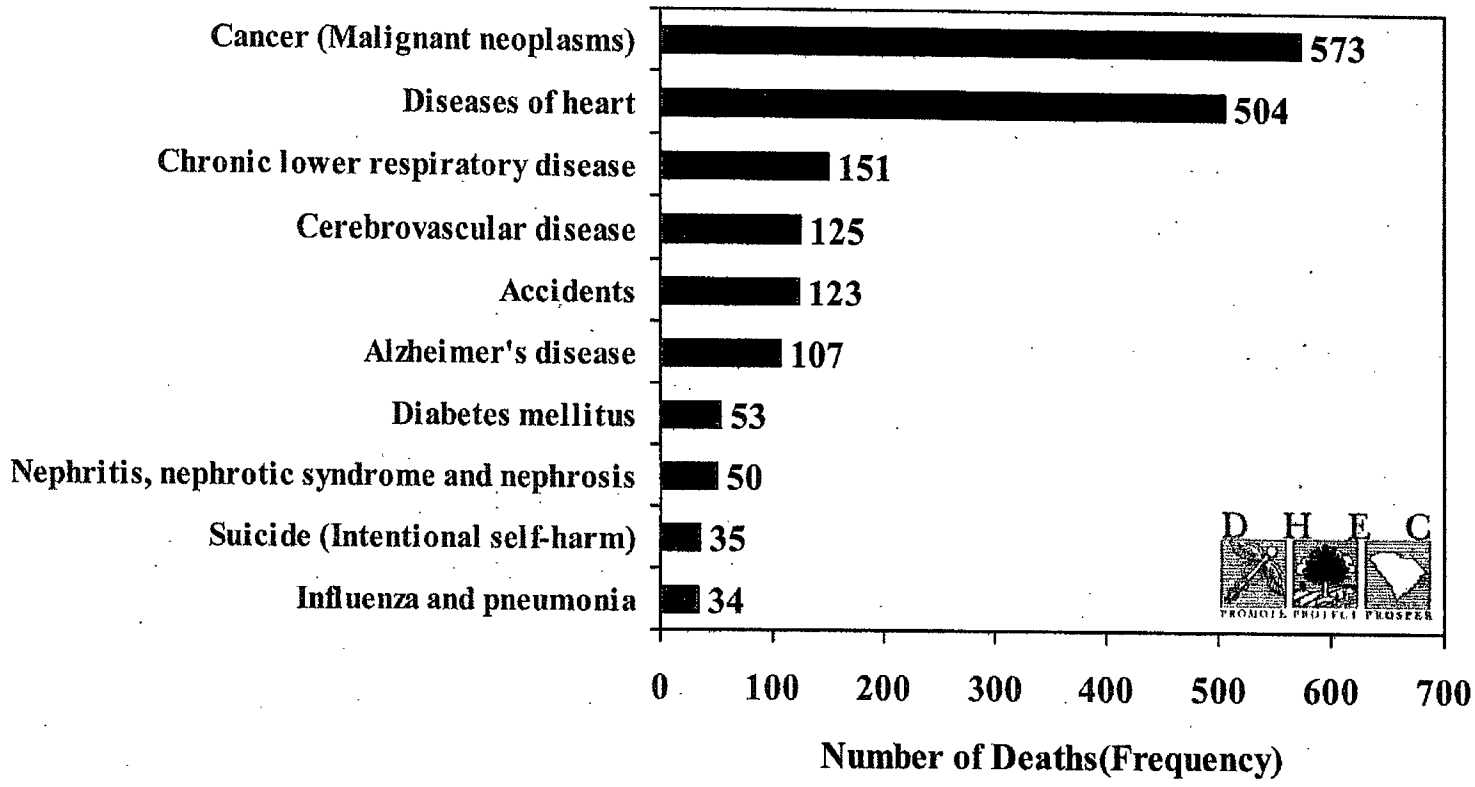

Data Source: SCDHEC SCAN; Generated by Chronic Disease Epidemiology and Evaluation
For methodology of ranking, see Technical Document: http://www.scdhec.gov/health/epidata/docs/EpiTechNotes.pdf

October 2010

R003358

0055

Exhibit B-2B

LINEAR ACCELERATORS IN HOSPITALS WITH INPATIENT UTILIZATION OVER 50,000 PATIENT DAYS

HOSPITAL	2009 Patient Days (> 50,000)	No. of Linear Accelerators
AnMed Health Medical Center	75,895	2
Greenville Memorial Med. Ctr.	170,549	3
St. Francis – Downtown	58,914	0
Spartanburg Regional Med. Ctr.	139,923	3
Self Regional Healthcare	53,099	2
Lexington Medical Center	89,987	2
Palmetto Health Richland/Baptist	235,766	2
Piedmont Medical Center*	55,838	2
Carolinas Hospital System	60,536	1
McLeod Regional Medical Center	113,181	4
Grand Strand Regional Medical Ctr.	**57,593**	**0**
Georgetown Memorial/Waccamaw	55,461	1
Tuomey Regional Med. Ctr.	66,720	2
Regional Med. Ctr. of Orangeburg	51,883	2
Trident Medical Center	71,117	2
Roper Hospital	80,393	4
Medical Univ. of South Carolina	146,361	5

*Piedmont is in a joint venture with Carolinas Healthcare System and jointly operates Rock Hill Radiation Therapy Center, which is located directly across from Piedmont's campus.

Source: 2010/2011 South Carolina Health Plan, Chapter III.

Exhibit B-3

HCA
The Healthcare Company

Project Budget

Date 06/30/2011 **Project** SP3 **Facility#:** 34003

Facility: GRAND STRAND REGIONAL MEDICAL CENTER
Location: MYRTLE BEACH, SC
Project: Linear Accelerator
Budget: CON Budget
Facility Group: NATIONAL
Drawings Dated:
Project Duration: 8 Months

HCA Development Team:
Construction: BACHMAN, BRENT
Medical Equipment: WESSEL, MIKE
Strategic Planner: WHINHAM, JASON

Architect:
Contractor:

Status: Not Active

DESIGN, EQUIPMENT, CONSTRUCTION:	
Development	$100,000.00
Site Development	$600,000.00
Environmental	$0.00
Testing and Construction Misc	$50,000.00
Construction TSF: 9,519 New: 9,519 Reno: 0	$2,340,630.00
New Construction Cost Per Sq Ft: $245.89	
Renovation Construction Cost Per Sq Ft: $0.00	
Contingency (8%) Approved Pending Change Request: $0.00	$283,250.00
AE Fees (7.06%)	$249,956.00
Building Fees	$29,580.00
Tenant Buildout: NSF: 0 Cost Per Sq Ft: $0.00	$0.00
Linear Accelerator Vault	$600,000.00
Construction Subtotal	$4,253,416.00
EQUIPMENT	$4,341,096.00
Construction and Equipment Subtotal	$8,594,512.00
LAND	$0.00
INFORMATION SYSTEMS	$375,000.00
TELECOMMUNICATIONS	$50,000.00
STRUCTURED CABLING	$30,000.00
PHYSICIST FEE	$2,500.00
DHEC CON FEES	$15,000.00
PROFESSIONAL AND CONSULTING FEES	$30,000.00
INTEREST AND OVERHEAD	
Interest	$225,488.00
Overhead	$0.00
Interest and Overhead Subtotal	$225,488.00
BUDGET SUBTOTAL	$9,322,500.00
Owner Contingency (5%)	$466,125.00
BUDGET TOTAL	$9,788,625.00

EQUIPMENT COST ESTIMATE BY DEPARTMENT

FACILITY: GRAND STRAND REG. M.C.
LOCATION: MYRTLE BEACH, SC
COID+PROJECT: TBD
EQ. PLANNING #: A03810
PROJECT: ONCOLOGY - LINAC

EQ. MGR: MIKE WESSEL
CONSTR. MGR.: BRENT BACHMAN
GROUP: EASTERN

DEPARTMENT	DEPARTMENT TOTAL		DEPARTMENT TOTAL + Engineered Systems		DEPARTMENT TOTALS + ENGINEERED SYSTEMS WITH INFLATION/
	$$	%%	$$	%%	
ONCOLOGY	$3,855,376.71	100.00%	$3,907,377	100.00%	$4,341,096
		100.00%		100.00%	
DEPARTMENT SUB-TOTAL	$3,855,377				
ADD: ENGINEERED SYSTEMS	$52,000				$4,341,096
SUB-TOTAL w/ Eng. Srvcs.	$3,907,377				
Inflation & Technology Update 1.00%	$39,074				
NEW SUB TOTAL	$3,946,450				
TAX 9.00%	$355,181				
FREIGHT 1.00%	$39,465				
GRAND TOTAL	$4,341,096				

PREPARED BY: Mike Wessel
Equipment Manager

APPROVED BY: _____
Assistant Vice President
Equipment Planning

If All New:
$4,341,096

EQUIPMENT RECOMMEDATION:
$4,341,096

Total Reduction: $0
Percentage: 0.00%

Major New Equipment:
See attached list

NOTE:

Equipment relocation cost-to be paid by the facility as an expense cost:

0060

HCA CABLE, IS, & PBX CONSTRUCTION BUDGET
SUMMARY ESTIMATE
6/28/2011

FACILITY NAME: **Grand Strand Regional Medical Center** ***COID:*** **34003**

Project Type: CON Budget - Linear Accelerator

Costs:

1.)	**Structured Cabling**	$	**30,000.00**
2.)	**PBX Equipment (61E)**	$	**50,000.00**
3.)	**IS Equipment – Construction (81E)**	$	**375,000.00**
	TOTAL FOR CABLE, PBX & IS	$	**455,000.00**

Descriptions:

1.) Structured Cabling
- Copper and Fiber Risers
- Horizontal Voice and Data Cable
- Nurse Call Cabling, including overhead paging
- Monitoring Cabling
- Cable TV
- Communications Equipment Connections (Patch panels, patch cords, cabling for wireless access points, jacks, etc.)
- Cable Support/Fire Rated Sleeves

2.) PBX Equipment
- PBX and Station Equipment
- Peripheral Equipment (Voice Mail, Call Accounting, Wireless Voice, etc.)

3.) IS Equipment - Construction / IS Funded Equipment
- Peripheral Equipment, Software Applications, Infrastructure, Servers
- Monitoring Interfaces
- McKesson Medication Dispensing Machines
- Meditech Licenses for the entire facility

VARIAN medical systems

Quotation

YXB20110519-001B

Quotation For:

Adam Rudd
Grand Strand Regional Medical
809 82nd Parkway
Myrtle Beach, SC 29572
(843) 340 - 5532

Please address inquiries and replies to:

Yoel Bakas
Varian Medical Systems
2250 Newmarket Parkway
Suite 120
Marietta, GA 30067
(770) 955 - 1367 FAX: (678) 255 - 3850
yoel.bakas@varian.com

Your Reference:	*Quotation Firm Until:* **September 15, 2011**
FOB Point: **US2 FOB: Destination**	*Shipping Allocation:* **120 DAYS ARO**
Payment Terms: **10%/85%/ 5%**	**Varian Terms and Conditions of Sale 1652T Attached**

Clinac iX
Accessories for Section 1 - iX Package
ARIA Oncology Information System Radiation Oncology
Eclipse Treatment Planning System

Grand Strand Regional Medical

Quotation Total of: USD $2,812,533 **Accepted by:**

Signature: _____

Name: _____

Title: _____

Date: _____

For this purchase, we designate HPG as our Institution's Primary Group Purchasing Organization affiliation. Any change will be indicated below:

☐ AmeriNet	☐ Aptium	☐ BJC	☐ Broadlane
☐ CHW	☐ Consorta/HPG	☐ KP Select	☐ Magnet
☐ Matrix	☐ MedAssets	☐ Novation	☐ Premier
☐ ROI	☐ USO	☐ VA Gov	☐ None

Varian Medical Systems

Submitted by:

_____
(Signature)

Name: **Yoel Bakas**

Title: **District Manager**

Date: **June 29, 2011**

This document is confidential and intended solely for the information and benefit of the immediate recipient and Varian

Item	Qty	Product Description	Offer Price

Section 1 Clinac iX

1.01 1 **iX Package**

1.02 1 **High Energy Clinac IX**
High energy Clinac IX

High performance foundation for Image-guided radiotherapy.

Standard features include:
Fine beam performance per RAD 9510
Dual independent collimators
Dynamic arc photon treatment
Accessory System, including
Accessory Mount
Mechanical front pointer (holder and 4 rods)
Electron beam shaping kit (per RAD 2045)
Ergonomic command center
Digital gantry display
Port film graticule
Standard spare parts
Product manuals
One (1) year full warranty
Installation

(Standard ground floor rigging is included with installation. Any required use of cranes, shoring of floors, removal of any walls/doors, etc. that may be necessary for rigging the machine to its final location is the responsibility of the customer)

1.03 1 **INCL ED: Clinac Ops**
- Includes Tuition and Materials for ONE person.
- Customer is responsible for all travel expenses (airfare, hotel, rental car, meals and travel incidentals), unless otherwise stated.
- Training is non-refundable and non-transferable.
- Offer is valid for 18 months after installation of product.

EDUCATION: Clinac Operations:

Clinac Operations is a course designed for those personnel responsible for the routine operation and/or supervision of the daily clinical use of the Clinac. It is directed primarily towards Radiation Therapists and Radiation Oncologists. It is recommended that students attend the Clinac Operations course shortly before clinical use and patient's treatments commence.

Course provides a general overview of the machine concepts, familiarity with controls and features and an understanding of the interlock matrix. The emphasis throughout the course is to present the subject matter from a clinical use perspective, however the primary emphasis is not on the day-to-day console programming, but rather an overall understanding of the Clinac function and operation. Extensive hands-on laboratory exercises are included.

This document is confidential and intended solely for the information and benefit of the immediate recipient and Varian

Item	Qty	Product Description	Offer Price
		Prerequisites: None For detailed course information and on-line registration, visit the Varian website at http://www.varian.com/otrn/index.html.	
1.04	1	**STD TRNG: Clinac IX Ops** Training is included with the purchase of Varian accelerator. Training plan details will be provided by the training management team as part of your product implementation process.	
1.05	1	**INCL ED: Clinac Support** - Includes Tuition and Materials for ONE person. - Customer is responsible for all travel expenses (airfare, hotel, rental car, meals and travel incidentals), unless otherwise stated. - Training is non-refundable and non-transferable. - Offer is valid for 18 months after installation of product. Clinac Support is a course designed for those personnel responsible for the equipment maintenance. It is directed primarily towards Physicists and Biomedical Engineers, however it may be appropriate for Dosimetrists and/or Radiation Therapists who have a background in electronics. Course acquaints and familiarizes the student with the general accelerator function, operation and routine support. Provides a basic understanding of the machine concepts and day-to-day maintenance while also providing a working vocabulary for communication with service personnel. Prerequisites: None For detailed course information and on-line registration, visit the Varian website at http://www.varian.com/otrn/index.html	
1.06	1	**Dual Photon Energy: 6/23 MV** Two Photon Energies as defined by BJR 17	
1.07	1	**Display of Photon Energy: BJR11** Photon energies are displayed as defined by BJR11. 6/16MV is displayed as 6/15MV. 6/23MV is displayed as 6/18MV. 6/25MV is displayed as 6/20MV.	
1.08	1	**Photon Dose Rate: 600 MU/Min** Photon dose rate (6-25MV): 100, 200, 300, 400, 500 and 600MU/min	

This document is confidential and intended solely for the information and benefit of the immediate recipient and Varian

Item	Qty	Product Description	Offer Price
1.09	1	**5 Electrons; Grp 3: 6,9,12,16,20 MeV** 6, 9, 12, 16, 20 MeV	
1.10	1	**Electron Dose Rate: 1000 MU/Min Maximum** Electron Dose Rate (4-22MeV): 100, 200, 300, 400, 500, 600 and 1000MU/min	
1.11	1	**Size of Electron Applicators: 6cm x 6cm** Size of electron applicators (cm): 6x6, 10x10, 15x15, 20x20, 25x25	
1.12	1	**Upper Wedges: 30cm x 40cm** 15, and 30 degree wedges with a maximum field size of 30 cm x 40 cm, 45 degree wedge with a maximum field size of 20 cm x 40 cm, 60 degree wedge with a maximum field size of 15 cm x 40 cm.	
1.13	1	**Energy of Spec Electron Procedures: 6MeV**	
1.14	1	**Scale Convention: IEC1217** Scale convention per IEC Publication 60601-2-1, 2nd Edition, 1998	
1.15	1	**Counterweight**	
1.16	1	**Three Piece Breakdown**	
1.17	1	**New Universal Baseframe 52" Fixed Floor**	
1.18	1	**Exact Couch with IGRT Couch Top** The Exact IGRT Couch Top is designed specifically to facilitate state-of-the-art image-guided radiation therapy (IGRT) treatments. The couch which replaces the standard Exact® couch top has been designed for ultra-precise imaging and patient positioning. Manufactured from robust carbon fiber, the Exact IGRT Couch top is free of metal or other obstructions that can obscure the imaging process, thereby reducing artifacts in advanced IGRT imaging techniques such as Cone-Beam CT. FEATURES: - Robust, Advanced, carbon fiber composite construction optimized for IMRT & IGRT. - Clinically usable section of 120.0 cm, free of image artifact creating materials. - More rigid than IEC deflection standards supporting patients up to 500 lbs (227 kg). - Fully compatible with existing Indexed Immobilization® accessories for accurate patient positioning. - Head-end hook for attaching accessories such as SRS head frames. - Emergency off buttons on both sides of couch. - Grab handles for easy manual motion. NOTES - For use with all current Clinac, Trilogy, and Acuity systems. - Identical couch for simulation and treatment aids in duplicating patient setup.	

This document is confidential and intended solely for the information and benefit of the immediate recipient and Varian

Item	Qty	Product Description	Offer Price
		- Available as an easy upgrade for the Exact couch (replace couch top only). - Automated repositioning without re-entering the vault. - Side panel controls to adjust all couch motions. - Switches for wall and back-pointer lasers, as well as room, field and range-finder lights.	
1.19	1	**20" LCD Monitor** 20" LCD Monitor	
1.20	1	**Millennium MLC, 120 Leaf** 120 Leaf Millennium Multileaf Collimator System includes: -Controller -Multileaf Collimator Accessory System (Provided in lieu of non-MLC Accessory System) including -Accessory Mount (65.4cm Source to Tray Distance Only) -Compensator Mount, ONE (1) Upper compensator tray -Mechanical front pointer (holder and 4 rods) -Electron applicators, one of each: 6x6 or 6x10, 10x10, 15x15, 20x20, 25x25 -Electron beam shaping kit (per RAD 2045) -TEN (10) Lower Compensator trays -Upper Bi-directional Wedge Sets (20 cm or 30cm) OTHER: MLC Standard Spare Parts Kit Product Manuals Installation ONE (1) year full warranty	
1.21	1	**Large Field IMRT** Large Field IMRT allows multiple-carriage-move fields to be easily delivered to the patient more efficiently, to reduce treatment times. LFIMRT delivers large IMRT fields, consisting of two to three total carriage moves, with a single press of the Beam On button on the Clinac control keyboard, at a single gantry angle. If the Clinac is equipped with a PortalVision MV imager, whenever the radiation field fits entirely within the MV imaging panel, LFIMRT makes it possible to acquire an Open field image of the anatomic area surrounding the entire CIAO, subject to the limitations of the full area of the MV imager. Includes Maximum Programmable MU option, which increases the maximum number of MU which can be associated and delivered for a single Field (or subfield) of a non-RapidArc Plan, up to 1999 MU. Maximum Programmable MU for non-RapidArc plans increases the continuously deliverable beam doses for LRIMRT, IMRT, and FixedX fields. Prerequisites: - C-Series software release 7.9 (minimum) - HD-MLC or Millennium MLC (80 or 120 leaf) with: - Millennium MLC software release V7.1 for HD-MLC (minimum) OR Millennium MLC Software release V7.2 for Millennium MLC (Minimum) AND Advanced Dynamic MLC (DMLC) option - Auto Field Sequencing (AFS) - 4DITC software release 8.1 (minimum) or 8.6 (minimum, if Advanced Imaging or	

This document is confidential and intended solely for the information and benefit of the immediate recipient and Varian

Item	Qty	Product Description	Offer Price
		RapidARC are present) - Information system software: -ARIA information system software release 8.1 (minimum) OR - Third-party patient information management system supporting Clinac Jaw & MLC Positions for each control point, when it manages the plan data and communicates with 3rd party Treatment Planning System and 4D Integrated Treatment Console via DICOM RT. - Treatment planning software: -Eclipse treatment planning software release 8.1 (minimum) OR - Third-party treatment planning system supporting Clinac Jaw & MLC Positions for each control point in IMRT planning and data transfer to the patient information management system.	
1.22	1	**20" LCD Monitor** 20" LCD Monitor	
1.23	1	**PortalVision: aS500 II** PortalVision aS500-II uses amorphous silicon imaging technology to offer high performance, high resolution, high contrast images with the MV treatment beam using less dose to the patient. This aids in immediate and confident setup verification for both simple and complex treatments including IMRT. High-resolution images allow the treatment field edges and included anatomy and surrogate targets to be more easily viewed. Systematic errors may be calculated and later eliminated or reduced, which in turn helps to speed the delivery and improve the accuracy of conformal and IMRT treatment delivery. PortalVision may also be used for pre-treatment QA of IMRT plans using optional software. The aS500-II imaging system, used for IMRT integrated imaging, can be used at higher dose rates with greater resistance to saturation than the aS500 imaging system. PortalVision aS500-II for 4D Integrated Treatment Console PortalVision with 4DITC v8.8 or later PortalVision™ Advanced Imaging combines imaging systems with sophisticated software tools to enable patient repositioning using megavoltage (MV) images. PortalVision Advanced Imaging employs amorphous silicon imagers mounted on 3 axis control robotic arms, along with optional remote arm motions and the remote couch motions of Clinac® iX accelerators, PortalVision Advanced Imaging brings sophicisticated IGRT capabilities to the MV imaging environment. PortalVision Advanced Imaging enables patient position verification before treatment delivery and verification of treatment field size and shape, via image registration and match verification software tools to acquire and quantitatively analyze MV images. A second monitor is added to the 4D Treatment Console - where MV images of patient anatomy are acquired and matched with their corresponding Digitally Reconstructed Radiographs DRRs to assess the accuracy of patient setup quantitatively. Auto match and manual match capabilities are available, as are match verification tools such as spyglass window, split window, and color blending. Corrections can be made to the patient position by going into the treatment room. After treatment, images are automatically saved for offline review by the physicians. Used with the optional MV Repositioning remote keyboard and software, couch	

This document is confidential and intended solely for the information and benefit of the immediate recipient and Varian

Item	Qty	Product Description	Offer Price
		corrections may be electronically transferred and shifted without entering the treatment room. The MV Repositioning option also adds 2D 3D Marker Match capabilities for target fiducial matching.	
		Description: + Image acquisition task includes: Image acquisition before, during, or after treatment beam + Online and Offline Review software provides image enhancement and analysis tools for PortalVision images; automated matching tools for treatment setup verification; image approval; archive/restore and system administration capabilities + Compatible with Varian network and database	
		License: + PortalVision acquisition and review capability + ARIA Offline Review or Vision Image Manager license for ONE (1) concurrent user	
		Prerequisites: - Trilogy Image-Guided accelerator or Clinac accelerator - If networked in a Varian network, network must be ARIA or Vision version 6.5 or higher - PortalVision aS500-II requires presence of MLC	
		Hardware: + IAS3 High performance Image Acquisition H/W + Image detector unit: + 512 x 384 Amorphous Silicon detector + 400 x 300 mm active imaging area + Amplifier, switching and console electronics + Retractable robotic arm with motorized vertical, longitudinal, and lateral movements to hold and position detector; IR hand pendant	
1.24	1	**Portal Vision for 4DITC** 4DITC PortalVision for Varian networks	
		Description: + Image acquisition task includes: image acquisition before, during, or after treatment beam + Online and Offline Review software provides image enhancement and analysis tools for PortalVision images; automated matching tools for treatment setup verification; image approval; archive/restore and system administration capabilities + Compatible with Varian network and database	
		License: + PortalVision acquisition and review capability + ARIA Offline Review or Vision Image Manager license for ONE (1) concurrent user	
		Prerequisites: Trilogy Image-Guided accelerator or Clinac accelerator If networked in a Varian network, network must be ARIA or Vision version 6.5 or	

This document is confidential and intended solely for the information and benefit of the immediate recipient and Varian

Item	Qty	Product Description	Offer Price
		higher	
1.25	1	**On-Board Imager** On-Board Imager Provides high-quality kV images in the treatment room for target localization, patient positioning and motion management. The following image acquisition modes are included: 1. Radiographic 2D images 2. Fluoroscopic images 3. Gated radiographic images The following clinical software capabilities are included: 1. Online setup correction based on two kV radiographs, a kV and a MV radiograph or two gated kV radiographs 2. Automated and manual alignment of a pair of radiographs to their reference images 3. Online setup correction based on radio-opaque markers 4. Pre-treatment verification of gated treatment portals using kV fluoroscopy The following hardware is included: 1. Two motorized Exact robotic arms to hold and position the kV source and kV imager, controlled by infrared hand pendant 2. X-Ray source a. 40-125 kVp; 2-250 ms @ 80 mA b. Housing cooling 2000 W @ maximum dissipation; Anode cooling 2000 W @ 100% anode heat and 1000 W @ 80% anode heat c. ~20 Standard dose CBCT scans per hour; ~100 low dose CBCT scans per hour 3. Image Detector a. amorphous silicon device with 400 x 300mm active imaging area 4. On-Board Imager workstation and dedicated keyboard Prerequisites: A. PortalVision with Exact Arm B. Varian Information system or compatible 3rd-party Information System C. RPM Respiratory Gating System (for gated image applications) D. To enable MarkerMatch and CBCT functionality when using Varis Vision as the information system, either... i. Eclipse Treatment Planning is required, or ii. DICOM Translator for Third Party TPS is required when the customer uses third party TPS. Eclipse Treatment Planning or DICOM Translator for Third Party TPS are NOT pre-requisites if the customer has ARIA or compatible 3rd party information system. E. Remote Couch Motion Optional image acquisition modes: 1. Cone beam CT 3D images	

Item	Qty	Product Description	Offer Price
1.26	1	**INCL ED: OBI Physicist**	

- Includes Tuition and Materials for ONE person.
- Customer is responsible for all travel expenses (airfare, hotel, rental car, meals and travel incidentals), unless otherwise stated.
- Training is non-refundable and non-transferable.
- Offer is valid for 18 months after installation of product.

The course provides the initial training for the individual responsible for the implementation and departmental training of the OBI system. Course provides an overview of OBI system Clinac communication and verification system and basic OBI maintenance procedures -- specifically designed for Physicists.

Course provides hands-on training on how to prepare for treatment utilizing the OBI system, acquisition of kV and mV images, performing marker match using Eclipse 3D image sets, and using the RPM system with OBI and CBCT.

Prerequisites:
- Experienced users of the Varian Clinac
- VARiS Vision, version 6.5+
- PortalVision
- RPM Respiratory Gating course - for RPM users
- Working knowledge of Eclipse for OBI Marker Match

Course details and registration are available at http://www.varian.com/index.html.

1.27	1	**INCL ED: OBI RT**	

- Includes Tuition and Materials for ONE person.
- Customer is responsible for all travel expenses (airfare, hotel, rental car, meals and travel incidentals), unless otherwise stated.
- Training is non-refundable and non-transferable.
- Offer is valid for 18 months after installation of product.

The course provides the initial training for the individual responsible for the implementation and departmental training of the OBI system. Course provides an overview of OBI system Clinac communication and verification system -- specifically designed for Therapists.

Course provides hands-on training on how to prepare for treatment utilizing the OBI system, acquisition of kV and mV images, performing marker match using Eclipse 3D image sets, and using the RPM system with OBI and CBCT.

Prerequisites:
- Experienced users of the Varian Clinac
- VARiS Vision, version 6.5+
- PortalVision
- RPM Respiratory Gating course - for RPM users
- Working knowledge of Eclipse for OBI Marker Match

Course details and registration are available at http://www.varian.com/index.html.

This document is confidential and intended solely for the information and benefit of the immediate recipient and Varian

Item	Qty	Product Description	Offer Price
1.28	1	**STD TRNG: OBI** Training is included with the purchase of On-Board Imager. Training plan details will be provided by the training management team as part of your product Implementation process.	
1.29	1	**Cone Beam CT for On-Board Imager** FEATURES: Cone-beam CT acquires a volumetric CT dataset, while the patient is on the treatment couch, and allows the patient to be repositioned - by comparing the locations of soft-tissue and bony anatomy visible in the cone-beam CT images with the locations of the same anatomy in the planning (reference) CT images. INCLUDED: Hardware and software to acquire and reconstruct 3D volumetric datasets and match these with reference 3D CT images. PRE-REQUISITES: On-Board Imager hardware, with software version 1.0.15 or later.	
1.30	1	**IGRT Marketing Kit** Marketing kit for the purpose of promoting IGRT to referring physicians, patients, and the media. This kit will be shipped after receipt of the product order and acceptance of the Varian marketing kit license agreement.	
1.31	1	**Remote Couch Motion** Control of couch motion at the treatment console for: Corrective motions: small couch translations (in x,y,and z) and small rotations of the couch to fine tune patient set-up. Planned motions: large rotations of the couch to sequence between non-coplanar fields and arcs Prerequisites: Universal baseframe with a 52 inch turntable for full functionality Baseframe with a 36 inch turntable supported for translational motion ONLY.	
1.32	1	**Isocal** IsoCal is a geometry calibration method that uses a phantom of known geometry in combination with an insert for the MV collimator. By knowing the nominal location of the source, the nominal location of the x-ray detector, and the location and shape of the BB phantom, it is possible to predict where the projection of the BBs will appear in the acquired images. Any deviation between the predicted and the measured BB locations can be accounted by motion of the x-ray source, the x-ray detector or both, using IsoCal. Includes IsoCal phantom, MV insert, supporting software, installation, and calibration for one linear accelerator. Supports the On-Board Imager® kV imaging system. OBI Pre-Requisites: OBI 1.5 Exact Arm	

This document is confidential and intended solely for the information and benefit of the immediate recipient and Varian

Item	Qty	Product Description	Offer Price
		or	
		Supports PortalVision™ aS1000 and aS500II MV imagers. PortalVision Pre-Requisites: Exact Arm MV Repositioning or PV Advanced Imaging for 4DITC on the following High Energy systems- Clinac iX/2300 system serial # 5100 and above, or Silhouette configurations serial #940 and above.	
1.33	1	**NLS: English**	
1.34	1	**RapidArc Delivery Capability** RapidArc® Delivery for a single linear accelerator provides the Varian accelerator with the capability to simultaneously modulate aperture shape, dose rate, and gantry speed continuously through 360 degrees of gantry rotation, during an arc beam delivery. When coupled with RapidArc® Planning and a RapidArc-compatible information system, the Varian accelerator has the capability to generate IMRT-quality dose distributions in a single, optimized arc around the patient. FEATURES: - Simultaneous modulation of MLC aperture shape, beam dose rate, and gantry rotation speed during beam delivery - Clinac beam is continuously and smoothly modulated for dose rate - Provides IMRT-quality dose distributions in a single arc delivery in less than 2 minutes. Includes RapidArc® Extended Programmable MU option: - Standard beams: Up to 7200MU (20MU/deg for full arc) - 6X-SRS: Up to 9999MU PREREQUISITES: - On-Board Imager kV Imaging System (OBI) with OBI Advanced Imaging Software - Or PortalVision aS500-II or aS1000 at PV Advanced Imaging level, with E-arm (I would add an internal note that RapidArc is available in this configuration for UNIQUE systems only) - Millennium 120 MLC or High Definition MLC (HDMLC) with dynamic MLC option - ARIA Oncology Information System v8.5 or later, or RapidArc-compatible, - 4DITC-compatible 3rd party information system - Eclipse Treatment Planning with RapidArc treatment planning software license - Clinac Console Software v7.11 or higher TRAINING: Upgrades to installed Eclipse and ARIA information systems are an integral part of the upgrade to RapidArc®. The pricing reflected in this RapidArc® quotation is contingent upon these upgrades. If you currently have a Software Support Agreement, or other agreement with Varian that includes the upgrade as a benefit, this agreement must be currently valid at the time you place your RapidArc® order. If you do not currently have such an agreement in place, you will need to purchase a Software Support Agreement, or otherwise purchase an upgrade to your software systems, as a prerequisite to the installation of RapidArc®.	

0067

This document is confidential and intended solely for the information and benefit of the immediate recipient and Varian

Item	Qty	Product Description	Offer Price
		ARO: The current best estimate for installation lead time is 150 days. RapidArc® is the trademark that represents the combination of two Varian products: Varian's volumetric modulated arc radiation delivery hardware and Varian's volumetric modulated arc treatment planning software. Customer has purchased both the volumetric modulated arc radiation delivery hardware and licensed the volumetric modulated arc treatment planning software from Varian. Accordingly, Varian grants to Customer a non-exclusive, fully paid license to: (i) use the RapidArc® trademark solely in conjunction with its use of Varian's volumetric modulated arc treatment planning software with Varian's volumetric modulated arc radiation delivery hardware; and (ii) represent to third parties that Customer is offering RapidArc® technology in conjunction with treatments planned using Varian's volumetric modulated arc treatment planning software, in either event pursuant to Varian's trademark usage guidelines (available from Varian upon request). Customer may not use the RapidArc® trademark in connection with any plan generated with any treatment planning software other than Eclipse™ or delivered using any non-Varian treatment device, and may not use the RapidArc® trademark to designate the volumetric modulated arc therapy technique ("VMAT") itself.	
1.35	1	**RapidArc Online Marketing Kit** On-line access to the RapidArc® marketing program which provides advertising, educational, and public relations materials targeted to physicians, patients, and the media. RapidArc® is the trademark that represents the combination of two Varian products: Varian's volumetric modulated arc radiation delivery hardware and Varian's volumetric modulated arc treatment planning software. Customer has purchased both the volumetric modulated arc radiation delivery hardware and licensed the volumetric modulated arc treatment planning software from Varian. Accordingly, Varian grants to Customer a non-exclusive, fully paid license to: (i) use the RapidArc® trademark solely in conjunction with its use of Varian's volumetric modulated arc treatment planning software with Varian's volumetric modulated arc radiation delivery hardware; and (ii) represent to third parties that Customer is offering RapidArc® technology in conjunction with treatments planned using Varian's volumetric modulated arc treatment planning software, in either event pursuant to Varian's trademark usage guidelines (available from Varian upon request). Customer may not use the RapidArc® trademark in connection with any plan generated with any treatment planning software other than Eclipse™ or delivered using any non-Varian treatment device, and may not use the RapidArc® trademark to designate the volumetric modulated arc therapy technique ("VMAT") itself.	
1.36	1	**Enhanced Dynamic Wedge** Delivers wedged dose distributions by varying the independent collimators during the photon treatment. Seven wedge angles (10, 15, 20, 25, 30, 45, and 60 degrees), asymmetric field sizes, and up to 30 cm field width are provided.	

This document is confidential and intended solely for the information and benefit of the immediate recipient and Varian

Item	Qty	Product Description	Offer Price
1.37	1	**Auto Field Sequencing** Automates set up of all mechanical axes and beam parameters for each treatment field when used with a compatible record-and-verify system, such as VARiS Varian. Requires Extended Clinac Interface (EXCI)	
1.38	1	**Advanced Dynamic MLC** Includes Arc Dynamic MLC, Dose Dynamic MLC per RAD 5610	
1.39	1	**EXCI Interface to R&V System**	
1.40	1	**4D Integrated Treatment Console gX** 4D Integrated Treatment Console gX DESCRIPTION: Varian's 4D Integrated Treatment Console gX provides a streamlined front end to the treatment delivery process. The 4D Console gX integrates the user controls of the linear accelerator, multi-leaf collimator (MLC), and electronic portal imager into one application on a single workstation and provides the imaging control to manage advanced treatment processes such as 3D CRT, IMRT, and Dynamic Targeting™ IGRT. The 4D Console gX is required for On Board Imaging. FEATURES: 1. Treatment delivery functionality including setup and record & verify 2. Treatment delivery, Multi-leaf Collimator (MLC) setup and portal image acquisition from single application 3. Supports auto field sequencing for uninterrupted treatment delivery 4. Provides support for IMRT treatment techniques including sliding window, step-and-shoot and dynamic arc 5. Supports 4-slot accessories for complex treatment techniques 6. Supports imaging of setup fields for pre-treatment plan verification 7. Supports image only sessions keeping treatment sessions in synch with fractionation pattern 8. Supports imaging of treated fields, before, during or after the treatment beam, for treatment verification needs 9. Photos, activity and patient note display on treatment queue 10. Interface hardware and software for C-Series Clinac (if not already installed). HARDWARE INCLUDED: 1. ONE (1) dedicated 4D Integrated Treatment Console gX workstation; 2. ONE (1) 20"LCD Monitor for Treatment workstation; and 3. ONE (1) Verification Interface computer and cables. LICENSE: 4D Integrated Treatment Console gX license for ONE (1) C-Series Clinac. PREREQUISITES: 1. Clinac C-Series Software version 6.x, or later; 2. Extended Clinac Interface (EXCI); 3. In-room monitor; 4. Millennium MLC 6.4 software, or later;	

This document is confidential and intended solely for the information and benefit of the immediate recipient and Varian

Item	Qty	Product Description	Offer Price
		5. Mark Series MLC 5.0 software, or later; 6. Mark Series MLC Controller must be minimum Pentium architecture; 7. Computer replacement must be purchased through Varian Medical Systems. NOTE (S): 1. Includes First Year Software Support Agreement covering software and hardware purchased from Varian; 2. No third party software may be installed on the 4D Console gX by the user; 3. Anti-Virus software SHOULD NOT be installed on VI, AVI, or EVI computers; and 4. Anti-Virus software can be installed on the 4D Console gX but cannot be set to run in real-time mode.	
1.41	1	**4DITC gX for Varian Image Mgmt Network**	
1.42	1	**In-Room 20" Monitor with Mounting Kit** In Room 20" LCD Monitor, Wall Mount, and Cable Kit HARDWARE INCLUDED: 1. 20" LCD Display Monitor for Treatment Room 2. Wall Mount; and 3. In-Room Monitor Cable Kit including 100 foot (30.48 meter video cable and video switch.) NOTE: 1. One required for each Treatment module and Linac.	
1.43	1	**Electron Arc Therapy: TBI, TBE and HDTSE** A portfolio of special treatment procedures, including Total Skin Electron Treatment, Total Body Electron Irradiation, Total Body Photon Irradiation, and Electron Arc Treatment. Electron beam for high dose total skin electron (HDTSE) mode and total body electron (TBE) mode as selected in Energy for Special Electron Procedures.	
1.44	1	**Max Programmable MU** Maximum Programmable MU increases the maximum number of MU which can be associated and delivered for a single field (or subfield) for a static gantry IMRT delivery, up to 1999MU. Pre-requisite: - Requires a HE Clinac with 4DITC 8.6 or later - Requires Clinac Console Software v 7.9 or later	
1.45	1	**Beam Isocenter Accuracy: Standard**	
1.46	1	**Advanced RPM Gating System** The Real-time Position Management System is an accessory to the Varian Clinac radiation therapy treatment system. The Advanced RPM Respiratory Gating capability is to be used to characterize (in simulation) the patient's respiratory patterns, and aid in the visualization of internal organ or lesion motion and then, in treatment, to trigger beam-hold and limit the beam-on time to those points in the	

Item	Qty	Product Description	Offer Price
		respiratory cycle where the target volume is within acceptable motion limits. FEATURES: - 2 dot marker block to enable patient position monitoring as well as respiratory gating. -Accurate tumor tracking allows maximum dose to tumor and minimum dose to normal tissue -Quick and easy set respiratory monitoring minimizes treatment time -Lightweight marker ensures patient comfort -Predictive filter automatically holds treatment delivery when respiration deviates from normal pattern -Superior Clinac design eliminates dark current during gating -Treatment beam gating integrated with dynamic MLC leaf motion - Patient position monitoring during patient setup and treatment PRE-REQUISITES: - If the customer has existing RPM systems, the existing systems must be at version 1.7. NOTE: Customer is responsible for prepping the system as instructed in the Respiratory Gating Pre-Install Guide. Additional marker block kits may be required	
1.47	1	**3D for Advanced RPM Gating System** The 3D monitoring functionality allows tracking of the marker block in three dimensions (vertical, longitudinal, and lateral). Any unexpected movement of the marker block, in any direction, reflects unexpected movement of the patient and tumor relative to the treatment field. The ability to detect unexpected motion provides additional confidence that the target is always precisely positioned in the treatment aperture, and that the correct does will be delivered to the tumor, as planned. Includes one 5-pack of 3D marker blocks (6 dot block) PRE-REQUISITES: - RPM version 1.7 Additional marker block kits may be required	
1.48	1	**Configured for Clinac** Includes video tracking and image analysis system, high performance workstation, respiratory gating interface to Clinac system, Respiratory Gating software, patient marker blocks, and User Manual. Compatible with C-series software version 5.4 and higher. Requires MLC-equipped Clinac systems to be dose dynamic ready.	

This document is confidential and intended solely for the information and benefit of the immediate recipient and Varian

Item	Qty	Product Description	Offer Price
1.49	1	**INCL ED: Advanced RPM Gating** INCL ED: RPM 3D/Gating System - Includes Tuition and materials for ONE person. - Attendees will be responsible for their own, airfare, hotel, rental car, meals and other travel incidentals. - Training is non-refundable and non-transferable. - Offer is valid for 18 months after installation of product. The RPM course provides training for physicists, or therapists, to obtain knowledge of the principles and practice of respiratory gating in radiation oncology for clinical implementation. Length: 1 1/2 days	
1.50	1	**Additional Advanced RPM Gating System** The Real-time Position Management System is an accessory to the Varian Clinac radiation therapy treatment system. The Advanced RPM Respiratory Gating capability is to be used to characterize (in simulation) the patient's respiratory patterns, and aid in the visualization of internal organ or lesion motion and then, in treatment, to trigger beam-hold and limit the beam-on time to those points in the respiratory cycle where the target volume is within acceptable motion limits. FEATURES: - 2 dot marker block to enable patient position monitoring as well as respiratory gating. -Accurate tumor tracking allows maximum dose to tumor and minimum dose to normal tissue -Quick and easy set respiratory monitoring minimizes treatment time -Lightweight marker ensures patient comfort -Predictive filter automatically holds treatment delivery when respiration deviates from normal pattern -Superior Clinac design eliminates dark current during gating -Treatment beam gating integrated with dynamic MLC leaf motion - Patient position monitoring during patient setup and treatment PRE-REQUISITES: - If the customer has existing RPM systems, the existing systems must be at version 1.7. NOTE: Customer is responsible for prepping the system as instructed in the Respiratory Gating Pre-Install Guide. Additional marker block kits may be required	

This document is confidential and intended solely for the information and benefit of the immediate recipient and Varian

Item	Qty	Product Description	Offer Price
1.51	1	**3D for Advanced RPM Gating System** The 3D monitoring functionality allows tracking of the marker block in three dimensions (vertical, longitudinal, and lateral). Any unexpected movement of the marker block, in any direction, reflects unexpected movement of the patient and tumor relative to the treatment field. The ability to detect unexpected motion provides additional confidence that the target is always precisely positioned in the treatment aperture, and that the correct does will be delivered to the tumor, as planned. Includes one 5-pack of 3D marker blocks (6 dot block) PRE-REQUISITES: - RPM version 1.7 Additional marker block kits may be required	
1.52	1	**Configured for GE CTSim: LightSpeed RT** Includes video tracking and image analysis system, high performance workstation, Respiratory Gating software, patient marker blocks, and User Manual. The RPM Respiratory Gating system is designed to interface to a GE CT Simulation - LightSpeed RT scanner equipped for respiration-synchronized image acquisition*. *RPM Respiratory Gating unit configured for GE CT Simulation - LightSpeed RT does not include the necessary hardware and software components required to make the CT Scanner Respiratory Gating-ready. Additional equipment purchases may be necessary from the CT vendor. Please contact your Varian Imaging Manager for more information.	
1.53	1	**Console Package, Deluxe Roll In Console** Compact pre-packaging and cable management of Varian-provided workstations, control modules, and other ancillary devices for most rapid and easiest site preparation, and space management of console area. Prerequisites: Clinac must have MLC	
1.54	1	**Remote Access Smart Connect Ready**	
1.55	1	**Factory Data Set** Factory-provided representative physical wedge profiles, machine mechanical parameters, and representative beam scans from Clinac iX systems.	
1.56	1	**Millennium Warranty** Three Year Warranty on Klystron, Electron Gun, Standing Wave Guide, Bend Magnet, and Solenoid Energy Switch, provided Varian is sole service provider.	

This document is confidential and intended solely for the information and benefit of the immediate recipient and Varian

Item	Qty	Product Description	Offer Price

Section 2 Accessories for Section 1 - iX Package

2.01 1 **Patient Intercom**
Patient Intercom system including one substation, one master station, power supplies, cabling, and installation.

2.02 1 **CCTV Camera Qty 2; 19" Monitor Qty 2**

2.03 1 **4 LAP Apollo Green Lasers**
LAP Apollo Green Lasers

Includes:
3 Apollo Green Remote Controlled Crosshair Lasers
1 Apollo Green Remote Controlled Sagittal Line Laser

Warranty for 1 year from ship date.

2.04 1 **Transtector Power Cond., Dual HE & OBI**
Transtector Power Conditioner Single Input, Dual Output, HE & OBI

This Transtector power conditioner (P.C.) is designed specifically for any Varian Dual Energy Clinac shipped with OBI. This single P.C., allows the customer to have a single input voltage of either 208V or 480V, then deliver output voltages of both 208V and 480V.

Section 3 ARIA Oncology Information System Radiation Oncology

3.01 1 **Varian System Database**
DESCRIPTION:
The Varian System database is the core component of the Oncology Information System. The relational database serves as the repository for patient information and images imported to or captured by the database. Included with the database are archive/restore, Link, and system administration. Data Segmentation is a component of the Oncology Information System, ARIA, which provides features and tools for managing the configuration of ARIA for sites that have more than one physical hospital, department or location to emulate in ARIA. It provides procedure code sets, users, groups, preferences and charge/cost detail per configured department.

FEATURES:
1. Includes the Archive application for the archival/restoring of patient records in cases of storage constraints;
2. Includes a separate environment for testing interfaces, applications, system configurations and data migration;

Item	Qty	Product Description	Offer Price

3. Includes the data administration application(s) used to configure the system to meet the needs of the individual, user(s), department(s)/hospital(s);
4. Includes user rights and license administration;
5. Uses Open Client and Sybase 12.5 for multi-access to database;
6. Based on client/server architecture for fast data access capability;
7. Full logging and data integrity protection;
8. Transaction logging configurable; and
9. Remote monitoring and service support (using Smart Connect tool) of Varian System database via software installed on ARIA workstations.
10. Distinct departments can be established, each with its own;

a. Procedure codes
b. Charge details
c. Cost details
d. Activities
e. Working hours
f. Holidays
g. Process preferences including auto launch of Activity Capture window at activity completion, weekly management settings;

11. Master Settings concept to facilitate quick set up and configuration of additional departments; and
12. Copy, edit and delete tools for easy fine tuning of departments to reflect local requirements.
13. Single Sign-on is supported for all ARIA for Radiation Oncology and Eclipse Applications (This is only available in v.8.6 or higher).
14. Support for QA Mode allows users to deliver plans for the purpose of QA at the treatment machine. This mode will deliver a set of tools intended to be used in the absence of an actual patient on the treatment table, while allowing users to QA the actual plan to be delivered to these patients for treatment.

LICENSE:

1. Varian System Database license for ONE (1) site; and
2. Data Segmentation license for ONE (1) Varian System database.

PREREQUISITES:

1. Networked environment;
2. Varian System -compatible server hardware (For a detailed description of hardware requirements, please refer to: http://www.varian/ARIA.com);
3. Internet access for remote monitoring and support via Smart Connect;
4. If using Eclipse, version 8.8
5. The Varian System Database supports 4DITC versions: 8.1, 8.3, 8.6, and 8.8 (depending on customer configuration).
6. Acuity v.8.8
7. For QA Mode support the following 4DITC version 8.8 is required.
8. If upgrading ARIA to v.8.8, Ximatron will need to become standalone Island. Then the Ximatron Digital Imaging and CT Imaging will need to go to v. 8.6.15 and DICOM-RT will be used for transfer between ARIA and Ximatron. If not present at site DICOM RT is required.

CUSTOMER RESPONSIBILITY:

1. A properly networked environment (For detailed information on network requirements, refer to the Network Configuration Guidelines at http://www.varian.com/ARIA);

This document is confidential and intended solely for the information and benefit of the immediate recipient and Varian

Item	Qty	Product Description	Offer Price
		2. Varian System-compatible hardware, if purchased by customer (for detailed information on hardware requirements, refer to http://www.varian.com/ARIA); 3. Internet access (DSL or better) for service support via Smart Connect; and 4. Initiate use of Smart Connect application to allow remote monitoring and service support. 5. Customer must decide on and enter department data to configure the system properly; 6. Or provide Varian Professional Services with sufficient data to configure the system for them. (Professional services are optional and may be purchased separately). OPTIONS: HARRP, powered by Double-Take, is a disaster recovery and fault tolerance solution for the Oncology Information System, ARIA. HARRP continuously monitors the database and the image server and replicates all data to a backup server. In case of a disaster or fault to the database or image servers, HARRP provides semi-automated fail-over to the backup server (target) with minimal interruption to department operations and treatments. NOTE: 1. There is currently no QA Mode support for Non-Varian Treatment workstations.	
3.02	1	**STD TRNG: Phase 1 ARIA Clinical Support** Training is included with the purchase of the ARIA. Training plan details will be provided by the training management team as part of your project implementation process.	
3.03	1	**STD TRNG: Phase 2 ARIA Clinical Support** Training is included with the purchase of the ARIA. Training plan details will be provided by the training management team as part of your project implementation process.	
3.04	1	**INCL ED: Clinical Implementation Course** This training event is provided with the initial purchase of the Varian System Database with a minimum configuration including the Patient Manager, Time Planner and Off-Line Review modules. This training event does not apply to subsequent purchases to expand system after the initial platform is installed and trained. If these circumstances apply, this training item is not valid. - Includes (1) tuition and material for classroom training event. - Customer is responsible for all travel expenses (airfare, hotel, rental car, meals and travel incidentals). - Standard Training is non-refundable and non-transferable. - Offer is valid for 18 months after installation of product. Prerequisites 1. Purchase of the Varian System Database 2. Minimum configuration must include Patient Manager, Time Planner and	

This document is confidential and intended solely for the information and benefit of the immediate recipient and Varian

Item	Qty	Product Description	Offer Price
		Off-Line Review	
		Length & Location: 3 days Varian Education Center, Las Vegas, NV	
3.05	1	**ARIA T-Box**	

The ARIA T-Box is a software package intended to provide basic connectivity testing to a Hospital Information System or 3rd party treatment planning system in a non-clinical isolated evaluation environment. The basic system includes the Varian System database and a license package of: Patient Manager, Time Planner, Activity Capture, Clinical Assessment, Dynamic Documents, Deluxe Reports, Chart QA, Offline Review, Outlook Sync, Data Segmentation, Long Term Archive and DICOM RT.

FEATURES:

1. Varian System Database:

o Supports connectivity to Varian Medical Systems Medical Oncology product;
o Supports connectivity to tumor registry products;
o Includes the Administration application(s) used to configure ARIA to meet the needs of the individual department(s)/hospital(s);
o Uses Open Client and Sybase 12.5 for multi-access to database;;
o Full logging and data integrity protection;
o Transaction logging configurable; and
o Remote monitoring and service support (using SmartConnect tool) of ARIA database via software installed on ARIA workstations.

2. Patient Manager:

o Patient registration, diagnosis, staging, charting, treatment plan management and machine scheduling;

3. Time Planner:

o Activity management for resources across multiple departments and hospitals;
o Task management designed to assist in streamlining workflow;
o Care path management tracking all patient activity throughout hospitals/departments;
o Waitlist management simplifies the scheduling of new patients within hospitals/departments; and
o Inter-departmental messaging.

4. Activity Capture:

o Supports relative value units, workload, and custom codes in order to capture associated costs and productivity activity information;
o Captures cost/charge information for completed services or clinical activities based on scheduled tasks and appointments;
o Provides automated audit and review tools allowing the user to determine accuracy of charges/costs captured;
o Supports credits for previously exported activities to aid in keeping a current charge capture record; and
o Exports captured activity information to hospital or private billing systems.

0072

This document is confidential and intended solely for the information and benefit of the immediate recipient and Varian

Item	Qty	Product Description	Offer Price

Clinical Assessment

o Management of medical, family and social histories, education and counseling, medication, prescription and allergies with favorites lists;
o Entry of Review of Systems and Physical Exam assessments;
o Assessments of toxicities based on standard tables such as NCI and RTOG;
o Documentation of Vitals Signs and Lab Results;
o Dynamic creation of grammatically correct text during assessment selections;
o Assessment of performance status based on standard tables (Karnofsky, Lansky, ECOG);
o Management of medical prescription;
o Audit tracking by operator, date and signature; and
o Management of nursing, progress and assessment notes and graphical displays.

Dynamic Documents

o Uses the power of Microsoft® Word™ (sold separately) to create, import, scan, fax, email, or print information from the patient's EHR;
o Review and approve all pending patients' documents (user rights controlled);
o Create customized templates and documents to auto-populate selected fields with information from the information system database or enter free text;
o Hyperlinks (Navigation tags) auto-populate documentation using selected functional areas from within the database; and
o Browse, view and print all or filtered documents.

Offline Review

o Patient Viewing allows viewing of multi-modality diagnostic images simultaneously;
o Folder Viewing enables the user to create reference folders for imaging studies;
o Image enhancement tools for more flexibility in visualizing critical structures including image contrast/brightness/sharpness adjustments, color maps, zoom/pan/rotate/flip, image annotation, and region of interest;
o Image analysis tools for more precise patient positioning including measurements, Digital Graticule, line/area/histogram of pixel values, cine, image blending for reference and Portal images;
o Manual and automatic quantitative comparative matching analysis of acquired or imported reference and portal images;
o Image approval and status changes with messaging back to Treatment.

DICOM RT

a) RT objects supported include: RT Image, RT Structure, RT Plan, RT Dose, RT Treatment Record, RT Treatment Summary;
b) Diagnostic image modality support;
c) DICOM Query/Retrieve provides image data transfer using NEMA standards;
d) DICOM RT Storage; and
e) Import/Export of image file formats: CART (Computer Aided Radiotherapy), PortalVision Mark 1, Varian CT option, BMP (Bitmap), TIFF (Tag Image File Format), Vision file and Raw Pixel Data.

LICENSE PACKAGE: FIVE (5) each per concurrent users:

o Patient Manager
o Time Planner

This document is confidential and intended solely for the information and benefit of the immediate recipient and Varian

Item	Qty	Product Description	Offer Price

- Activity Capture
- Dynamic Documents
- Offline Review
- Chart QA
- Outlook Sync

LICENSE PACKAGE ONE (1) each per Varian System DB
- Deluxe Reports
- Long Term Archive
- Data Segmentation
- Clinical Assessment license
- DICOM RT license

PREREQUISITES:
- ONE (1) ARIA compatible workstation. See specifications listed at http://www. varian.com/ARIA;and
- ONE (1) IEM interface server if IEM is purchased. See specifications listed at http://www. varian.com/ARIA

CUSTOMER RESPONSIBILITY:
- A properly networked environment (For detailed information on network requirements, refer to the ARIA Network Configuration Guidelines at http://www. varian.com/ARIA);
- T-Box CANNOT be used Clinically; and
- If T-Box is to be used for HL7 connectivity evaluation, then IEM must be purchased separately.

NOTE (S):
- Does NOT include clinical training (clinical training is not available); and
- Includes hardware.

3.06 10 ARIA Patient Manager

DESCRIPTION:
Patient Manager is a comprehensive electronic medical record (EMR) providing core clinical management for ARIA. Primary functionality includes patient charting, diagnosis, staging, treatment plan management, machine scheduling and reporting capabilities.

FEATURES:
1. Patient treatment summary page provides a fast at-a-glance patient chart view for both the Radiation Therapy and Medical Oncology charts;
2. Tabbed interface for easy viewing, editing and navigation;
3. Setup/Field photos saved to provide a complete patient record;
4. Wizard driven diagnosis and staging, Smart Staging;
5. Note tab for documenting (free text) patient encounters;
6. Patient Care Path for tracking all appointments, activities and status over the course of treatment;
7. Pre-scheduling of EPID images to be acquired at treatment time;
8. Treatment plan and image management from one screen;
9. Prescription and treatment plan approval drive the patient managerial process;
10. Session scheduling based on approved prescription;
11. Integrated with Multi-leaf Collimator (MLC) field shaping software;

0073

This document is confidential and intended solely for the information and benefit of the immediate recipient and Varian

Item	Qty	Product Description	Offer Price

12. Graphical display of treatment setup;
13. History tracking for treatments (manual and verified), overrides, portal imaging, dose corrections and custom coding;
14. Accelerator and simulator scheduling;
15. Collection of reports used to analyze patient managerial data and processes; and
16. Database Access license included for client access to server.
17. Enhanced Diagnosis tools including smart staging based on AJCC.
18. The Image Browser is a multi-modality image viewer which supports CT, MRI, PET. (This is only available in v.8.6 or higher).

LICENSE: Patient Manager license for ONE (1) concurrent user.

PREREQUISITES:
1. Varian System Database;
2. ARIA-compatible workstation in a networked environment; and
   a) Visit our Website at http://www.varian.com/ARIA for updated information regarding workstation hardware
3. Microsoft® Windows XP Professional or Microsoft® Vista operating system installed on workstation(s)
   a) Windows Vista is only available for ARIA v.8.6 or later

NOTES:
1. The use of ICD-10 in this Product does not imply any endorsement by WHO of any specific product.
2. The ICD-10 codes shall not be amended, abridged, translated, deleted or in any other way changed without the consent of WHO.
3. The ICD-10 codes are for the internal use of the end user. They are not to be reproduced, transmitted or distributed outside of the user's organization in any form or by any means.
4. ICD-10 is distributed without warranty of any kind, either express or implied. In no event shall the World Health Organization be liable for damages, including any general, special, incidental, or consequential damages, arising out of the use of ICD-10.

CUSTOMER RESPONSIBILITY:
1. A properly networked environment (for detailed information on network requirements, refer to the Network Configuration Guidelines at http://www.varian.com/ARIA); and
2. ARIA compatible hardware, if purchased by customer (for up-to-date and detailed information on hardware requirements, refer to http://www.varian.com/ARIA).
3. Microsoft® Office 2000 and 2003 are compatible with ARIA v.8.6. (Microsoft Office 2007 is not yet qualified).

3.07 1 STD TRNG: Patient Mgr E-Learning Module

Training is included with the purchase of the Patient Manager. Training plan details will be provided by the training management team as part of your project implementation process.

Item	Qty	Product Description	Offer Price
3.08	10	**ARIA Time Planner** DESCRIPTION: Time Planner is a component of the Oncology Information System. This software provides comprehensive resource and activity management for all resources configured within ARIA. It is used to manage appointments for resources (physicians, staff, equipment, rooms, etc.) within a department or across multiple departments and hospitals. FEATURES: 1. Activity management for resources across multiple departments and hospitals; 2. Customizable independent workspace view settings per user; 3. Customizable display time granularity; 4. Repeating appointment scheduling for complete scheduling of treatment courses; 5. "Suggest next available time" feature suggesting open times for individual or multiple resources; 6. Real-time conflict resolution; 7. Task management designed to assist in streamlining workflow; 8. Care path management tracking all patient activity throughout hospitals/departments; 9. Waitlist management simplifies the scheduling of new patients within hospitals/departments; 10. Bar-coding capability for patient check-in and tracking; 11. Auto-capture of manually completed activities (requires Activity Capture application); 12. Customizable associated tasks per appointment type; 13. Message ticker display for departmental updates; and 14. Direct access to reports specific to activity and resource management. LICENSE: Time Planner License for ONE (1) concurrent user. PREREQUISITES: 1. Varian System Database; 2. Patient Manager; and 3. ARIA-compatible workstation in a networked environment. CUSTOMER RESPONSIBILITY: 1. A properly networked environment (for detailed information on network requirements, ARIA-compatible hardware, if purchased by customer (for detailed information on hardware requirements, refer to http://www.varian.com/ARIA).	
3.09	1	**STD TRNG: Time Planner E-Learning Module** Training is included with the purchase of the Time Planner. Training plan details will be provided by the training management team as part of your project implementation process.	

This document is confidential and intended solely for the information and benefit of the immediate recipient and Varian

Item	Qty	Product Description	Offer Price
3.10	10	**ARIA Activity Capture**	

DESCRIPTION:
Activity Capture is a component of the oncology information system, ARIA. Activity Capture allows the user to capture comprehensive data for services rendered and activities executed within the department. The application captures and exports completed procedure codes along with associated costs, charges or other user-defined attributes.

FEATURES:
1. Supports relative value units, workload, and custom activity or billing codes in order to capture associated activity costs and productivity information;
2. Captures cost/charge information for completed services or clinical activities based on tasks and appointments;
3. Auto-captures treatment delivery and simulation activities;
4. Provides automated audit and review tools allowing the user to determine accuracy of charges/costs captured;
5. Supports credits for previously exported activities to aid in keeping a current charge capture record;
6. Supports multiple modifiers;
7. Exports captured activity information to hospital or private billing systems (requires IEM Billing Out when exporting to HL7 compliant systems);
8. Financial reports can be generated from the data captured by Activity Capture; and
9. Message ticker for departmental updates.

LICENSE: Activity Capture license for ONE (1) concurrent user.

PREREQUISITES:
1. Varian System Database;
2. ARIA-compatible workstation in a networked environment; and
3. Time Planner Application (to support auto-prompt feature).

CUSTOMER RESPONSIBILITY:
1. Define and/or approve the activities/charge master;
2. A properly networked environment (for detailed information on network requirements, refer to the Network Configuration Guidelines at http://www.varian.com/aria); and
3. ARIA-compatible hardware, if purchased by customer (for detailed information on hardware requirements, refer to http://www.varian.com/aria).

NOTE(S):
1. Requires IEM Billing Out if charges/costs are to be exported electronically to an HL7-compliant financial system (customer should complete Activity Capture training prior to IEM installation).

3.11	1	**STD TRNG: Activity Capture Support**	

Training is included with the purchase of the Activity Capture. Training plan details will be provided by the training management team as part of your project implementation process.

Item	Qty	Product Description	Offer Price
3.12	10	**ARIA Reports Author** Reports Author is an optional component of the ARIA System. It is a report building tool powered by InfoMaker® that allows the user to generate informative reports unique to a customer's need. The Reports Author tool licenses the user to modify any of the InfoMaker-based ARIA Reports. It also supports the creation of new customer-specific reports. FEATURES: 1. Users may create custom reports and modify reports create in InfoMaker; 2. Reports and queries are organized into library files for easy access and storage; 3. Modifiable versions of all ARIA InfoMaker reports are included; and 4. Reports Author supports the creation of executables, which can then be installed and run on other workstations without InfoMaker. LICENSE: InfoMaker software and source files for all standard ARIA InfoMaker reports, installed on ONE (1) ARIA workstation. PREREQUISITES: 1. ARIA8 Aria for Inspiration Platform; 2. VARIAN SYSTEM DB ACCESS; 3. VARIAN SYSTEM DATABASE; 4. ARIA-compatible workstation in a networked environment; 5. Windows XP operating system installed or workstation; 6. SmartConnect Remote Support software CUSTOMER RESPONSIBILITY: 1. If the customer purchases hardware for Report Author, it must be ARIA-compatible. NOTE(S): 1. ARIA Reports Author Application may not be installed on the 4D Integrated Comsole or ARIA Simulation or XimaVision workstation; 2. Software version, including InfoMaker, will be the latest at the time of shipment; 3. Includes a 90-day software warranty when purchased as part of a new sale.	
3.13	1	**INCL ED: ARIA Reports Author** - Includes Tuition and Materials for One Person at Varian Training Facility. - Customer is responsible for all travel expenses (airfare, hotel, rental car, meals and travel incidentals), unless otherwise stated. This course is designed to provide basic knowledge of the ARIA Database concepts and structure. It is an intensive hands-on course where you learn how to use Infomaker as a reporting tool to produce ad hoc queries and well-formatted reports. (Programming languages are not taught at this level) 1. Review and analysis of report customization features using InfoMaker. 2. 90 days of Phone Support for custom reports created by customer from the time of instruction. NOTE: Reports Author training does not include any custom report generation. Training Details: 3 days	

This document is confidential and intended solely for the information and benefit of the immediate recipient and Varian

Item	Qty	Product Description	Offer Price
		Varian Education Center	
		Prerequisites: 1. A basic knowledge of Windows 2000 Workstation and Server and Relational Database Management concepts. 2. ARIA Database system. 3. Purchase of Reports Author application. 4. SmartConnect Remote Diagnostic software.	
		- Services are non-refundable and non-transferable. - Offer is valid for 18 months after installation of product.	
3.14	1	**ARIA Clinical Assessment** DESCRIPTION: Clinical Assessment is a comprehensive component of the electronic medical record (EMR) that enables clinical staff members to evaluate, monitor, record and document patient health information throughout the entire treatment process. Clinical Assessment facilitates the implementation of paperless charting in the department.	
		FEATURES: 1. Enhanced Diagnosis tools including smart staging based on AJCC; 2. Tabbed interface for easy viewing, editing and navigation; 3. Management of Medical, Family and Social Histories, Education and Counseling, Medication, Prescription and Allergies with favorites lists; 4. Entry of Review of Systems and Physical Exam assessments; 5. Assessments of toxicities based on standard tables such as NCI and RTOG; 6. Documentation of Vital Signs and Lab Results; 7. Dynamic creation of grammatically correct text during assessment selections; 8. Assessment of performance status based on standard tables (Karnofsky, Lansky, ECOG); 9. Summaries of all physiological systems, vitals, lab results; 10. Management of medical prescription; 11. Audit tracking by operator, date and signature; 12. Ability to graph vital signs, labs and toxicities; and 13. Management of nursing, progress and assessment notes and graphical displays. 14. Note tab for patient encounters. 15. Documentation of Chief Complaint (CC), History of Present Illness (HPI, Plan and Impression (version 10.0 and higher). 16. Lab Order Support (version 10.0 and higher).	
		LICENSE: Clinical Assessment License for ONE (1) Varian System database	
		PREREQUISITES: 1. Varian System Database; 2. Patient Manager; and 3. ARIA compatible workstation in a networked environment.	
		CUSTOMER RESPONSIBILITY: 1. A properly networked environment (for detailed information on network requirements, refer to the ARIA Network Configuration Guidelines at	

Item	Qty	Product Description	Offer Price

http://www.varian.com/ARIA); and
2. ARIA-compatible hardware, if purchased by customer (for detailed information on hardware requirements, refer to http://www.varian.com/ARIA).

NOTE (S):
1. Clinical assessment is a site license which means only ONE (1) license is required per Varian System database. Patient Manager is a prerequisite in order to access Clinical Assessment. Depending on how many concurrent licenses of Patient Manager the site has will determine how many instances of Clinical Assessment can be used simultaneously.
2. Lab Order Interface is available as a separate purchasable option (v.10.0 and higher).

3.15 1 STD TRNG: Clinical Assessment Supp

Training is included with the purchase of the Clinical Assessment. Training plan details will be provided by the training management team as part of your project implementation process.

3.16 10 ARIA Dynamic Documents

DESCRIPTION
Dynamic Documents is a component of the Oncology Information System, ARIA, which allows clinical staff to create and store patient related documents within the electronic medical record (EMR). Dynamic Documents provides features to manage all documents by patient and includes a Documents Approval area to display all documents on a per user basis.

FEATURES:
1. Powered by Microsoft® Word™ (sold separately) to create, import, scan, fax, email, or print information from the patient's EMR;
2. Review and approve all pending patients' documents. Approval process locks the documents to any edits to preserve EMR integrity (user rights controlled);
3. Complete search and sort capabilities (filters by status, users, patients);
4. Create customized templates and documents to auto-populate selected fields with information from the information system database or enter free text;
5. Hyperlinks (Navigation tags) auto-populate documentation using selected functional areas from within the database;
6. Browse, view and print all or filtered documents;
7. Uses a file system to access all documentation for each patient; and
8. Uses Microsoft compatible systems (sold separately) to perform voice recognition to create patient documentation.

LICENSE(S): Dynamic Documents License for ONE (1) concurrent user.

PREREQUISITES:
1. Varian System Database License;
2. Patient Manager;
3. ARIA compatible workstation in a networked environment;
4. Microsoft Word 2000 or higher; and
5. Windows XP or Windows 2000 operating system installed on workstations.

This document is confidential and intended solely for the information and benefit of the immediate recipient and Varian

Item	Qty	Product Description	Offer Price

CUSTOMER RESPONSIBILITY:
1. User proficiency with Microsoft Word 2000 or 2003; only
2. Microsoft Word installed on workstations where Dynamic Documents is installed; and
3. ARIA compatible hardware. For detailed information on hardware requirements, refer to http://www.varian.com/aria.

NOTES:
1. Auto-population of information into the Documents is limited to patient demographics and basic RT summary information if Clinical Assessment is NOT installed;
2. With Clinical Assessment, the navigation tags defined in the document templates will auto-populate documents using the information from the appropriate functional areas of Clinical Assessment; and
3. Dynamic Documents and Document Manager CAN NOT co-exist within the same system. The user must choose to have one or the other.

3.17 1 STD TRNG: Dynamic Documents Support

Training is included with the purchase of the Dynamic Documents. Training plan details will be provided by the training management team as part of your project implementation process.

3.18 1 ARIA Patient Check-In

DESCRIPTION:
Patient Check-in is a component of the Oncology Information System, ARIA, which enables patients to check themselves into the system upon arrival to the department without the need for staff interaction. The application automatically changes the status of the patient in the database to "Checked-in" so it is visible to all staff when viewing the daily schedule in Time Planner or Machine Planner. Patient Check-in is in compliance with the HIPAA privacy requirements.

FEATURES:
1. Automated patient self check-in to the Oncology Information System;
2. Supports two modes of display, Patient Check-in or Patient Privacy;
3. Patient Check-in mode displays all daily appointments scheduled in the department;
4. Patient Privacy mode displays all appointments per patient based on his or her own distinguishable information such as SSN, ID, Last Name;
5. Customizable display of information on appointment screen; and
6. Supports bar code reader (purchased separately).

LICENSE(S): Patient Check-in License for ONE (1) concurrent user.

PREREQUISITES:
1. Varian System Database License;
2. Patient Manager;
3. ARIA compatible workstation in a networked environment; and
4. Windows XP or Windows 2000 operating system installed on workstation.

CUSTOMER RESPONSIBILITY:

This document is confidential and intended solely for the information and benefit of the immediate recipient and Varian

Item	Qty	Product Description	Offer Price

1. A properly networked environment (for detailed information on network requirements, refer to the Network Configuration Guidelines at http://www.varian.com/aria); and
2. ARIA compatible hardware, if purchased by customer (for detailed information on hardware requirements, refer to http://www.varian.com/aria).

3.19 1 PAVS for new 4DITC

DESCRIPTION:

Varian's Patient and Accessory Verification System (PAVS) provides users with enhanced verification of Patient Identification as well as non-machine verifiable accessories used for treatment. Therapists at the machine will achieve greater patient safety by disallowing system to beam-on until the patient's ID is verified through PAVS. Also, many accessories used for treatment are not electronically verifiable; however, since they are used in the normal course of patient treatment, PAVS will provide a mechanism for verifying their use for treatment

FEATURES:

1. Selection of Patient from Queue using Bar Code technology
2. Matching of selected patient and actual patient to be treated
3. Bar Code verification of customized accessories used for patient treatment
4. Customization of Bar Code labels
5. Also compatible with Varian Treatment for Elekta and Siemens
6. Compatibility with SRS cones (Only available with ARIA v.8.8 or higher).

HARDWARE INCLUDED:

1. TWO (2) Metrologic MS9540 Bar Code Scanners
2. ONE (1) Geffen Cat5-1000 VGA Extender with USB Inputs
3. ONE (1) 200 foot shielded video cable
4. ONE (1) A/B Video Switch
5. TWO (2) VGA Cables
6. One(1) Bar Code Printer ZEBRA LP2824
7. One (1) Labels for the Bar Code Printer ZEBRA LP2824

LICENSE: PAVS License for ONE (1) 4DITC Workstation.

PRE-REQUISITES:

1. 4D-Integrated Treatment Workstation v.8.1 or v.8.2
2. Varian Treatment for Elekta or Siemens v.6.6.5046 or higher
3. ARIA Patient Manager v.8.2 and higher
4. ARIA Patient Manager v.8.8 or higher for compatibility with SRS cones

NOTE (S):

1. Includes 90 Day Software Support Agreement covering software license
2. Hardware covered under Manufacturers supplied warranty

3.20 1 ARIA Outlook Sync

DESCRIPTION:

Outlook Sync is a component of the Oncology Information System, ARIA, which provides a user with the ability to synchronize an individual Time Planner agenda with his or her Microsoft Outlook calendar. Appointments and Tasks are shared

0077

This document is confidential and intended solely for the information and benefit of the immediate recipient and Varian

Item	Qty	Product Description	Offer Price

and updated between the applications.

FEATURES:
1. Appointments created in Time Planner or Outlook are copied to the other system;
2. Changes made in one system are reflected in the other after the synchronization process runs;
3. Synchronization runs automatically and also on-demand;
4. Time Planner hides the details of Outlook appointments designated as private; and
5. The customer can determine which system determines conflict resolution (if an appointment is modified in both systems between synchronizations).

LICENSE: Outlook Sync license for ONE (1) concurrent user.

PREREQUISITES:
1. Varian System database;
2. Time Planner;
3. ARIA-compatible workstation in a networked environment; and
4. Windows 2000 or XP operating system installed on workstation(s).

CUSTOMER RESPONSIBILITY
1. A properly networked environment (for detailed information on network requirements, refer to the Network Configuration Guidelines at http://www.varian.com/aria; and
2. ARIA-compatible hardware, if purchased by customer (for detailed information on hardware requirements, refer to http://www.varian.com/aria).

3.21 2 ARIA Chart QA

DESCRIPTION
Chart QA is a component of the Oncology Information System, ARIA, which allows clinical staff to review patient radiation therapy (RT) charts. Chart QA provides features to manage all patients currently on treatment and to review and approve their continuing course of treatment.

FEATURES:
1. Separate worklist to display a list of all patients currently undergoing treatment;
2. Summary workspace to display RT summary, sign off status, patient notes and alerts and review history;
3. Treatment workspace for users to review a patient's weekly course of treatment;
4. Review sign-off mechanism will automatically bill for rendered services using Activity Capture;
5. Complete search and sort capabilities (filters by status, users, patients or machines); and
6. Browse, view and print Chart QA documents, patient documents and reports.
7. Support for InVivo measurements

LICENSEs: Chart QA License for ONE (1) concurrent user.

PREREQUISITES:
1. Varian System Database;

This document is confidential and intended solely for the information and benefit of the immediate recipient and Varian

Item	Qty	Product Description	Offer Price

2. ARIA compatible workstation in a networked environment; and
3. Windows XP or Windows 2000 operating system installed on workstations.

CUSTOMER RESPONSIBILITY:
1. A properly networked environment (for detailed information on network requirements, refer to the Network Configuration Guidelines at http://www.varian.com/ARIA); and
2. ARIA compatible hardware. For detailed information on hardware requirements, refer to http://www.varian.com/aria.
3. The in-vivo interface is an additional purchasable option.

3.22 3 ARIA Offline Review

DESCRIPTION:
Off-line Review is a component of the Oncology Information System, ARIA. This image management component of the system provides comprehensive image review of reference and treatment images. Enhancement and analysis tools for both portal images (MV) and kV images acquired with the on-board imager are included.

FEATURES:
1. Automated image blending with reference and acquired treatment images;
2. Image filters for flexibility in enhancing critical anatomical structures;
3. Image enhancement tools including image contrast/brightness/sharpness adjustments, color maps, zoom/pan/rotate/flip, image annotation, and region of interest;
4. Image analysis tools for more precise patient positioning including measurements, digital graticule, grid, line/area/histogram of pixel values, cine, image split, spyglass, and color blending;
5. Wizard driven manual, automatic and correlated points quantitative comparative matching analysis of acquired or imported reference, portal (MV)
6. Wizard driven manual, automatic and correlated points quantitative comparative matching analysis of coherent kv images acquired using the On Board Imager;
7. Image approval and status changes with messaging back to Treatment;
8. Display and navigation of patient notes and alerts;
9. Statistical trends and analysis graphing tools for tracking patient positioning changes;
10. Worklist for streamlined process of image review with customizable image selection filters;
11. Patient Viewing allows viewing of multi-modality diagnostic images simultaneously (supported up to ARIA for Radiation Oncology v.8.5); and
12. Folder Viewing enables the user to create reference folders for imaging studies.
13. Course and Session timeline navigation
14. Viewing of Cone Beam CT (CBCT) Images via DICOM import.
15. Image review of Simulator images, (match not supported).
16. Concurrent viewing of multiple image sessions. (any 2 days)
17. Delta Couch Support for plan values (starting in version 10).

LICENSE: Off-line Review license for ONE (1) concurrent user.

PREREQUISITES:

This document is confidential and intended solely for the information and benefit of the immediate recipient and Varian

Item	Qty	Product Description	Offer Price

1. Varian System Database;
2. Image server hardware (For a detailed description of hardware requirements, please refer to: http://www.varian.com/aria);
3. ARIA compatible workstation in a networked environment; and
4. XP operating system installed on workstation.

3.23 1 INCL ED: Clinical Implementation Course

This training event is provided with the initial purchase of the Varian System Database with a minimum configuration including the Patient Manager, Time Planner and Off-Line Review modules. This training event does not apply to subsequent purchases to expand system after the initial platform is installed and trained. If these circumstances apply, this training item is not valid.

- Includes (1) tuition and material for classroom training event.
- Customer is responsible for all travel expenses (airfare, hotel, rental car, meals and travel incidentals).
- Standard Training is non-refundable and non-transferable.
- Offer is valid for 18 months after installation of product.

Prerequisites
1. Purchase of the Varian System Database
2. Minimum configuration must include Patient Manager, Time Planner and Off-Line Review

Length & Location:
3 days
Varian Education Center, Las Vegas, NV

3.24 1 CONSULT: Paperless Implement Support
CLINICAL CONSULTING: Paperless Implementation Support

The consulting engagement will include an initial visit to: 1) review and analyze clinical and business workflow and 2) review and verify customer expectations for "future" processes. The consultant will provide:

1. Consulting report prior to implementation identifying:
- Executive summary of consultants' findings and recommendations based on understanding of current processes.
- Areas of change management challenges/opportunities related to site specific workflows.
- Recommendations for workflows and change management strategies to address site specific challenges and opportunities.
- The initial report will be reviewed remotely via conference call with key clinic personnel to discuss workflow processes and potential change management opportunities and recommendations.
2. Implementation assistance and collaboration with other Varian personnel to address site specific clinical implementation requirements.
3. System configuration support for customizations of system administration to support customer workflow processes. Creation of 3 customer specific dynamic documents.

This document is confidential and intended solely for the information and benefit of the immediate recipient and Varian

Item	Qty	Product Description	Offer Price

4. The consultant will collaborate with Varian training staff to support consistency of training approach to the agreed upon process implementation plan.
5. Pre-implementation site visit for customized system configuration support of Clinical Assessment and Dynamic Documents.
6. One follow-up meeting via conference call with key clinical staff post implementation to identify further change management strategies and process improvements.

Customer Responsibilities:
1. Dedicated time from System Administrator, Manager, Nurse, Physician and 1 to 2 other key clinical staff who are expert users in MS Word to work with the Consultant.
2. Identified site champion to lead the transition to paperless environment
3. Electronic copies of all forms in the format of MS Word.
4. Active participation of staff in all product training events.
5. Identify key management and clinical staff (specifically in areas of nursing and oncologists) to communicate and promote process change within the organization.

Prerequisites:
1. Purchase of ARIA with Clinical Assessment and Dynamic Documents
2. Compatible version of Microsoft office on all document workstations
3. Point of care workstations with electronic signature pad or tablet PC's with signature capability
4. Scanner(s) and fax server
5. Adequate number of workstations to allow easy access to EMR with hardware that meets or exceeds Varian specifications to run ARIA software.

If additional work is required beyond the scope of this proposal, additional Clinical Consulting hours can be purchased at price of $395.00 per hour.
Services must be completed within 6 months of the initial consulting on site assessment visit.

3.25 1 **CONSULT: ARIA Installation New Site**
CLINICAL CONSULTING: ARIA Installation at New Clinical Site

The consulting engagement will include an initial visit to: 1) review and verify customer goals and 2)review and verify customer expectations for "future" processes, optimized for the customer's workflow. The consultant will provide:

1. Consulting report prior to implementation identifying:
- Executive summary of consultants' findings and recommendations.
- "Future state" process maps that are customized to agreed upon processes for the organization.
- Areas of change management challenges/opportunities related to site specific workflows.
- Recommendations for workflows and change management strategies to address site specific challenges and opportunities.
- The initial report will be reviewed remotely via conference call with key clinic personnel to discuss "future state" processes and potential change management opportunities and recommendations.
2. Implementation assistance and collaboration with project management to

This document is confidential and intended solely for the information and benefit of the immediate recipient and Varian

Item	Qty	Product Description	Offer Price

address site specific clinical implementation requirements.
3. Customized configuration of system within Data Administration to support customer "future state" processes and unique workflows.
4. The consultant will collaborate with Varian training staff to support consistency of training approach to the agreed upon process implementation plan.
5. Pre-implementation site visit for final review of "future state" processes and verification of system and data administration configuration and change management support.

Customer Responsibilities:
1. Dedicated time from 3-5 key staff during on-site visit and remote meetings.
2. Use of meeting room for Varian staff during on-site visit.
3. Active participation of staff in all product training events.
4. Identify key clinical and management staff to communicate and lead process change within the organization.

Prerequisites:
1. Purchase of Varian Database System

If additional work is required beyond the scope of this proposal, additional Clinical Consulting hours can be purchased at price of $395 per hour.
Services must be completed within 6 months of the initial consulting on site assessment visit.

Section 4 Eclipse Treatment Planning System

4.01 1 Eclipse Server Licenses-Inspiration
Eclipse Server Licenses-Inspiration Configuration

Description:
Site configuration for Eclipse integrated with ARIA.

PRE-REQUISITES:
1. Server with VARIS Vision (ARIA).
2. Local Area Network (1 Gb recommended, 100 Mb required)

FEATURES:
1. DICOM 3.0 CT/MR Image Import Server License
2. DICOM RT Server License
3. Integrated Health Enterprise Radiation Oncology
4. RTOG DICOM Export
5. DICOM Print

CUSTOMER RESPONSIBILITY:
- A properly networked environment (for detailed information on network requirements, refer to the Oncology Systems Network Configuration Guidelines at

This document is confidential and intended solely for the information and benefit of the immediate recipient and Varian

Item	Qty	Product Description	Offer Price
		http://www.varian.com/us/oncology/services_and_support/hardware_specifications/	
4.02	1	**Color Laser Printer**	
4.03	1	**Planning for Varian Clinac** Description: This includes a site LMC license for a Varian Clinac FEATURE(S): 1. Leaf motion calculation software for multiple-static-segment delivery on a Varian Clinac. LICENSE(S): 1. LMC for Varian Clinac PRE-REQUISTE(S): 1. Latest software version must be installed on each Eclipse in the network 2. Interactive IMRT Plannng and/or Electronic Surface Compensation	
4.04	1	**Eclipse IMX SFW - Primary** Eclipse IMX SFW - Primary Description: A software package for an Eclipse Integrated Treatment Planning optimized for IMRT planning. FEATURE(S): 1. Base treatment planning software which includes multi-modality image support including PET contouring, image registration and blending, clinical protocols, advanced segmentation, virtual simulation, beam placement, plan evaluation, electronic plan approval, electronic chart and configurable printing of plan documentation. 2. 2D and 3D dose calculation on a distributed calculation framework including beam configuration, IRREG, 3D conformal and field in field planning using Anisotropic Analytical Algorithm (AAA) or pencil beam convolution, and electron calculation using Generalized Gaussian Pencil Beam 3. 2D BrachyVision for film based brachytherapy planning 4. IMRT Planning package including beam angle optimization, Interactive IMRT optimization, electronic surface compensation and planar compensation. Support either split carriages or large-field IMRT. Planning for frameless IMRS. 5. Virtual Simulation Laser Interface 6. Eclipse Beam Data available at www.my.varian.com. 7. IMRT Planning support available with a Varian TrueBeam includes leaf motion calculation algorithm integrated to the Eclipse Distributed Calculation Framework (DCF) to support both the sliding window (leaves move while radiation is ON) and multiple static segments (leaves move while radiation is paused and are static while radiation is ON). (This is available in v10.0 and with a Varian TrueBeam). LICENSE(S): One (1) set of license of the above features PRE-REQUISITE(S): 1. An Eclipse Calculation Workstation must be on order with this package (this	

This document is confidential and intended solely for the information and benefit of the immediate recipient and Varian

Item	Qty	Product Description	Offer Price
		workstation must be purchased from Varian Medical Systems).	
		OTHER(S): 1. User and Configuration Manuals on CD (1 set) 2. One-year initial software support per RAD2750A	
4.05	1	**INCL ED: Eclipse Administration**	
		- Includes Tuition and Materials for ONE person. - Customer is responsible for all travel expenses: airfare, hotel, rental car, meals and travel incidentals. - Training is non-refundable and non-transferable. - Offer is valid for 18 months after installation of product. The Eclipse Administration and Physics course provides training for primarily Physicists. Depending on the facility course may be applicable to Dosimetrists and others responsible for initial system configuration and routine administration of Eclipse. The administration component of the course will focus on networking, system structure, management of user accounts and routine data backup. Physics part of the course will cover beam data requirements for the Eclipse treatment planning system. It will also include sections on photon and electron beam algorithms. A portion of the instruction time will be devoted to an overview of basic operation of Eclipse external beam planning workspace. Prerequisites: - New user, Medical Physicist Education Length: 5 days For detailed course information and on-line registration, visit the Varian website at http://www.varian.com/index.html.	
4.06	1	**INCL ED: Eclipse Operations**	
		- Includes Tuition and Materials for ONE person. - Customer is responsible for all travel expenses: airfare, hotel, rental car, meals and travel incidentals. - Training is non-refundable and non-transferable. - Offer is valid for 18 months after installation of product. The Eclipse Operations course provides an initial training for Dosimetrist, Physicists and others responsible for daily use of the treatment planning system in the clinical environment. The course will provide an overview of Eclipse structure, graphical user interface, different workspaces and tasks. The focus will be on the import of CT data, image registration, structure segmentation, creation and edits of plans, fields and beam modifiers and evaluation of plans. Other topics include 2D planning using the digitizer and irregular field planning, simply brachytherapy and export to the record and verify	

0100

This document is confidential and intended solely for the information and benefit of the immediate recipient and Varian

Item	Qty	Product Description	Offer Price
		system. 3rd party software is also covered. Prerequisites: - Experience with and knowledge of treatment planning - Basic knowledge of computers and the Windows Operating system Length & Location: 5 days Varian Education Center, Las Vegas, NV For detailed course information and on-line registration, visit the Varian website at http://www.varian.com/index.html.	
4.07	1	**INCL ED: Eclipse IMRT Admin Physics** INCLUDED EDUCATION: Eclipse IMRT Administration & Physics - Includes Tuition and Materials for ONE person. - Customer is responsible for all travel expenses: airfare, hotel, rental car, meals and travel incidentals. - Course is non-refundable and non-transferable. - Offer is valid for 18 months after installation. The course will cover IMRT planning with the Eclipse System and the delivery of IMRT using Varian dMLC. The Varian IMRT solution will be presented during the course, including the integration into the ARIA System. Course designed for the Physicist. Part ONE will cover the use of the Eclipse IMRT software encompassing the full treatment planning process with typical clinical case demonstration. Topics include IMRT planning algorithms, interfacing with other devices, definition of optimization parameters, QA parameters, and system commissioning. Part of the training course is reserved for hands-on training to covers typical clinical cases. A guest speaker will present on the use of IMRT planning in the clinical environment, clinical outcomes of IMRT, and radiobiological considerations (DVH, partial DVH, dose volume constraints). Part TWO covers delivery methods. Topics covered include a detailed description of the MLC hardware, the MLC and Clinac control systems for dynamic dose delivery, dMLC QA issues, and patient related QA procedures. Prerequisites: - Attendance of Eclipse Administration and Physics Course and/or Eclipse Operations Course; - 2-3 month routine clinical use of Eclipse recommended Length: 5 days For detailed course information and on-line registration, visit the Varian website at http://www.varian.com/index.html. . Course is approved for Category "A" ASRT and MDCB continuing education credits.	

This document is confidential and intended solely for the information and benefit of the immediate recipient and Varian

Item	Qty	Product Description	Offer Price
4.08	1	**INCL ED: Eclipse IMRT Ops** INCLUDED EDUCATION: Eclipse IMRT Operations - Includes Tuition and Materials for ONE person. - Customer is responsible for all travel expenses: airfare, hotel, rental car, meals and travel incidentals. - Course is non-refundable and non-transferable. - Offer is valid for 18 months after installation. The Eclipse IMRT Operations course provides instruction on inverse treatment planning with the Eclipse System. Course is designed for the Physicist and Dosimetrist. Course will cover the entire IMRT treatment planning process demonstrated on clinical cases such as prostate, breast and head and neck. Other topics covered are theory behind IMRT, contouring for IMRT, objectives and constraints, verification plan, data export and image registration. Majority of the course is reserved for hands-on application. Prerequisites: - Attendance in the Eclipse Operations course - Recommend 2-3 month routine clinical use of Eclipse prior to course attendance. Length & Location: 4 days Varian Education Center, Las Vegas, NV For detailed course information and on-line registration, visit the Varian website at http://www.varian.com/index.html. . Course is approved for Category "A" ASRT and MDCB continuing education credits.	
4.09	1	**STD TRNG: Eclipse** Training is included with the purchase of Eclipse. Training plan details will be provided by the training management team as part of your product implementation process.	
4.10	1	**Eclipse IMX SFW - Additional** Description: An additional software package for an Eclipse Integrated Treatment Planning optimized for IMRT planning. FEATURE(S): 1. Base treatment planning software which includes multi-modality image support including PET contouring, image registration and blending, clinical protocols, advanced segmentation, virtual simulation, beam placement, plan evaluation, electronic plan approval, electronic chart and configurable printing of plan documentation. 2. 2D and 3D dose calculation on a distributed calculation framework including beam configuration, IRREG, 3D conformal and field in field planning using Anisotropic Analytical Algorithm (AAA) or pencil beam convolution, and electron calculation using Generalized Gaussian Pencil Beam	

This document is confidential and intended solely for the information and benefit of the immediate recipient and Varian

Item	Qty	Product Description	Offer Price
		3. 2D BrachyVision for film based brachytherapy planning 4. IMRT Planning package including beam angle optimization, Interactive IMRT optimization, electronic surface compensation and planar compensation. Support either split carriages or large-field IMRT. Planning for frameless IMRS. 5. Virtual Simulation Laser Interface 6. IMRT Planning support available with a Varian HET includes leaf motion calculation algorithm integrated to the Eclipse Distributed Calculation Framework (DCF) to support both the sliding window (leaves move while radiation is ON) and multiple static segments (leaves move while radiation is paused and are static while radiation is ON). (This is available in v10.0 or higher and with a Varian HET). LICENSE(S): One (1) set of license of the above features PRE-REQUISITE(S): 1. An Eclipse Calculation Workstation must be on order with this package (this workstation must be purchased from Varian Medical Systems). OTHER(S): 1. User and Configuration Manuals on CD (1 set) 2. One-year initial software support per RAD2750A	
4.11	1	**Eclipse SV SFW - Additional** Description: An additional software package for an Eclipse Integrated Treatment Planning optimized for the physician's desktop. FEATURE(S): 1. Base treatment planning software which includes multi-modality image support including PET contouring, image registration and blending, clinical protocols, advanced segmentation, virtual simulation, beam placement, plan evaluation, electronic plan approval, electronic chart and configurable printing of plan documentation. 2. Virtual Simulation Laser Interface LICENSE(S): One (1) set of license of the above features PRE-REQUISITE(S): 1. An Eclipse Calculation or Non-Calculation Workstation must be on order along with this package (this workstation must be purchased from Varian Medical Systems). OTHER(S): 1. User and Configuration Manuals on CD (1 set) 2. One-year initial software support per RAD2750A	

This document is confidential and intended solely for the information and benefit of the immediate recipient and Varian

Item	Qty	Product Description	Offer Price
4.12	1	**Portal Dosimetry Package**	

Portal Dosimetry Package
Description:
This includes one (1) each of Dose Image Acquisition and Dosimetry Review licenses and an additional Eclipse Dose Calculation license.

FEATURES:
1. Provides capability to perform pre-treatment IMRT QA.
2. Provides the ability to generate dose prediction images with the Eclipse planning system, to acquire dose images with the PortalVision electronic imager, and the ability to view and evaluate the correlation between images.
3. Provides automatic calculation of dose images for RapidArc® radiotherapy technology or conformal-arc IMRT treatment fields, which become part of the verification plan for a treatment. (This is available in v10.0 or higher and Eclipse RapidArc Planning License is present.)

LICENSE(S):
1. One (1) Portal Dosimetry license (Dose Image Acquisition at one PortalVision, and one Varian Dosimetry Review license)
2. One (1) Eclipse Portal Dose Calculation license

PRE-REQUISITES:
1. Eclipse 3D Treatment Planning System (not including Eclipse SV)
2. PortalVision amorphous silicon imaging system
3. Compatible version of Varian Information Management system, or
4. Compatible version of Varian Image Management system
5. Dedicated Varian Image management server hardware.

4.13	1	**INCL ED: Portal Dosimetry**	

- Includes Tuition and Materials for ONE person.
- Customer is responsible for all travel expenses (airfare, hotel, rental car, meals and travel incidentals), unless otherwise stated.
- Course is non-refundable and non-transferable.
- Offer is valid for 18 months after installation.

The Portal Dosimetry course will cover commissioning, calibration and operation of Portal Dosimetry system. Course intended for the Physicist.

Topics covered include introduction to Portal Dosimetry system covering hardware and software, Portal Dosimetry calibration, acquisition of portal dose images for dynamic delivery, analysis of portal dose images and recommended QA tests. Course curriculum includes practical exercises with live beam using aSi1000 Portal imager.

Prerequisites:
- User of Varian PortalVision system, basic knowledge of Vision system
- Attendance in the Eclipse Administration and Physics course
- Recommend attendance in the Eclipse IMRT Administration and Physics course
- Clinical IMRT experience

Length

This document is confidential and intended solely for the information and benefit of the immediate recipient and Varian

Item	Qty	Product Description	Offer Price
		2 Days	
		For detailed course information and on-line registration, visit the Varian website at http://www.varian.com/index.html. .	
4.14	1	**Eclipse RapidArc Planning License 1st** DESCRIPTION: This includes one (1) Eclipse Dose Dynamic Arc module for RapidArc planning FEATURE(S): 1. Eclipse Dose Dynamic Arc option for RapidArc planning supports dynamic arc treatments produced through volumetric dose optimization. 2. This option uses Dynamic MLC, variable dose rate, and variable gantry speed to generate intensity modulated dose distributions in optimized arcs. 3. Supports coplanar and non-coplanar arcs. 4. Supports full arcs, partial arcs and avoidance sectors. 5. Automated determination of number of arcs and number of isocenters for large targets. (This is available in v10.0 or higher.) 6. Simple collision detection rules. (This is available for v10.0 or higher.) 7. Automatic Normal Tissue Objective. (This is available for v10.0 or higher.) 8. Mean dose objective. (This is available for v10.0 or higher.) LICENSE(S): 1. Eclipse Dose Dynamic Arc software option and license 2. Conformal Arc for dMLC PRE-REQUISITE(S): 1. Eclipse version 8.6 or higher must be installed on all Eclipse workstations in the network 2. Interactive IMRT Planning on Eclipse workstations 3. Varian Linear Accelerator with RapidArc Delivery 4. Minimum hardware requirements as per http://www.varian.com/us/oncology/services_and_support/hardware_specifications/	
4.15	1	**INCL REMOTE TRNG: Eclipse RapidArc Upg**	
4.16	1	**INCL ED: Rapid Arc Operations** - Includes Tuition and materials for ONE person. - Attendees will be responsible for their own, airfare, hotel, rental car, meals and other travel incidentals. - Training is non-refundable and non-transferable. - Offer is valid for 18 months after installation of product. The Rapid Arc course provides instruction on Rapid Arc planning. The target audience for the class is anyone involved with treatment planning, specifically Dosimetrists. The course will provide instruction in the treatment planning principles and knowledge to support planning in Rapid Arc. The lab portion will provide hands-on	

This document is confidential and intended solely for the information and benefit of the immediate recipient and Varian

Item	Qty	Product Description	Offer Price
		Rapid Arc planning experience under the guidance of a Varian instructor. Prerequisites: - Must observe prerecorded Rapid Arc Operations Live Meeting prior to class attendance - Experience with and knowledge of Eclipse IMRT treatment planning - Basic knowledge of computers and the Windows Operating system Length & Location: 1 1/2 days Varian Education Center, Las Vegas, NV	
4.17	1	**Eclipse Calculation Workstation** Dell Precision Workstation with dual quad core processors, and flat panel monitor NOTE: Varian reserves the right to upgrade the hardware to the current model available at time of shipment.	
4.18	1	**Eclipse Non-Calculation Workstation** Dell OptiPlex Workstation with single processor, and flat panel monitor NOTE: Varian reserves the right to upgrade the hardware to the current model available at time of shipment.	
4.19	1	**Small / Medium TPS Rack Server Package** This hardware meets the recommended specification for v10.0 or higher. The Medium Rack TPS Server Package consists of the following: (2U) Rack Mount Chassis Varian currently provides state-of-the-art Intel® Multi-Core Xeon® Processors with this DELL® server. Redundancy is achieved with RAID 1 (OS & APP), RAID 5 (DB & DB LOG), and RAID 5 (DB Dumps and Image Directory). LTO external tape autoloader, tapes, and software are included for backup. – 2U Rack mount chassis Full Height Server Rack Varian currently provides the Dell™ PowerEdge™ 42U Server Rack with KVM switch, UPS, monitor, keyboard and mouse. NOTES: Varian reserves the right to upgrade this server's hardware to the then current model available at time of shipment. Varian will not be responsible for service or support for any customer purchased computer hardware or software. For a detailed description of our hardware recommendations, please refer to the Varian website: http://www.varian.com/hardwarespecs.	

This document is confidential and intended solely for the information and benefit of the immediate recipient and Varian

VARIAN medical systems

Quotation

YXB20110519-001B

Grand Strand Regional Medical, Myrtle Beach, SC

Item	Qty	Product Description	Offer Price

Quotation Total $	2,812,533.00

There may be radiological regulatory requirements applicable to possessing and/or operating radiation generating machines. Varian takes no responsibility regarding local radiation safety requirements. These requirements are the customer's responsibility.

Terms & Conditions of Sale

This offer is subject to credit approval and is exclusive of any applicable sales taxes or duties.

If Customer chooses to pay by credit card, a four percent (4%) service fee will be added.

FINANCING AVAILABLE: For lease and finance plans, call Tony Susen, Director - Varian Customer Finance, at (508) 668-4609.

0084

This document is confidential and intended solely for the information and benefit of the immediate recipient and Varian

VARIAN medical systems

VARIAN MEDICAL SYSTEMS, INC.
3100 Hansen Way, Palo Alto, CA 94304
("Varian")

Terms and Conditions of Sale

1. Applicable Terms and Conditions

These Terms and Conditions of Sale, including any exhibits, schedules, addenda, and other attachments (collectively, the "**Agreement**"), shall govern Varian's furnishing of all products ("**Products**"), including hardware products manufactured by Varian ("**Varian Hardware**"), third party hardware products ("**Non-Varian Hardware**") (Varian Hardware and Non-Varian Hardware are collectively referred to as "**Hardware Products**"), application software products created or licensed by Varian under the Software Schedule or provided to Customer by Varian under the terms of the Support Schedule, if any ("**Varian Software**"), third party software products that are not part of a Varian Product ("**Non-Varian Software**") (Varian Software and Non-Varian Software are collectively referred to as "**Software Products**"), Varian warranty work and services provided under the Support Schedule and interface development and other customized service work provided under the Professional Services Schedule ("**Varian Services**"), and third party services ("**Non-Varian Services**") (Varian Services and Non-Varian Services are collectively referred to as "**Services**"), each identified in the applicable Varian quotation ("**Quotation**") issued to the customer identified in such Quotation ("**Customer**"). The Software Schedule, if applicable, shall govern all Software Products other than firmware and operating system software loaded on Varian Hardware. The Support Schedule, if applicable, shall govern all warranty work and non-warranty service. The Professional Services Schedule, if applicable, shall govern all medical oncology software interface development and other customized services. The Oncology Systems Schedule ("**OS Schedule**") shall apply to Oncology Systems division products; the BrachyTherapy Schedule ("**BT Schedule**") shall apply to BrachyTherapy products; the X-Ray Products Schedule ("**XRP Schedule**") shall apply to X-Ray Products division products; and the Security and Inspection Products Schedule ("**SIP Schedule**") shall apply to Security and Inspection division products. While Varian may acknowledge receipt of a purchase order issued by Customer by signing and returning it, any Customer terms and conditions in any specific order documentation, preprinted or otherwise, shall be inapplicable and shall not modify this Agreement.

2. Quotations and Prices

(a) A Quotation shall expire at the end of the period identified in the Quotation, or if none is stated in the Quotation, the Quotation shall expire sixty (60) days from the date of issuance. A Quotation to a non-U.S. customer shall be considered a solicitation for an offer to purchase. (b) Varian's prices exclude, and Customer shall be responsible for, all taxes or levies of whatever nature arising out of or in connection with this Agreement, including the sale, delivery, ownership, or use of the Products or performance of the Services, but excluding taxes based on Varian's net income. If Customer asserts that any transaction under this Agreement is tax exempt, Customer shall provide to Varian a tax or levy exemption certificate acceptable to the taxing or levying authority. (c) Varian's acceptance of any order and Varian's performance are expressly conditioned upon Customer's compliance with all applicable codes, regulations, and recommendations of competent health or radiation-protection authorities affecting Products or installation and use of the Products, including obtaining all required permits, and Varian's approval of Customer's credit. Customer acknowledges that Varian has notified Customer that there are regulatory requirements associated with possession and use of radiation-generating devices. Prior to installation of a radiation-generating device Customer must apply for and obtain approval for installation of the device from the appropriate local and/or state radiological regulatory agency and must provide Varian with a copy of the approval form to verify that the required authorization has been obtained prior to the transfer of the radiation-generating device. (d) Customer shall disclose the dollar value of any discounts or reductions in price for the Products and Services furnished by Varian in Customer's costs claimed or charges made to Medicare, Medicaid, and any other federal, state, or local program providing reimbursement to Customer.

3. Payment

The payment schedule and payment terms are set forth in the Quotation, provided, however, that if a Product is not installed within six (6) months after delivery to Customer and such delay is not due to the fault of Varian, then all remaining unpaid balances shall become immediately due regardless of the payment schedule in such Quotation or contract. Varian may charge interest for past due balances at a rate of the lesser of one percent (1%) per month or the maximum amount permitted by applicable law. For partial shipments, Products will be billed when shipped (for example, if Customer orders two linear accelerators on one Quotation to be installed on different dates, then Varian may bill as set forth in the Quotation when the first accelerator and accessories are installed). Varian may cancel or delay delivery of Products when Customer's payments are late under any orders with Varian. Varian shall retain a purchase money security interest in all Products and the proceeds thereof until Customer has made payment in full to Varian of all sums due, including late fees and collection costs. Customer agrees to execute any financing statements or other documents requested by Varian, which may be reasonably necessary to perfect such security interest.

4. Cancellations and Modifications

Deposits or down payments, if any, are non-refundable. No Product order accepted by Varian may be terminated, canceled, or modified by Customer except by prior mutual agreement in writing. Where Customer breaches this clause, Customer shall forfeit its deposit or down payment, or if no deposit or down payment was made, shall pay to Varian all damages reasonably incurred by Varian. This Section shall not limit, and Varian shall be entitled to pursue, any other remedies that it may have under the law or in equity. Termination of Service orders shall be governed by the Support Schedule.

5. Use Restrictions

Customer shall not decompile, disassemble, or reverse engineer any part of a Product except to the extent such prohibition is void under applicable law. Customer must ensure that anyone with authorized access to the Products will comply with the provisions of this Agreement.

The following shall apply to all Firmware and Operating Systems (as defined below) and Software Products licensed to Customer under this Agreement. Nothing in this Section shall prohibit Customer from allowing hospitals and healthcare workers affiliated with Customer from using the Products if they have the requisite training or experience to do so. Without the written consent of Varian, Customer may not (i) sublicense, sell, lease, rent, timeshare, distribute, or otherwise attempt to transfer its license to such software and/or Documentation to any other person or entity; or (ii) use the such software in a facility management or Service Bureau manner or permit third parties to access the such software over the internet or through an application service provider model. "Service Bureau" means an arrangement pursuant to which

(i) third parties are permitted to access and use such software, directly or indirectly, by any means to process their own data or (ii) Customer uses such software to process the data of any third party. Except to the extent that these restrictions are void under applicable law, Customer shall not (i) copy, print, alter, or translate such software, (ii) circumvent any usage or other restrictions imposed by any license manager, (iii) create any derivative work based on such software, or (iv) use such software for application development purposes. Customer agrees that these provisions shall also apply to any copies of such software that Customer acquires from third parties. Customer agrees that it shall not use any part of such software apart from the hardware or software Product with which it was intended to operate.

6. Firmware and Operating Systems

The Product may contain internal system code that executes below the external user interface and which is integral to the operation of the Product ("Firmware"), as well as operating system software ("Operating Systems"). Varian or its licensors own all Firmware and Operating Systems. Except where such Firmware or Operating System is owned by a third party which licenses it directly to Customer, Varian hereby grants Customer, only for so long as Customer shall own the Product, a limited, personal, non-transferable, non-exclusive license to use the applicable Firmware and Operating System as part of the normal operation and maintenance of the Product.

7. Proprietary Notices, Trademarks, Logos, and Trade Names

Varian or Varian's suppliers or licensors own all right, title, and interest (including without limitation all intellectual property rights) in and to all drawings, designs, specifications, manuals, and software furnished by Varian to the Customer. Customer shall not remove, alter, or obscure any copyright, trademark, trade secret, government restricted rights, or other proprietary or confidentiality notices or legends from any copy of such materials and software that are (i) placed or embedded by Varian or its suppliers or licensors in the software, (ii) are displayed when the software is run, or (iii) are applied to the Products, their packaging, labels, or any other materials provided under this Agreement. All trademarks, logos, and trade names displayed on the Products and any related documentation are the property of Varian or third parties, and Customer shall not use them without the prior written consent of Varian or the third party that owns them.

8. Confidential Information

Each party ("Recipient") may be exposed to certain information of the other party ("Discloser") which is confidential to the Discloser and is valuable to Discloser and not generally known to the public ("Confidential Information"). Notwithstanding the foregoing, information shall not be Confidential Information unless, if disclosed in writing, it is conspicuously marked "Confidential" or bears some similar marking, or, if disclosed orally or by observation, its confidential nature is stated by the Discloser at the time of disclosure and confirmed in writing to the Recipient within fourteen (14) days after the disclosure. Except as expressly and unambiguously allowed in this Section, Recipient will hold Discloser's Confidential Information in confidence and will treat Discloser's Confidential Information with the same degree of care taken to protect its own similar confidential information but in no event with less than reasonable care. Recipient further agrees to limit disclosure of such information to those of its directors, employees, contractors, and agents who have a need for such information to effect the use permitted under this Agreement and who are bound under a written agreement to keep such information confidential. For purposes of this Agreement each party's standard director or employee agreement covering confidential information issues will satisfy this requirement with respect to such directors or employees. Recipient will not be required to protect or hold in confidence any information which: (1) becomes publicly known through no wrongful act or omission of Recipient; (2) was previously disclosed by Discloser to Recipient without indication of confidentiality; (3) becomes known to Recipient, without confidential restriction from a third party unless Recipient had or should have had knowledge of its confidentiality; (4) is approved by Discloser for disclosure without restriction in a written document which is signed by a duly authorized officer of the Discloser; or (5) is independently developed by Recipient without use of Discloser's Confidential Information. Disclosure of Confidential Information will not be precluded by this Section if such disclosure is: (a) necessary to establish rights under this Agreement (subject to Recipient's obligation at its expense to make a good faith attempt to obtain a protective order prior to such disclosure); or (b) required by law or regulation or in response to a valid order of a court or request of other governmental body of a country or political subdivision thereof, provided that Recipient notifies Discloser of such order on a timely basis and if possible prior to such disclosure. All Confidential Information, including copies made by Recipient, will remain the property of Discloser. The obligations of confidentiality imposed by this Agreement shall survive any termination of this Agreement. This Section shall not apply to any Confidential Information covered by a separate Business Associate Agreement between the parties.

9. Warranty

Warranty for Hardware Products: See the applicable OS Schedule, BT Schedule, XRP Schedule, or SIP Schedule.

Warranty Remedies: See the applicable OS Schedule, BT Schedule, XRP Schedule, or SIP Schedule.

Warranty for Software Products and Services: Warranties for Software Products, excluding Firmware and Operating Systems loaded on Varian Hardware, and Services, if any, shall be as set forth in the Software Schedule and Support Schedule, respectively.

Exclusions from Coverage: Any warranty claim, support claim, or liability is excluded where such claim or liability is not caused by Varian and arises out of (1) accident, theft, misuse, or neglect; (2) use of the Products outside of normal operating conditions, specifications, or environment or in a manner not authorized by Varian as set forth in the applicable Product documentation or written instructions from Varian; (3) lack of routine care or maintenance as indicated in any Varian operating or maintenance instructions, or maintenance by an unauthorized third party service provider; (4) user modification of any Product; (5) computer viruses and other changes to the operating system or environment which adversely affect the Product; (6) defects, problems, or failures created by third party products (except those comprising parts or components of Varian Products) or their interface with Varian Products; (7) acts of God, electrical power surges, or other causes external to the Products, or (8) latent defects discovered after the expiration of the applicable warranty period.

Third Party Product Terms and Warranties: Except as otherwise set forth in this Agreement, third party products that are integrated into Varian Products and not separately indentified in the Quotation shall be covered by the warranty or support applicable to such Varian Product. All other third party products may be delivered to Customer with such third party supplier's usage guidelines and restrictions, software licenses, warranties, and/or other terms, if any, and Customer must agree to such guidelines, restrictions, licenses, warranties, and terms except as it negotiates directly with the manufacturer or authorized distributor of such products. In no event shall Varian have any liability with respect to such third party equipment, accessories, software, or warranties provided by such other suppliers, nor shall Varian have any liability for failure of such suppliers to perform on their warranties.

EXCLUSIONS OF IMPLIED WARRANTIES: THESE LIMITED WARRANTIES ARE EXPRESSLY IN LIEU OF AND EXCLUDES ALL OTHER EXPRESS OR IMPLIED WARRANTIES, REPRESENTATIONS, OR CONDITIONS, INCLUDING BUT NOT LIMITED TO WARRANTIES OF MERCHANTABILITY AND OF FITNESS FOR A PARTICULAR PURPOSE.

10. Intellectual Property Infringement

Varian shall defend, at its expense, any third party claim brought against Customer that the design or manufacture of any Varian Hardware or Varian Software furnished by Varian to Customer under this Agreement infringes any patents or other intellectual property rights of (1) the country where Customer takes delivery of the Product if such country is the United States, Canada, Japan, Switzerland, or any of the fifteen (15) original members of the European Union (namely, Austria, Belgium, Denmark, Finland, France, Germany, Greece, Ireland, Italy, Luxembourg, the Netherlands, Portugal, Spain, Sweden, and the United Kingdom), or (2) the United States where Customer takes delivery of the Product in a country not listed earlier in (1) ("Claim"), and shall pay any settlement and any damages, costs, and attorneys' fees finally awarded against Customer arising out of a Claim. The foregoing is conditioned upon Customer (a) notifying Varian immediately in writing of the Claim; (b) giving Varian sole control of the defense, management, and settlement of the Claim, provided that Customer may participate in such defense at its own cost with counsel of its choice if it gives Varian such control; and, (c) upon request, at Varian's cost, reasonably cooperating with Varian in such defense. Varian shall not enter into any settlement imposing liability on Customer for which Customer is not indemnified without Customer's written consent. If (1) such Product's use is enjoined as a result of any Claim, or (2) in Varian's opinion, such Product is likely to become subject to a Claim, Varian may, at its expense and sole option, (a) modify the Product so that it becomes non-infringing; (b) procure for Customer the right to continue to use the Product; (c) substitute for the infringing Product another product having a functionality equivalent to the Product; or (d) accept return of the Product and refund its purchase price, less reasonable depreciation. Varian EXPRESSLY EXCLUDES from liability and Customer shall indemnify and hold Varian harmless from: (1) settlements and their related costs and expenses where Customer settles Claims without Varian's prior written consent; and (2) any Claims arising out of (a) use of the Product in a manner not authorized by Varian, as set forth in the applicable documentation for the Product or written instructions by Varian; (b) modification of the Product except modifications performed by Varian or pursuant to Varian's instructions; (c) combination of the Product with any other equipment, apparatus, software, processes, or materials not furnished by Varian except as requested or performed by Varian; (d) compliance by Varian with Customer's designs, specifications, or instructions; or (e) methods of use of a Product, unless the Product has no substantial non-infringing use; where such infringement would not have occurred but for such use, modification, combination, or compliance. This Section states Varian's entire liability for any claim based upon or related to any alleged infringement of any patent or other intellectual property rights.

11. Bodily Injury

With respect to bodily injury liability to third parties, each party shall be responsible in such proportion as reflects its relative fault for damages arising from or in any way related to the use or operation of any Product. Varian shall have no responsibility whatsoever for, and Customer shall indemnify, defend, and hold Varian harmless from, any and all damage or injury which arises from or relates to (1) any use, operation, or service of any Product by anyone other than Varian personnel prior to completion of applicable acceptance tests by Varian and the radiation survey by Customer, or (2) any use, operation, or service of any Product contrary to any written warning or instruction given by Varian with respect to such Product, including but not limited to unauthorized use and/or modification of any equipment, components, software, or accessories by any user, or their use on or with any explosive or incendiary materials, or (3) claims or damages associated with any non-Varian design, manufacture, or installation of any product or any custom design, manufacture, or installation by Varian that is performed pursuant to Customer's specifications, designs, or plans. This Section states each party's entire liability for bodily injury.

12. LIMITATIONS OF LIABILITY

IN NO EVENT SHALL VARIAN OR ITS SUPPLIERS OR LICENSORS OR CUSTOMER BE LIABLE UNDER CONTRACT, TORT, OR ANY OTHER LEGAL THEORY FOR INCIDENTAL, CONSEQUENTIAL, INDIRECT, PUNITIVE, OR SPECIAL LOSSES OR DAMAGES OF ANY KIND, INCLUDING BUT NOT LIMITED TO LOST BUSINESS, LOST PROFITS, LOSS OF USE, OR LOSS OF OR DAMAGE TO DATA, HOWEVER CAUSED, WHETHER FORESEEABLE OR NOT, EVEN IF THE OTHER PARTY IS ADVISED OF THE POSSIBILITY OF SUCH DAMAGES. VARIAN AND ITS SUPPLIERS AND LICENSORS' AND CUSTOMER'S TOTAL LIABILITY IN DAMAGES OR OTHERWISE SHALL NOT EXCEED THE TOTAL AMOUNTS PAID OR PAYABLE UNDER THE AGREEMENT. THESE LIMITATIONS SHALL APPLY NOTWITHSTANDING THE FAILURE OF THE ESSENTIAL PURPOSE OF ANY LIMITED REMEDY. THE PARTIES ACKNOWLEDGE THAT THESE LIMITATIONS OF LIABILITY ARE MATERIAL PARTS OF THE BARGAIN BETWEEN THE PARTIES AND THAT PRICES FOR THE PRODUCTS WOULD BE HIGHER WITHOUT THEM. (1) Liability to third parties for bodily injury, including death, resulting from Varian Hardware or Varian Software, (2) liability for breach of confidentiality, and (3) obligations related to intellectual property shall not be affected by the liability limitations stated above in this Section.

13. Export Compliance

Customer acknowledges and agrees that the Products and related technology subject to this Agreement are subject to the export control laws and regulations of the United States, European Union, and Switzerland, and Customer agrees to comply with such laws and regulations. Customer agrees that it shall use its best efforts to ensure that the Products and related technology are not (1) sold, transferred or diverted to any U.S. or E.U. sanctioned or embargoed country (including, but not limited to, Cuba, Iran, Sudan and Syria), unless authorized by U.S. export license or regulation; (2) sold, transferred, or diverted to any person, firm, or other entity listed in the U.S. Department of Commerce Denied Persons List or Entity List, the U.S. Department of Treasury's Specially Designated Nationals List, the U.S. Department of State's Debarred Parties listing, or any E.U. or local country listing of sanctioned persons; (3) sold, transferred, or diverted to any nuclear weapons, nuclear power, nuclear research, chemical/biological weapons, or missile/rocket technology end-user or end-use; or (4) sold, transferred, or diverted in violation of any other applicable import/export laws, regulations, licenses, or government orders. Customer shall promptly advise Varian in writing of any known or suspected sale, transfer, or diversion in violation of the foregoing. Customer understands that Varian's performance under this Agreement is subject to Varian's receipt of all necessary licenses, permits, or approval from all relevant governments or their agencies for the import or export of the Products and that Varian shall be free from all liabilities for deficient performance under this Agreement if such deficiency is caused by the non-receipt or late receipt of such licenses, permits, or approval. The obligations of this Section as to these laws shall survive any termination of this Agreement.

14. Force Majeure

Neither party shall be liable for any delay in performance which is due to causes beyond its control. Performance shall be deemed suspended during the event causing such delay plus a reasonable period of time after such event, and the other party shall accept such delayed performance. Either party may terminate any Quotations not yet completed if such performance is delayed more than thirty (30) days under this Section.

15. Disputes, Mediation, Arbitration, and Applicable Law

The parties shall endeavor to settle any dispute arising out of this Agreement, except those pertaining to intellectual property issues, by mediation under the Mediation Rules of the American Arbitration Association ("AAA"). The parties will attempt to agree on a mediator. Failing such agreement, the mediator will be appointed by the AAA Vice President in charge of Mediation. Any dispute arising out of or relating to this Agreement, including the breach, termination, or validity thereof, which has not been resolved by mediation as provided herein within thirty (30) days after appointment of a mediator or such time period as the parties may otherwise agree, shall be finally resolved by binding arbitration in accordance with the AAA Commercial Rules, by three (3) independent and impartial arbitrators, all of whom shall be appointed by AAA, provided, however, that if one party fails to participate in the mediation as agreed in this Section, the other party can commence arbitration prior to the expiration of the time periods set forth above. The arbitration shall be governed by the Federal Arbitration Act, 9 U.S.C. §§1 et seq., and judgment upon the award rendered by the arbitrators may be entered by any court having jurisdiction thereof. The place of arbitration shall be Palo Alto, California. The governing law of the substance of this Agreement shall be the commercial law of the state of California, and the United Nations Convention for the International Sale of Goods shall not apply. The procedural law shall be the law of the place where arbitration is conducted. Arbitral proceedings shall be conducted in English. The arbitration tribunal shall not award punitive damages. The expenses of the arbitration, including the arbitrator's fees, expert witness fees, and attorney's fees, may be apportioned between the parties in any manner deemed appropriate by the arbitrator; however, in the absence of any formal ruling by the arbitrator each party shall share equally in the payment of the arbitrator's fees and bear its own costs, expert witness fees, and attorney's fees. The arbitration award shall be final and binding, shall be the sole and exclusive remedy regarding any and all claims and counterclaims presented, and may not be reviewed by or appealed to any court except for enforcement. Nothing in this Agreement shall prohibit either party from seeking to prevent any unauthorized copying, disclosure, use, retention, or distribution of its Confidential Information or intellectual or other property by injunctive relief or otherwise in a court of law. Varian shall have the exclusive right to bring legal action for failure to pay for Products or Services furnished in the courts of Varian's corporate domicile or any other place.

16. Limitation of Claims

No claims, regardless of form, arising out of, or in any way connected with this Agreement or the Products or Services may be brought by Customer more than one year after the cause of action has accrued or performance under this Agreement has been completed or terminated, whichever is earlier.

17. Notices

Any notices required or permitted to be given pursuant to this Agreement shall be in writing, delivered (1) in person, (2) by international courier, (3) by first class certified mail, return receipt requested, or its international equivalent, or (4) by facsimile with confirmation of delivery and an extra copy mailed. All such notices shall be addressed to Varian at Legal Department, Varian Medical Systems, Inc., 3100 Hansen Way, M/S E-250, Palo Alto, CA 94304, fax 650-424-5998, and to Customer at the address and/or fax numbers set forth in the Quotation or to such other address as may be specified from time to time by notice in writing to the other party. Notice shall be deemed to have been given when received.

18. Headings

Headings used in this Agreement are for ease of reference only and will not be used to interpret any part of this Agreement.

19. Entire Agreement, Amendments, and Priority of Documents

This Agreement contains the complete and exclusive statement of the terms of agreement of the parties with respect to this subject matter, and supersedes all prior and contemporaneous understandings, representations, and warranties, written and oral. This Agreement may be amended or modified only in a writing signed by both parties. If a court or arbitrator holds any part of this Agreement to be illegal, unenforceable, or invalid in whole or in part for any reason, the validity or enforceability of the remaining provisions, or portions of them, will not be affected, and such provisions will be changed and interpreted so as to best accomplish the objectives of such provisions within the limits of applicable law or court decisions. In the event of a conflict, the documents shall be interpreted to give priority in the following order: (1) amendments or addenda to this Agreement, if any, with highest priority given to the most recent amendment or addendum, (2) Quotation, (3) the applicable OS Schedule, BT Schedule, XRP Schedule, or SIP Schedule; (4) Professional Services Schedule, if applicable; (5) Support Schedule, (6) Software Schedule, if applicable, and (7) Terms and Conditions of Sale excluding any schedules to it.

20. Waiver

No term or provision of this Agreement shall be deemed waived by either party, and no breach excused by either party, unless the waiver or consent shall be in writing signed by an authorized representative of the party granting such waiver or consent.

21. Assignment

Except as to rigging, neither party may assign its rights nor delegate its duties under this Agreement without the written consent of the other, and any attempted assignment without such consent will be void. However, either party may assign or otherwise transfer its rights or delegate its duties under this Agreement, in whole or in part and subject to the terms of this Agreement, to a subsidiary or affiliate, or a purchaser or transferee of substantially all of the assets used by such party in its business to which this Agreement relates or in the event of a merger, acquisition, corporate restructuring, or change in control upon written notice to the other party.

22. Relationship of the Parties

This Agreement does not create a relationship such as a partnership, franchise, joint venture, agency, master/servant, or employment relationship. Neither party may act in a manner, which expresses or implies a relationship other than that of independent contractor, nor bind the other party.

23. Counterparts

This Agreement may be executed in two counterparts, each of which will be an original and together which will constitute one and the same instrument.

Copyright 2009 Varian Medical Systems, Inc.

VARIAN medical systems

VARIAN MEDICAL SYSTEMS, INC.
3100 Hansen Way, Palo Alto, CA 94304
("Varian")

Oncology Systems Schedule to Terms and Conditions of Sale

This Oncology Systems Schedule ("OS Schedule") applies to Oncology Systems Products and is an attachment to the Varian Medical Systems Terms and Conditions of Sale and the other incorporated documents comprising the Agreement. The definitions set forth elsewhere in the Agreement shall apply to this Schedule.

1. Transportation and Risk of Loss

Except as otherwise provided in this Agreement or any applicable Quotations, all shipments are Ex Works (Incoterms 2000) Varian's plant with Varian selecting the transportation company. Title shall pass at the same time that risk of loss shifts. Unless otherwise expressly agreed in writing, Varian will ship linear accelerator, simulator Products, and any other Products that Varian determines such transportation is advisable, as well as any other items that it determines would be efficiently transported by inclusion with such Products, to Customer's site in "air ride" vans, and Varian shall insure to full value of Products shipped at Customer's expense or shall declare full value of the Products to the transportation company at time of shipment. Within three (3) days of delivery, Customer shall examine fully the packaging of the Product delivered for damage and make all applicable complaints and claims arising out of such delivery to the carrier in writing, and shall provide a copy to Varian.

2. Bill and Hold

If shipment is delayed due to unavailability of Customer facilities or any other cause, Customer may request and authorize Varian to hold the Product(s) in storage upon completion of manufacturing. Varian shall invoice Customer for, and Customer shall pay, eighty percent (80%) of the purchase price for such Product(s), which shall include any down payments or deposits. Varian will select a suitable storage facility and pay for the costs of storage and insurance for up to ninety (90) days. Title to the Product(s) shall pass when the Product(s) are placed into storage. The Product(s) shall be insured in Customer's name. If customer has not requested shipment of the Product(s) within such ninety (90)-day period, then Varian shall ship the Product(s) to the site designated in the applicable Quotation(s). When storage is required, the provisions of this Section shall prevail over any inconsistent provisions of this Agreement.

3. Architecture

Varian will have no approval or other responsibility for any matter affecting or related to the adequacy of Customer's operating permit, architectural design, the radiation protection walls and barriers, patient viewing devices, compliance with all facility personnel safety devices and related inspections, utility service design and location, and other details pertaining to Customer's site.

4. Installation

Except as otherwise agreed, Customer will provide labor and rigging services to unload the subbase frame and the Products from the transport vehicle and move them to their final positions for linear accelerator and simulator Products and any other Products for which such services are required. Customer will be responsible for the setting and grouting of the subbase frame and the connection of the Products to the utilities, and Varian will notify Customer approximately ninety (90) days prior to scheduled Products shipment to allow Customer to provide for and coordinate rigging services, unloading, and final positioning. Customer will be responsible for having the building, utilities, lighting, ventilation, air conditioning, mounting facilities, all necessary radiation shielding, and access to the room completed on the estimated delivery date and ready for installation of the Products. Where Varian supervises such work, Varian shall act solely as Customer's agent and shall have no responsibility or liability of any kind for such work. Where Varian is installing a Product for Customer, Customer will reimburse Varian at Varian's standard service rates for any extra time and/or travel by Varian made necessary by any delays not caused by Varian. Varian shall have no obligation to operate Products to complete installation or testing unless Customer has provided adequate radiation shielding protection and other site preparations for the safety and protection of Customer's and Varian's personnel and Products. Upon completion of installation, Varian's representatives will demonstrate proper Product operation by performing the applicable Varian Customer Acceptance Procedure ("VCAP"). Customer shall provide a representative who shall be present at all times during installation and be capable of assisting where necessary. When no representative is present or assistance from Customer is not available when required by Varian, Varian may discontinue installation and shall charge Customer for any additional costs incurred including Varian's standard service rates. If union action or influence requires union labor to complete any installation of Products, then such installation shall be completed at Customer's expense under the engineering supervision of Varian.

5. Acceptance of Hardware Product

For Non-Varian Hardware Varian shall invoice when such Product is shipped. For Varian Hardware, acceptance shall occur upon the earlier of (1) Customer's execution of Varian's acceptance form, which is the final step in the VCAP for each Product, (2) completion of the applicable VCAP, (3) use of any such Product by Customer, its agents, employees, or licensees, for any purpose other than testing after its receipt, or (4) six months after delivery of the Product. Prior to acceptance Varian may repair or, at its option, replace defective or nonconforming parts after receipt of notice of defect or nonconformity. After acceptance Customer's remedies shall be solely as provided in the warranty. After six (6) months after delivery of the Product Varian shall no longer be required to provide installation services.

6. Calibration and Radiation Surveys

For linear accelerator and simulator Products and treatment planning software, Customer shall be responsible for all Product calibration. The dose rate and integrated dose measured by the accelerator transmission ionization chamber and dosimetry electronics must be calibrated by a qualified radiological physicist prior to use of the Product for patient treatment. Customer shall be responsible for testing and calibrating the Product on a regular basis. Customer also shall be responsible for any radiation surveys required by applicable law or regulation or necessary to establish that radiation does not exceed safe levels. For simulator Products, Varian's obligation to calibrate shall be limited to that required by local law. In the United States calibration shall be limited to those certified components that are required under 21 C.F.R. 1020.30(d) (U.S. Code of Federal Regulations) to be calibrated by the installer where Varian is the installer. Customer shall be responsible for all other calibrations of simulator Products.

7. Warranty

Warranty for Varian Hardware: Unless otherwise provided in this Agreement or the Quotation, Varian warrants that Varian Hardware and any Firmware and Operating System loaded on such Varian Hardware, except where such Firmware or Operating System is owned by a third party which licenses it directly to Customer, to be free from defects in material and workmanship and in substantial compliance with operational features of Varian's published specifications for the applicable Product at the time of sale ("Specifications"). This warranty shall begin upon completion of installation and continue for a period of one year from such date, but not to exceed two (2) years from date of shipment from Varian to Customer. In lieu of the foregoing periods, specific components of Varian Hardware may have different warranty periods, prorated replacement credits, and return policies, as stated on the applicable Varian warranty forms supplied by Varian to Customer with this Agreement. Weights and dimensions in the Specifications are approximations. Clerical and typographical errors are subject to correction. Occasionally, Varian may substitute remanufactured parts and components that meet the same quality standards as new materials and are covered by the same warranty. Parts for which Varian has provided replacements shall, at Varian's option, become the property of Varian.

Warranty Remedies: Customer's sole and exclusive remedy for any failure of Varian Hardware or Firmware or Operating System under this Section to perform shall be repair or, at Varian's option, replacement of such defective Products in whole or in part during Varian's normal business hours. If in Varian's sole opinion such repair or replacement is not feasible, or if such remedy fails of its essential purpose, Varian shall refund or credit a portion of any sums paid by Customer for the defective Product less reasonable depreciation. In-warranty repair or replacement parts are warranted only for the unexpired portion of the original warranty period.

Copyright © 2009 Varian Medical Systems, Inc.

VARIAN medical systems

VARIAN MEDICAL SYSTEMS, INC.
3100 Hansen Way, Palo Alto, CA 94304
("Varian")

Software Schedule to Terms and Conditions of Sale

This Software Schedule ("Software Schedule") is an attachment to the Varian Medical Systems Terms and Conditions of Sale, and the definitions set forth in that document shall apply to this Software Schedule.

1. Additional Definitions

1.1 "Access" means use of Software Products installed on a workstation or use at a workstation through remote connection to a server via a single Local Area Network ("LAN") or a single Wide Area Network ("WAN"), but not from outside the designated LAN or WAN, except that remote administrative viewing of certain designated Software Products installed on a server will not be outside the scope of the permitted use.

1.2 "Documentation" means the user manual for Software Products which describes the software and provides information specific to that Software Product.

2. License Grant

Subject to and for so long as Customer is in compliance with the terms and conditions of this Agreement, Varian grants to Customer a limited, personal, non-exclusive, non-transferable license for:

(a) server modules of Software Products, as follows:

(i) for server components of a server module of a Software Product, to install and use a single copy of the object code version of such server module on a single server (or single database server and single imaging server for imaging applications) and to Access the server modules from a workstation; and

(ii) for workstation components of a server module of a Software Product, if any, to install and use copies of the object code version of such workstation components on such workstations as necessary;

(b) workstation applications of Software Products, as follows:

(i) for a workstation application of a Software Product intended for installation on a workstation for which no license manager is used or for which a fixed license manager is used, to install and use the object code version of such workstation application on the number of workstations for which licenses have been purchased;

(ii) for a workstation application of a Software Product pre-installed by Varian on a workstation (such as a console) prior to its delivery to Customer, to use the object code version of such workstation application on the workstation on which such application is installed;

(iii) for a workstation application of a Software Product intended for a floating license, to install the object code version of such workstation application on any number of workstations and to permit concurrent users up to the number of licenses purchased to use such workstation application;

(iv) for a workstation application of a Software Product intended for a site license, to install and use the object code version of such workstation application on any number of workstations at the Customer site(s) identified in the Quotation as to such Software Product; and

(v) for an RTP Exchange, to install and use the object code version of RTP Exchange on up to three (3) workstations per model of treatment planning system;

Each such license shall be valid until termination under this Agreement or expiration.

(c) to copy the Software Products for back up and archival purposes only, except to the extent that such restriction on copying is void under applicable law; and

(d) to use (but not make copies of) the Documentation to assist in Customer's use of the Software Products pursuant to the terms of this Agreement except that Customer may make an electronic copy on each workstation of the Documentation applicable to the Software Products installed or used on such workstation.

Software Products may be licensed as server modules or as workstation applications as may be indicated in the applicable Quotation or Documentation. Unless otherwise indicated, Maintenance Releases, Mandatory Safety Releases, Upgrades, and Purchase Options (as defined in the Support Schedule) are hereby licensed in the same way that their underlying Products are licensed under this Section. Customer shall not be entitled to receive or use any source code of the Software Products under this Agreement except as otherwise stated in this Agreement. Varian shall have the right to conduct and/or direct an independent accounting firm to conduct, during normal business hours, an audit of the appropriate records of Customer to verify Customer's compliance with the licenses granted under this Software Schedule.

3. Title

Title to all copies of the Software Products and Documentation will remain in Varian or its licensors. No license, right, title, or interest in the Software Products or Documentation, or any intellectual property of Varian or any Varian third party licensor, is granted to Customer except as expressly granted in this Software Schedule.

4. Integration

Customer acknowledges that the import of data into and the export of data out of certain Software Products require an interface between the Software Products and external programs or information systems, whether such programs or information systems are supplied by Varian or a third party.

5. Acceptance

Where Varian will be installing the Software Product, Customer will make its site available to Varian personnel to install the Software Product no later than thirty (30) days after delivery of the applicable Software Product to Customer. Customer will have thirty (30) days from the installation date, or where Customer will perform the installation, thirty (30) days from delivery of the Software Product, to review the Software Product. Customer may reject Software Product only if it does not substantially conform to the Documentation. Customer's rejection must be in writing, must describe the non-conformity in detail, and must be provided to Varian within such thirty (30)-day period. Varian will have a reasonable period of time in which to correct or provide a workaround for any such non-conformity. Customer will be deemed to have accepted the Software Product after thirty (30) days from the installation date or delivery date, as applicable, unless Varian has received written notice of rejection within the thirty (30)-day period. Notwithstanding the foregoing, Customer's productive use of the Software Product in Customer's business will be deemed to be acceptance of the Software Product.

6. Support and Warranties

6.1 Support in Lieu of Warranty & Limited Warranty

Varian agrees as follows:

(a) for Software Products licensed to Customer as a component of a new system, in lieu of any warranty Varian will provide Customer with technical support Services for a period of one year from the date of installation of the Software Product by Varian (or the date of delivery where the Software Product will be installed by Customer), or such other period set forth in the Quotation, under the terms of a Support Schedule, at no additional charge to Customer;

(b) for Software Products licensed to Customer that adds a module to, upgrades, or increases the number of licenses purchased under a pre-existing configuration

(i) for which a Support Schedule or agreement is then in effect between Customer and Varian and is not scheduled to expire within thirty (30) days of the execution of this Agreement, upon expiration of the applicable warranty period for such additional licenses, Varian will provide Customer with technical support Services for the balance of the then-current one-year support period, at a pro-rated charge that will be calculated and invoiced based on the number of months remaining until the anniversary (or renewal) date for support on the pre-existing configuration, to Customer under the terms of the Support Schedule or agreement for such pre-existing configuration; and

(ii) for which a Support Schedule or agreement is then in effect between Customer and Varian but is scheduled to expire within thirty (30) days of the execution of this Agreement or for which no Support Schedule or agreement is then in effect between Customer and Varian, excluding BrachyTherapy products, Varian warrants, for a period of thirty (30) days from the date of installation of the Varian Software by Varian (or the date of delivery where the Varian Software will be installed by Customer), that the Software Product, will, when used in accordance with the Documentation, substantially conform to the Documentation. Where Customer reports a nonconformity to Varian during the warranty period, Varian will provide workarounds, patches, bug fixes, or other corrections or will replace the affected Software Products, at Varian's option, and such remedy will be Customer's sole and exclusive remedy for breach of this warranty. If in Varian's sole and exclusive opinion any such workaround, patch, bug fix, correction, or replacement is not commercially reasonable, or if any such remedy fails of its essential purpose, Varian shall negotiate with Customer with respect to a refund of any equitable portion of any sums paid by Customer for the Software Products.

Varian's provision of Mandatory Safety Releases, Maintenance Releases, and, if applicable, Upgrade Releases, under the warranty or support in lieu of warranty in this Section and pursuant to the Support Schedule shall not extend the original period for such warranty or support.

6.2 Disclaimer

EXCEPT AS PROVIDED IN THIS AGREEMENT, VARIAN DISCLAIMS ALL EXPRESS OR IMPLIED WARRANTIES, REPRESENTATIONS, AND CONDITIONS (EITHER IN FACT OR BY OPERATION OF LAW) INCLUDING BUT NOT LIMITED TO IMPLIED WARRANTIES OF MERCHANTABILITY, FITNESS FOR A PARTICULAR PURPOSE, AND NON-INFRINGEMENT OF THIRD PARTY RIGHTS. VARIAN MAKES NO WARRANTY THAT THE OPERATION OF ANY SOFTWARE PRODUCT WILL BE UNINTERRUPTED OR ERROR FREE.

6.3 Limitations

Except as specifically stated in the Documentation, Varian does not make any representations or warranty regarding the compatibility of the Software Products with software or hardware not supplied by Varian. Varian will in its sole and exclusive discretion, use reasonable efforts to assist Customer with the use of Software Products with third party products. Such assistance is limited to telephone and service support regarding compatibility or interface questions. Varian does not make any representation or warranty regarding the clinical use of the Software Products and/or Varian beam data by Customer for the treatment of patients in performing any medical procedure. Customer acknowledges that the Software Products and Varian beam data are tools to assist Customer to determine the proper course of treatment that may be needed by a particular patient, and Customer assumes all risks associated with such treatment. Import, export, or distribution of any data or information Customer may develop or use in cooperation with the Software Products ("Data Related Activities") is Customer's sole responsibility, and Customer agrees to defend, indemnify, and hold Varian harmless from any and all claims by Customer and/or third parties, regardless of the nature of such claims, arising either directly or indirectly out of Data Related Activities. The foregoing sentence shall not be construed to limit Varian's obligation to provide warranty work or support under Section 6.1.

7. Government Rights

The Software Products and related materials under this Agreement are commercial computer software as that term is described in 48 C.F.R. 252.227-7014(a)(1). If acquired by or on behalf of a civilian agency, the U.S. Government acquires this commercial computer software and/or commercial computer software documentation subject to the terms of this Agreement as specified in 48 C.F.R. 12.212 (Computer Software) and 12.211 (Technical Data) of the Federal Acquisition Regulations ("FAR") and its successors. If acquired by or on behalf of any agency within the Department of Defense ("DOD"), the U.S. Government acquires this commercial computer software and/or commercial computer software documentation subject to the terms of this Agreement as specified in 48 C.F.R. 227.7202 3 of the DOD FAR Supplement ("DFAR") and its successors.

Copyright © 2009 Varian Medical Systems, Inc.

VARIAN medical systems

VARIAN MEDICAL SYSTEMS, INC.
3100 Hansen Way, Palo Alto, CA 94304
("Varian")

Support Schedule to Terms and Conditions of Sale

This Support Schedule ("Support Schedule") is an attachment to the Varian Medical Systems Terms and Conditions of Sale, and the definitions set forth in that document shall apply to this Support Schedule.

1. Additional Definitions

1.1 "Covered Product" means a Varian Product for which the parties have agreed in writing to provide Services under warranty or agreement referencing this Support Schedule.

1.2 "Maintenance Releases" means bug fixes, patches, and other error corrections to a software Covered Product designed to enable the software to conform to its documentation and that are made generally available by Varian at no additional cost to the licensees of such Covered Product while covered by warranty or an agreement to provide Services.

1.3 "Mandatory Safety Release" means updates, error corrections, or modifications to a software Covered Product that Varian will require licensees of such Covered Product to install and that are made available by Varian at no additional cost to licensees of such Covered Product.

1.4 "Purchase Options" means software applications or modules not included in the software Covered Product or releases of the software Covered Product that include new features or functionality and that are released and marketed by Varian as Purchase Options.

1.5 "Upgrade Release" means upgrades, enhancements, and improvements to the features or functionality of Software Product that are released and marketed by Varian as Upgrade Releases.

For purposes of this Support Schedule the terms "Covered Product" and "Software Product" shall include all Maintenance Releases and Mandatory Safety Releases, as well as Purchase Options and Upgrade Releases, if any, licensed by Varian to Customer.

2. Invoicing and Additional Payment Terms

2.1 Invoicing. Services fees for work not covered by warranty or support will be invoiced periodically in advance, as set forth in the Quotation. If Customer is paying for Services on a time and materials basis, labor charges and expenses, including travel expenses, will be invoiced as such Services are rendered or expenses are incurred, at the rates specified in the Quotation or as set forth in Form MGM 1582 (Labor Rates and Travel Charges).

2.2 Additional Payment Terms. All amounts invoiced shall be due and payable within thirty (30) days of the date of invoice. On delinquent accounts, Varian shall be entitled to withhold performance of any Services or distribution of any Maintenance Releases, Upgrade Releases, or Purchase Options, or discounts on the purchase of the same until all outstanding amounts are paid in full.

3. Mandatory Safety Releases

Varian shall provide Customer with and install Mandatory Safety Releases at no additional cost until the later of (1) the end of life of the Product specified in a notice by Varian, or (2) such later date as required by any regulatory agency.

4. Maintenance Releases

Varian shall provide Customer with and install Maintenance Releases for Covered Products at no additional cost. Varian may, at its election, install Maintenance releases remotely if applicable.

5. Upgrade Releases and Purchase Options

Varian shall offer Upgrade Releases and Purchase Options for Covered Products, along with associated installation and training, to Customer at the prices and upon the terms set forth in the Quotation.

6. Telephone Support

Varian shall provide telephone support Services for Covered Products at no additional cost through (1) help desk telephone support and (2) technical telephone support.

6.1 Help Desk Telephone Support. Varian shall provide application help desk support for Covered Products at no additional cost. Help desk hours will be Monday through Friday from 5:00 a.m. to 5:00 p.m. (Pacific time), except Varian official holidays. Calls requiring remote or on-site support or additional technical telephone support, and after hours calls, will be forwarded or may be made to service dispatch. A Varian service representative will respond by phone to Customer's request for service placed through the relevant application help desk or service dispatch during normal business hours. Current hours and phone numbers for application help desk(s) and service dispatch can be found at www.varian.com.

6.2 Technical Telephone Support. Varian shall provide technical telephone support for Covered Products at no additional cost on Monday through Friday from 7:00 a.m. to 7:00 p.m. (local time), except Varian official holidays.

7. Remote Diagnostic and Remedial Support

Where available and elected by Customer, Varian may provide diagnostic and remedial support Services for Covered Products remotely during Varian's regular business hours through SmartConnect or other remote access program at no additional cost. The parties shall turn to such remote support only where they are unable to resolve the outstanding issues through Help Desk Telephone Support and Technical Telephone Support.

8. On Site Support

0089

Where an issue cannot be resolved by telephone or remote support Services, Varian shall provide on-site support Services for Covered Products during Varian's regular business hours. Where Varian can offer on-site support outside of Varian's regular business hours and such support is requested by Customer during such hours, Customer agrees to pay the difference between the hourly rates for "Normal Hours" and "Non-Normal Hours" set forth in Form 1582 (Labor Rates and Travel Charges).

9. Periodic Maintenance Inspections

Varian shall provide Periodic Maintenance Inspections ("PMI's") for hardware Covered Products at mutually agreed upon times with the understanding that unless the parties make other arrangements, Customer shall be expected to give access to Varian to begin performing PMI's before 1:00 p.m. (local time) to enable the PMI's to be completed during Varian's regular business hours. Where Varian can offer to perform PMI's outside of Varian's regular business hours and Customer can give access to Varian to begin performing PMI's before 5:00 p.m. (local time), Customer agrees to pay the difference between the hourly rates for "Normal Hours" and "Non-Normal Hours" set forth in Form 1582 (Labor Rates and Travel Charges); provided, however, that such after hours PMI's shall be at no additional cost to Customers who have purchased certain higher level Service agreements.

10. Severity Levels and Response Times

"Severity Level 1" means an issue which prevents the performance of any mission critical program functions, and which cannot be circumvented or avoided on a temporary basis by Customer.

"Severity Level 2" means an issue which significantly impairs the performance of any mission critical program functions, and which cannot be circumvented or avoided on a temporary basis by Customer.

"Severity Level 3" means an issue which does not prevent or significantly impair the performance of any mission critical program functions, or where such prevention or impairment can be circumvented or avoided on a temporary basis by Customer.

"Severity Level 4" means a low impact issue or documentation issue.

Varian shall give preference to Customers with Covered Products. Varian shall respond to Severity Level 1 and 2 issues within thirty (30) minutes and Severity Level 3 and 4 issues by the next business day. Varian shall continue working Severity Level 1 and 2 issues until a solution or acceptable workaround is provided. For extended downtime of a Covered Product Varian's customer support manager shall notify Varian's senior service and sales management, including, when required, product and design engineers. Workarounds do not constitute a resolution of an issue but may result in the issue being reassigned to Severity Level 3. The permanent resolution of Severity Level 3 and Severity Level 4 issues may appear in future product releases. Varian issue resolution efforts may be suspended by agreement of Customer or during such period Customer assistance is required to continue effective work and is not available. Varian will provide contact persons to respond to the different severity level issues. Varian will notify Customer promptly if it is unable to resolve any issue.

11. Training

Varian shall make training available at the cost and upon terms indicated in the Quotation.

12. Customer Responsibilities

12.1 **Authorized Representatives.** Customer shall request Varian Services on a time and materials basis and order parts only through its authorized representatives and will provide a list of such authorized personnel upon request by Varian.

12.2 **Access to Premises.** Customer shall provide Varian with sufficient access to the Covered Products and Customer's premises and personnel to perform its obligations and to install all Mandatory Safety Releases, including access for both remote diagnostics and onsite Services.

12.3 **Qualified Operator and Equipment.** Customer shall arrange for a qualified operator to be present, when, in the opinion of the Varian Customer Support Representative, the situation requires two (2) persons for safety. To fulfill its Service responsibility, Varian will supply normal hand tools, test equipment, and other specialized fixtures. Customer shall provide other assistance and equipment reasonably required to perform Service responsibilities.

13. Failure to Maintain

Varian reserves the right to terminate Services and refund any payments for such Services to Customer immediately upon written notice to Customer for any Covered Product which in Varian's sole opinion, has not been properly maintained except where such Product has been under continuous support by Varian. If Varian has not had an opportunity to inspect a Covered Product prior to the issuance or signing of a Quotation, Varian shall have the right to inspect the Product to determine whether it meets a level of operation acceptable to Varian and, at its option, revoke the Quotation before its signing, or terminate the Agreement earlier in this Section after the Quotation is signed. Varian's agreement to provide Services for Covered Products may be further contingent upon the completion of repairs or maintenance indicated as required by such inspection.

14. Parts

14.1 **Provision of Parts.** Varian shall provide to Customer all parts required in connection with Support Services for Covered Products at no additional cost. Varian shall provide next flight out (NFO) and special freight handling for such parts at no additional cost. Parts provided pursuant to Services shall be included within the definition of "Products" for all purposes within Form 1652 except for the length of the warranty period. The Quotation may contain additional terms regarding parts depending on the support level selected by Customer. This Support Schedule shall not cover parts ordered for spare or stock.

14.2 **Spare Parts Kit.** During the support period for a Covered Product, Customer shall maintain a spare-parts kit including all of the spare parts listed in the Varian standard spare parts list for such Covered Product.

14.3 **Parts Inventory.** Spare parts that the Customer has on hand shall be available to the Varian Customer Support Representative. If the Covered Product is in warranty, the part will be replaced by Varian at no additional cost. If the Covered Product is not in warranty, it is the responsibility of the Customer to replenish the spare parts stock.

14.4 **Parts Warranty.** Varian warrants parts to be free from defects in material and workmanship for a period of the greater of ninety (90) days from the date of shipment to Customer or, if applicable, the unexpired portion of the original warranty period for the Product. All warranty repair or replacement of parts shall be limited to product malfunctions which are, as determined by Varian, due and traceable to defects in original material and workmanship. Components that carry separate warranties based upon use are not covered by this warranty. Parts that are expendable in normal use and service are not covered by this warranty. Parts for third party products, such as computer hardware provided with software products, are not covered by this warranty. Unused parts returned to Varian are subject to a restocking fee of fifteen percent (15%), and, if applicable, an additional retesting fee.

14.5 **Parts Not Supplied by Varian.** If Customer requests Varian to install parts not purchased from Varian, then: (i) Varian reserves the right to refuse to install any part that, in Varian's sole opinion, does not meet the minimum requirements or is from a non-certified vendor; (ii) if Varian agrees to install the part, no warranty, expressed or implied, is provided for the part or installation Services, nor does installation by Varian imply that Varian certifies such part or vendor from whom such part is obtained; (iii) labor to install the part will

be provided on an hourly basis as set forth in Form MGM 1582 (Labor Rates and Travel Charges); and (iv) if additional damage is caused by such part, Varian assumes no responsibility for such damage. If the Varian Product is under any level Varian Service agreement, Varian will not be obligated to repair such damage under such Service agreement, and such repairs will be performed under Form MGM 1582. If such requests are frequent, Varian reserves the right to terminate the Service agreement.

15. Software Provided Pursuant to Services

Any firmware and operating systems provided by Varian pursuant to Services is provided pursuant to Form 1652, Section 8 ("Firmware and Operating Systems"), and any Varian Software provided pursuant to Services is provided pursuant to the terms set forth in the Software Schedule; provided, however, that Varian's provision of such software shall not extend existing warranty periods, if any, nor create any new ones.

16. Limitations and Exclusions

Exclusions from Services. The Services provided shall be limited to support of Covered Products. Products not covered include without limitation Customer's network, any hardware upon which a software Covered Product is loaded, any interfaces between Covered Products and other products (other than interfaces between Varian Products), and any products with which the Covered Products interface; however, these restrictions shall not apply to the extent that such network, hardware, interfaces, or products are included as Covered Products. In addition, Varian shall not be required to provide Services for any Products if, in Varian's reasonable opinion, they are required because of Customer's failure to install Mandatory Safety Releases or Maintenance Releases made available to Customer or because of causes other than defects or errors in the Covered Products.

Varian shall not be required to render Services at locations other than the Customer site(s) listed in the Quotation.

Customer is responsible for purchasing any additional hardware, network capacity, or other system components required to operate any Upgrade Releases or Purchase Options. Varian shall not be required to provide or support any Upgrade Release or Purchase Option under warranty or an agreement to provide Services if Customer has not obtained the required hardware, network capacity, or other system components.

Varian shall have no responsibility or liability for delays caused by Customer.

17. Termination

Either party may terminate any Services agreement for material breach upon thirty (30) days written notice to the other if such material breach has not been cured. Customer may terminate any Services agreement for any reason upon ninety (90) days written notice to Varian and receive a refund of any prepaid fees for Services not received or to be received, provided, however, that Customer shall be responsible for the costs of upgrades, updates, installation, and training provided by Varian to Customer under such agreement for the twelve (12) months prior to termination to the extent that they exceed the service fees paid or payable for such twelve (12)-month period.

Copyright © 2009 Varian Medical Systems, Inc.

VARIAN medical systems

VARIAN MEDICAL SYSTEMS, INC.
3100 Hansen Way, Palo Alto, CA 94304
("Varian")

BrachyTherapy Schedule to Terms and Conditions of Sale

This BrachyTherapy Schedule ("BT Schedule") applies to BrachyTherapy Products and is an attachment to the Varian Medical Systems Terms and Conditions of Sale and the other incorporated documents comprising the Agreement. The definitions set forth elsewhere in the Agreement shall apply to this Schedule.

1. Transportation and Risk of Loss

Except as otherwise provided in this Agreement or any applicable Quotations, all shipments are Ex Works (Incoterms 2000) Varian's plant with Varian selecting the transportation company. Title shall pass at the same time that risk of loss shifts. Varian shall insure to full value of Products shipped at Customer's expense or shall declare full value of the Products to the transportation company at time of shipment. Within three (3) days of delivery, Customer shall examine fully the packaging of the Product delivered for damage and make all applicable complaints and claims arising out of such delivery to the carrier in writing, and shall provide a copy to Varian.

2. Architecture

Varian will have no approval or other responsibility for any matter affecting or related to the adequacy of Customer's operating permit, architectural design, the radiation protection walls and barriers, patient viewing devices, compliance with all facility personnel safety devices and related inspections, utility service design and location, and other details pertaining to Customer's site.

3. Installation

Customer will be responsible for having the building, utilities, lighting, ventilation, air conditioning, mounting facilities, all necessary radiation shielding, and access to the room completed on the estimated delivery date and ready for installation of the Product. Where Varian is installing a Product for Customer, Customer will reimburse Varian at Varian's standard service rates for any extra time and/or travel by Varian made necessary by any delays not caused by Varian. Varian shall have no obligation to operate Products to complete installation or testing unless Customer has provided adequate radiation shielding protection and other site preparations for the safety and protection of Customer's and Varian's personnel and Products. Upon completion of installation, Varian's representatives will demonstrate proper Product operation by performing the applicable Varian Customer Acceptance Procedure ("VCAP"). Customer shall provide a representative who shall be present at all times during installation and be capable of assisting where necessary. When no representative is present or assistance from Customer is not available when required by Varian, Varian may discontinue installation and shall charge Customer for any additional costs incurred including Varian's standard service rates.

4. Acceptance of Hardware Product

For Non-Varian Hardware Varian shall invoice when such Product is shipped. For Varian Hardware, acceptance shall occur upon the earlier of (1) Customer's execution of Varian's acceptance form, which is the final step in the VCAP for each Product, (2) completion of the applicable VCAP, (3) use of any such Product by Customer, its agents, employees, or licensees, for any purpose other than testing after its receipt, or (4) six months after delivery of the Product. Prior to acceptance Varian may repair or, at its option, replace defective or nonconforming parts after receipt of notice of defect or nonconformity. After acceptance Customer's remedies shall be solely as provided in the warranty. After six (6) months after delivery of the Product Varian shall no longer be required to provide installation services.

5. Calibration and Radiation Surveys

Customer shall be responsible for all Product calibration. The radioactive source must be calibrated by a qualified radiological physicist prior to use of the Product for patient treatment. Customer shall be responsible for testing and calibrating the Product on a regular basis. Customer also shall be responsible for any radiation surveys required by applicable law or regulation or necessary to establish that radiation does not exceed safe levels. Varian's obligation to calibrate shall be limited to that required by local law.

6. Warranty

Warranty for Varian Hardware: Unless otherwise provided in this Agreement or the Quotation, Varian warrants that Varian Hardware and any Firmware and Operating System loaded on such Varian Hardware, except where such Firmware or Operating System is owned by a third party which licenses it directly to Customer, to be free from defects in material and workmanship and in substantial compliance with operational features of Varian's published specifications for the applicable Product at the time of sale ("Specifications"). This warranty shall begin upon completion of installation and continue for a period of one year from such date, but not to exceed two (2) years from date of shipment from Varian to Customer. In lieu of the foregoing periods, specific components of Varian Hardware may have different warranty periods, prorated replacement credits, and return policies, as stated on the applicable Varian warranty forms supplied by Varian to Customer with this Agreement. Weights and dimensions in the Specifications are approximations. Clerical and typographical errors are subject to correction. Occasionally, Varian may substitute remanufactured parts and components that meet the same quality standards as new materials and are covered by the same warranty. Parts for which Varian has provided replacements shall, at Varian's option, become the property of Varian.

Warranty Remedies: Customer's sole and exclusive remedy for any failure of Varian Hardware or Firmware or Operating System under this Section to perform shall be repair or, at Varian's option, replacement of such defective Products in whole or in part during Varian's normal business hours. If in Varian's sole opinion such repair or replacement is not feasible, or if such remedy fails of its essential purpose, Varian shall refund or credit a portion of any sums paid by Customer for the defective Product less reasonable depreciation. In-warranty repair or replacement parts are warranted only for the unexpired portion of the original warranty period.

Copyright © 2009 Varian Medical Systems, Inc.

VARIAN medical systems

VARIAN MEDICAL SYSTEMS, INC. | ONCOLOGY SYSTEMS & INDUSTRIAL EQUIPMENT
3100 Hansen Way, Palo Alto, CA 94304
("Varian")

Professional Services Schedule to Terms and Conditions of Sale

This Professional Services Schedule ("**Professional Services Schedule**") is an attachment to the Varian Medical Systems Terms and Conditions of Sale, and the definitions set forth in that document shall apply to this Schedule.

1. Additional Definitions

1.1 "Change Order" shall mean any proposed change to the SOW requested by Customer and agreed to in writing by Varian.

1.2 "Professional Services" shall mean the services identified in each individual SOW, including, but not be limited to, analysis and performance of integration of Varian's standard software applications with Customer's information systems and business practices, development of interfaces between Varian's standard software applications and Customer's computer systems, customized training, and other services available from Varian.

1.3 "Schedule" shall mean any timetable or milestones for the Professional Services that is set forth in the SOW.

1.4 "SOW" shall mean a statement of work or work order agreement, either in the Quotation or as separately agreed upon by the Parties describing the Professional Services to be performed by Varian for Customer.

2. Term

The term for the Professional Services portion of this Agreement shall be from the signing of this Agreement until completion of the Professional Services or termination.

3. Professional Services

3.1 Generally. In consideration of Customer's timely payment, Varian shall perform the Professional Services set forth in each SOW attached to or referencing this Agreement.

3.2 Software. Where Varian provides Customer with other software under an SOW to this Schedule, including but not limited to interface engines and interfaces, then such software shall be governed by the Software Schedule. The interface engine, interface, or other software will be licensed under the Software Schedule in the same manner as the underlying application software which requires such interface engine, interface, or other software.

3.3 Actual and Potential Delays. Varian shall use commercially reasonable efforts to perform the Professional Services according to the Schedule. Whenever any event delays or threatens the timely performance of the Professional Services, Varian will make commercially reasonable efforts to notify Customer of such event and furnish all relevant details. If Varian is unable to meet the Schedule for any Professional Services, Varian and Customer shall meet in good faith to discuss possible solutions including revising the Schedule at no additional cost to Customer, provided that such revision does not add new Professional Services to the SOW.

3.4 Customer Hours, Holidays, and Site Rules. Varian's employees and agents shall reasonably observe the working hours, holiday schedule, and site rules of the Customer while working on Customer's premises, provided that Customer provides in advance a copy of such hours, schedule, and rules to Varian. Varian will provide Professional Services at flexible hours as agreed to in an SOW.

3.5 Office Space, Services, and Equipment. Customer shall provide, at no cost to Varian and subject to Customer's reasonable requirements, use of office space, services, and equipment (such as copiers, fax machines, modems, and Internet access) as Varian reasonably requires to perform the Professional Services at Customer's site.

3.6 Exclusions from Professional Services. Except to the extent expressly set forth in an SOW, Professional Services shall not include, and Varian will have no approval or other responsibility for, any matter affecting or related to the adequacy of Customer's operating permit, architectural design, the radiation protection walls and barriers, patient viewing devices, compliance with all facility personnel safety devices and related inspections, utility service design and location, Customer's obligations to comply with applicable laws, and other details pertaining to Customer's site.

4. Rates, Expenses, Invoices, and Payment

4.1 Rates.

4.1.1 Time and Materials Rates. Varian shall bill Customer for Professional Services at the time and materials rates set forth in Exhibit A to this Agreement. Varian shall bill for actual time expended and materials used in providing the Professional Services, and any preliminary estimate of time and materials provided by Varian to Customer for the Professional Services is for budgetary purposes only and shall not be binding on either party. Varian's standard work day is eight (8) hours. Varian shall bill Customer in units of billable hours, with minimum billable increments of eight (8) hours for Professional Services being performed at Customer's site or one hour for Professional Services being provided off-site. Where Varian can perform any portion of the Professional Services remotely rather than on Customer's site, Varian shall bill for such off-site Professional Services in accordance with the terms of this Agreement as if such Professional Services were performed at Customer's site.

4.1.2 Firm Fixed Price Rates. Varian may also provide Customer with some pre-packaged Professional Services or other specially negotiated Professional Services on a firm fixed price basis, provided that such Professional Services will be clearly identified as being offered on a fixed price basis. Where the parties agree upon a firm fixed price, the Professional Services included within such price shall be limited to those specifically identified as being covered by such price, and Customer agrees to make payments according to the Schedule, including any applicable milestones. Where Professional Services are not expressly identified as being covered by a firm fixed price, they shall be provided on a time and materials basis.

4.2 Expenses. Varian shall submit a monthly time and expense summary to Customer by letter, fax, e-mail, or in person for the Professional Services performed during the prior month. Varian may shall bill Customer for its reasonable expenses, including, but not limited to, travel, lodging, and meals, required to perform the Professional Services for Customer.

4.3 **Invoices.** For Professional Services performed on a time and materials basis, Varian shall submit invoices to Customer for labor, materials, and expenses in providing the Professional Services in the immediately preceding month. For Professional Services performed on a firm fixed price basis, Varian shall submit invoices to Customer pursuant to the Schedule set forth in the SOW. Upon request by Customer, Varian shall provide receipts or other documentation supporting reimbursable expenses to Customer.

4.4 **Payment.** Except to the extent that a special payment arrangement has been agreed to by the parties in the Quotation or SOW, Customer shall pay each invoice within thirty (30) days from the date of the invoice.

5. Change Orders

If Customer desires a change to any SOW, then upon mutual agreement of the parties Varian shall issue a written Change Order in the form of a revised Quotation or revised SOW to Customer. If any Change Order causes a change to the cost of, the time required for, performance, or Schedule of the Professional Services, the appropriate modifications to the SOW shall be reflected in the Change Order.

6. Warranty

Varian warrants that its performance of the Professional Services will be performed in a professional and workman-like manner and substantially conform to the SOW. This warranty shall begin upon completion of the Professional Services and continue for a period of ninety (90) days from such date. In the event that Varian's performance of the Professional Services fails to conform to the SOW, Varian's sole obligation under this Agreement will be to promptly bring the Professional Services into conformity with the SOW at no additional cost to Customer. Where this is not possible, Varian shall be entitled to retain, and Customer shall be liable for payment of, a proportionate share of the total payments set forth in the SOW reflecting Varian's percentage of completion of the work in conformity with the SOW, and Varian shall grant Customer a refund of any additional compensation paid by Customer.

7. Insurance

During the terms of this Agreement Varian agrees to maintain at least the following insurance coverage and provide certificates of insurance evidencing such coverage to Customer upon request:

7.1 **Commercial General Liability** – including products/completed operations, broad form property damage, contractor's protective liability, blanket contractual, advertising injury, and personal injury liability. Minimum limits – $1,000,000 per occurrence and $2,000,000 general aggregate.

7.2 **Business Auto Liability** – including coverage for all owned, non-owned, and hired vehicles. Minimum limits – $500,000 combined single limit per accident for bodily injury and property damage.

7.3 **Worker's Compensation Insurance and Employer's Liability Insurance** – including a waiver of subrogation on behalf of Customer, its shareholders, employees, and agents. Minimum limits – statutory limits and $500,000 employer's liability applicable in jurisdictions of contract performance.

8. Intellectual Property

Except as expressly stated in this Agreement or an SOW, neither party is granted any right, title, or interest in the pre-existing intellectual property of the other. With the exception of any data created for Customer, Varian shall own all right, title, and interest in all inventions and discoveries newly developed in performing the Professional Services.

EXHIBIT A to Professional Services Schedule to Terms and Conditions of Sale

Varian Professional Services Rates

Title:	Rate:
All Varian Professional Services Consultants	US$200.00 per hour

VARIAN
medical systems

0092

RAD 10080

Copyright © 2009 Varian Medical Systems

4/09

R003424

VARIAN medical systems

VARIAN MEDICAL SYSTEMS, INC.
3100 Hansen Way, Palo Alto, CA 94304
("Varian")

Labor Rates and Travel Charges Attachment to Customer Support Terms and Conditions

Labor Rates:	Normal	Non-Normal
Customer Support Representative	$300/hour	$450/hour
Product Support Engineer	$400/hour	$600/hour
Product Specialist	$400/hour	$600/hour
Remote Support through SmartConnect™ Technology	$300/hour (2-hour minimum)	
Help Desk Support	$300/hour (30-minute minimum)	
Applications Support	$3,000/day includes travel (2-day minimum)	

Any involvement of a Product Support Engineer or Product Specialist requires the presence of the local Customer Support Representative and will be invoiced accordingly, unless previous arrangements are made between the local District Customer Support Manager and Customer Representative.

"Normal" weekday hours are between 8 a.m. and 5 p.m. (Local Standard Time). "Non-Normal" weekday hours are after 5 p.m. and before 8 a.m., as well as any hours on Saturdays, Sundays, or Varian holidays.

During the warranty or extended warranty period for the covered product, Customer may request that Service be performed during Non-Normal working hours, and authorization to approve Customer's request lies solely with the respective Customer Support Manager. Where such requests are approved, Customer shall be responsible for paying for the overtime premium portion of the Non-Normal hours worked (for example, $150/hour for a Customer Support Representative).

Labor charges are subject to a 2-hour minimum charge.

Help Desk charges are subject to a 30-minute minimum charge.

Applications Support charges are subject to a 2-day minimum charge.

Travel Charges:

When applicable, Varian reserves the right to charge travel expenses at a rate of $240 per hour and other actual costs incurred.

If required Service extends beyond the first day and an overnight stay is required, Customer may be charged $230 for each overnight stay that is required. This charge covers per diem, parking/tolls, and mileage costs after the first day.

All amounts discussed above are subject to change without notice.

Copyright © 2006 Varian Medical Systems, Inc.

GE Healthcare

QUOTATION

Quotation Number: P4-C115510 V 1

Grand Strand Regional Medical Center
809 82nd Pkwy
Myrtle Beach SC 29572

Attn: Mr. Frankie Knight
Director of Radiology
809 82nd Pkwy
Myrtle Beach SC 29572

Date: 07-06-2011

Item No.	Qty	Description
	1	**Optima CT580 RT - 16**
1	1	The Optima CT580 RT** is an advanced CT simulator designed specifically for the needs of radiation oncology. The system provides the image quality needed for conformal therapy, IMRT and precision radiation therapy treatments. It also delivers the the optimized workflow needed for efficient throughput and integration with treatment planning systems. The Optima CT580 RT has numerous upgrade options to expand your oncology practice for the future, including 4D respiratory gating, higher tube power for obese patients, advanced applications and interventional CT procedures. And, of course, you can combine the Optima CT580 RT with GE's exclusive AdvantageSim MD radiation therapy simulation application* for advanced auto-segmentation, multi-modality (CT, PET/CT, MR), and 4D treatment planning. * Option ** Optima CT580 RT is a configuration of Optima CT580 System Components: • Gantry: Advanced slip ring design continuously rotates the generator, Performix(TM) Pro VCT 100 tube, Matrix II detector and Volara digital data acquisition system around the patient. - Aperture: 80 cm - Maximum SFOV: 50 cm - Maximum DFOV: 65 cm - Rotational Speeds: 360 degrees in (0.5, 0.6, 0.7-optional) 0.8, 0.9, 1.0, 2.0, 3.0 and 4.0 seconds - Tilt: +/- 30 degrees - Remote tilt from operator's console - Integrated breathing lights and countdown timer - Integrated start scan button with countdown timer to indicate when x-ray will turn on • X-ray Tube: Performix(TM) Pro VCT 100 metal-ceramic tube unit offers an optimized design for exams requiring a large number of scans without tube cooling such as 4D studies. Performix(TM) Pro VCT 100 tube allows 8.0 MHU of storage and capability of 53kW (100kW optional) at 140kV operation. - Wide range of technique (10mA to 440mA, 800mA optional in 5mA increments) gives flexibility to tailor protocols to specific patient needs, while optimizing patient dose. • High Voltage Generator: High Frequency on-board generator allows for continuous operation during scan. - 53 kw (100 kW-optional) Output Power - kV: 80, 100, 120, 140 kV - mA: 10 to 440 mA (800 mA-optional), 5 mA increments

PO Box 414, Milwaukee, WI 53201-0404
General Electric Company
General Electric Company, GE Medical Systems

Item No.	Qty	Description

- Table: VT 1700 standard, 500 lb max; High Capacity Table, 650 lb max-Optional

Internal Laser Lights: - Defined internal and external scan planes to +/- 1mm accuracy - Operate over full range of gantry tilt - Coronal light remains perpendicular to axial light as gantry tilts making visual readout easy from tableside or the operator console

HiLight Matrix II Detector: The HiLight Matrix II detector was designed to deliver consistent image quality with its 21,888 individual elements: 1.25mm effective cell size in Z at ISO center - Outer 8 rows, 0.625mm effective cell size in Z at ISO center - Inner 16 rows.

Volara Digital DAS(Data Acquisition System): The Volara digital DAS dramatically reduces noise and improves image quality, especially in low dose exams, large patient, or areas of the anatomy that are difficult to image such as shoulder and hips. - 12,288 available input channels - 1968Hz maximum sample rate - Effective analog to digital conversion range greater than 8,000,000:1

Operator Console: True-in-One compact and integrated industrial design console - Split tabletop - allows unrestricted patient viewing while supporting 2 19-inch color LCD monitors. Each work surface can be adjusted to accomodate operator preferences and a wide

variety of site requirements. Xtream(TM) FX, the next evolution of GE's workflow platform is built on the LINUX operating system and can deliver the fast network transfer rates of 10fps as optional. The 19-inch monitors support scan and recon, as well as image display, processing, analysis and management. - Size: 48in wide X 40.5in deep X 49.5in high

Image Networking: Exams can be selected and moved between the Optima CT580 RT System and any imaging system supporting the DICOM 3.0 protocol for network send, receive and pull/inquiry. - Standard Auto-configuring Ethernet - Direct Network Connection - Supports 1GB or 10/100 BaseT - Supported Protocols - DICOM 3.0 Network - Advantage Net - InSite Point-to-Point - TCP/IP (for System Administation)

DICOM Conformance Standards: - DICOM 3.0 Storage Service Class - Service Class User (SCU) for image send - Service Class Provider (SCP) for receive - DICOM 3.0 Query/Retrieve Service Class - DICOM 3.0 MOD Media Service Class - DICOM 3.0 Storage Commitment Class Push - DICOM 3.0 Modality Worklist (incl: Performed Procedure Step) (through ConnectPro option) - DICOM 3.0 Print

Scan Modes: The Optima CT580 RT system can perform virtually any clinical application due to its wide variety of scan modes. Helical scan mode offers continuous 360-degrees scanning with table incrementation and no interscan delay. Axial scan mode allows for up to 16 contiguous axial planes to be acquired simultaneously.

PO Box 414, Milwaukee, WI 53201-0404
General Electric Company
General Electric Company, GE Medical Systems

Quotation Number: P4-C115510 V 1

Item No.	Qty	Description
		Helical Scans: Reference helical protocols allow for fast and efficient patient set up.
		Helical Multi-slice Modes: The net result is that in some cases, helical scans on the Optima CT580 RT are up to 7 times faster than conventional 4-slice CT systems. With the Optima CT580 RT and Pro option package, users can routinely use a 0.5 sec scan speed and 0.5625:1, 0.9375:1, 1.375:1, 1.75:1 helical pitches. This added performance, with equivalent image quality may allow you to: perform better thin-slice CT angiography exams, use thinner slices for most exams, and perform longer helical exams without tube cooling delays; The 16-slice helical acquisition modes provide table speeds from 5.625mm/rotaion up to 35mm per rotation, enabling scan speeds that are up to 2.2 times faster than conventional 4-slice helical scanners.
		Prospective Multiple Thickness Reconstruction: For any helical scan modes, the operator can choose to reconstruct images prospectively in any of 6 nominal image thicknesses - 0.625*, 1.25, 2.5, 3.75, 5, 7.5, and 10 mm. The operator may also prospectively specify additional image sets to be reconstructed. The images can be reconstructed at any of the defined nominal image thicknesses available for a given table speed and scan mode. Direct MPR may also be prospectively specified which quickly enables the move from 2D review to prospective 3D image review of axial, sagittal, coronal and oblique planes automatically.
		Helical scan parameters: - Scan Speed: Full 360-degrees rotational scans in (0.5, 0.6, 0.7-optional) 0.8, 0.9, and 1.0.
		Axial Scans: Multi-slice axial acquisitions amd short interscan delays significantly reduce potential misregistration between scans by increasing the number of scans in a single breath hold. Reference axial protocols allow for fast and efficient patient set up.
		Axial Multi-slice Modes: The Optima CT580 RT system acquires axial scans in sets of up to 16 contiguous images in one 360-degrees rotation. For each rotation of the gantry the system collects 16 rows of scan data. There are five reconstruction modes available for creating images from the multi-slice axial scan data.
		Axial Scan Parameters: - Scan Speed: Full 360-degrees rotational scans in (0.5, 0.6, 0.7-optional), 0.8, 0.9, 1.0, 2.0, 3.0 and 4.0 sec.
		Scan Techniques: - Same as Helical
		Scan Plane Geometry: - +/- 30 Degrees Angulation in .5 mm increments - Longitudinal Positioning in 0.01 mm per Slice Increment
		Interscan Delay (ISD): - Minimum ISD:Table Moves of 0-10mm:1.0 sec - Minimum ISD:Table Moves of > 10mm:1.3 sec

PO Box 414, Milwaukee, WI 53201-0404
General Electric Company
General Electric Company, GE Medical Systems

Quotation Number: P4-C115510 V 1

Item No.	Qty	Description
		Intergroup Delay (IGD): - Minimum IGD is the same as Minimum ISD
		Scan-to-Scan Cycle: - Minimum Scan-to-scan Cycle of 1 sec possible for 0.8 sec Scan Speed with Minimum ISD's - Scan with zero table increment, contiguous image location, or skipped image location Overlapped axial scans are not possible.
		Warranty:
		The published Company warranty in effect on the date of shipment shall apply. The Company reseves the right to make changes. All specifications are subject to change. Full System Warranty Coverage (Excluding X-Ray Tube) will be Provided for 12 Months form Date of Installation. The Less of 12 Months or 100,000 Scans Pro-Rate X-Ray Tube Warranty Coverage Included.
		Regulatory Compliance:
		This product is designed to comply with applicable standards under the radiation control for Health and Safety Act of 1968.
		Laser alignment devices contained within this product are appropriately labeled according to the requirements of the Center for Devices and Radiological Health.
		This product is a CE-compliant device satisfying regulations regarding Electro-Magnetic Compatibility (EMC), Electro-Magnetic Interference (EMI), and IEC-60601-1 and all applicable collateral and particular standards.
		Must add to quote; Table preference & Cable kit
2	1	English Keyboard (Black) for CT systems and system labels
3	1	Standard cable set for H Power systems
4	1	The VT 1700 table for LightSpeed VCT or LightSpeed RT systems enables Volume scanning. Key features of the VT 1700 table include: 500 lb weight capacity, 1700 mm scannable range, 175 mm/sec travel time, real-time Z-axis position feedback between gantry and table.
5	1	GE Oncology Workstation with SimMD
		The GE Healthcare Oncology Workstation is a Complete Volumetric Virtual Simulation System. The System includes an Advantage Workstation, AdvantageSim MD Simulation software, and Integrated Registration software for CT, MR, PET PET, SPECT and X-Ray Angiography (XA)*. The following components are included:
		AW VolumeShare5 with Two Flat Panel Monitors and 6 GB of RAM
		AW VolumeShare5 is a multi-modality image review, comparison and post processing

PO Box 414, Milwaukee, WI 53201-0404
General Electric Company
General Electric Company, GE Medical Systems

Item No.	Qty	Description

workstation built with simplicity and power at its core. Powerful software is optimized to take advantage of state of the art 64 bit technology to ensure leading edge performance.

AW Volumeshare 5 features include:

Hardware:

- Core Xeon 2.66 GHz CPU w/8MB
- Share L2 Cache / 1333 MHz FSB
- 6GB DDR-2 1333 ECC DIMM
- 300GB SAS 15,000rpm Hard disk for OS and Apps
- 600GB:SAS 15,000rpm Hard disks for Image Data
- 19" NEC monitors

Software:

- Fast access to information you need through optional RIS integration & priors post fetch
- Efficient workflow though dynamic load, end review and Key Image Notes features
- Optional productivity package to pre-process exams and allow up to 8 simultaneous sessions
- Support for external DICOM USB media and preference management tool to exchange preferences across users.

Advantage Sim MD Multi-Modality/Multi Phase

Includes: Advantage Sim MD Organ Segmentation Multi-Modality/Multi Phase

Advantage Sim MD is Used to Prepare Geometric and Anatomical Data Relating to a Proposed External Beam Radiotherapy Treatment Prior to Dosimetry Planning. Anatomical Volumes can be Defined automatically or manually in three dimensions using a set of CT images acquired with the patient in the proposed treatment position. Definition of the anatomical volumes may be assisted by additional CT, MR, PET or SPECT studies that have been co-registered with the planning CT scan. Additionally, CT & PET data from a respiratory tracked examination may be used to allow the user define the target or treatment volume over a defined range of the respiratory cycle.

The geometric parameters of a proposed treatment field are selected to allow non-dosimetric; interactive optimization of field coverage. Anatomical structures and geometric treatment fields are displayed on orthogonal plane CT images, or reformatted sagittal, coronal views structures are displayed with or without the digitally reconstructed radiograph.

PO Box 414, Milwaukee, WI 53201-0404
General Electric Company
General Electric Company, GE Medical Systems

Quotation Number: P4-C115510 V 1

Item No.	Qty	Description
		Integration: Review multi-modality image data (CT, PET & MR) on one desktop by using up to eight view ports on two monitors and increase your speed and precision by contouring on all simultaneously. Incorporation of CT simulation with the following enhancements in one integrated environment for advanced clinical functionality and flexibility. • Multi-modality target definition from registered MR & PET image volumes • 4D CT & 4D PET respiratory review & analysis Organ Auto-Segmentation: Contour and organ in less than 5 seconds with Auto-segmentation features that automatically delineates critical organs and structures in 3D at the touch of a button. This improves speed and accuracy of organ segmentation for conventional treatment methods as well as newer 4D techniques. Currently supported organs include: • Lung • Spinal Cord • Liver • Kidney • Spleen • Eyes • Optic Nerve 3D contour interpolation: This allows the user to define a full volume contour with a minimum of 3 contours in orthogonal views. This may be particularly useful for bladder delineation. Ease of Use: The Package is Mouse Driven with a Windows User Interface. The Press of a Single Button Using Pre-Defined and Configurable Treatment Plan Templates Linked to Patient Anatomy Offers Many Functions. Protocol Specific Structure Names and Properties, Beam Geometry and Field Shape can be Loaded From a Palette of Templates. Pre-defined Sequences of Actions can Then be Applied Adding to the Ease of Use. Flexibility: Contouring and Field Definition Parameters can be Modified on the Fly to Allow Thresholds, Margins and Display Characteristics to be Tailored toa Given Patient Data Set. Efficiency:

PO Box 414, Milwaukee, WI 53201-0404
General Electric Company
General Electric Company, GE Medical Systems

Quotation Number: P4-C115510 V 1

Item No.	Qty	Description
		The Package is Designed for Use Independently of a Treatment Planning System, Enabling the Physician to Define Volumes and Select Treatment Technique at a Dedicated Workstation. Any Plan can be Saved and Pushed to an RTP System as Standard DICOM RT Objects. DICOM RT Structure Set and RT Plan Objects can also be Received from DICOM RT Compliant Systems. Integrated Registration will be delivered on AW Volumeshare 5. Integrated Registration is designed to provide easy comparison of three-dimensional (3D) anatomical images from Computed Tomography (CT) MRI (Magnetic Resonance Imaging), PET (Positron Emission Tomography), Single Photon Emission Computede Tomography (SPECT) amd X-Ray Angiography (XA)*. It allows registration and fusion between two volumetric acquisitions, which come from either the same or from different acquisition modalities. Integrated Registration is available on xw8600 and Z800. Current Fusion xw8600 users can easily upgrade to Integrated Registration through a software upgrade. Major features and enhancements are: • Ability to combine any two of the five modalities together • Automatic propagation of registration across series acquired in the same patient exam (i.e. same frame of reference) and to any series from any loaded exam that have been manually grouped together. • Full compatibility of the 3 different registration methods: automatic, manual and landmark that can be combined together to provide an optimal result. • 2D, 3D and hybrid 2D/3D Fusion capabilities • Ability to save registered data as new DICOM series or as Registered DICOM object (except from SPECT saving which is currently a limitation). • Ability to draw and save contours as RTSS DICOM objects. Summary of Operation: • User loads DICOM 3 CT and/or MR with an Integrated Registration protocol. • Registration is performed base on reference and moving series selection. • User reviews the quality of the registration with visualization tools and validates results. • Optional: user defines and saves the contours of structures of interest. • Registration results are saved. * For XA modality series, Integrated Registration currently supports only the 3D X-Ray Angiography (i.e., 3D X-Ray Angiography images stored as CT Image Storage DICOM objects) images acquired with GE Innova equipment and reconstructed with the Innova3DXR application. ** Requires Volume Viewer key

PO Box 414, Milwaukee, WI 53201-0404
General Electric Company
General Electric Company, GE Medical Systems

GE Healthcare

QUOTATION

Quotation Number: P4-C115510 V 1

Item No.	Qty	Description
6	1	Prospective and 4D Retrospective Respiratory Gating Package includes both Respiratory Gating modes. This package provides the capability to image the full range of structure motion due to respiration in 4D mode or anatomy of interest at a defined stage of the respiration cycle free breathing or breath-hold mode. Pre-requisite: Varian RPM option (not included)
7	1	CT LAP Laser Isocenter Marking System Consists of Three Moveable Solid State Red Crosshair Lasers on a Computerized Rail for Marking Patients. Includes Rail System, Computerized Keypad/Display Terminal; Isomark Software; Computer System and Installation. Room Preparation Must be Sufficient for the Mounting of the Lasers ..H Mounting Configuration includes 2 side wall mounted lasers and 1 ceiling mounted laser
8	1	Varian RPM with install
9	1	Diacor Radiation Therapy Planning Overlay For GE Healthcare Global Tables, Model 1700, 2000 and PET/CT The Radiation Therapy Planning Overlay, or "CT Overlay", provides a secure flat surface for CT Simulation applications, consistent with the treatment couch, for accurate and reproducible patient positioning. FEATURES/BENEFITS o Carbon fiber construction with foam core provides durable, light-weight device with outstanding imaging properties o Varian Exact Technology and Indexing Immobilization Patient Positioning system along entire length of the overlay o Designed specifically for GE Healthcare's Global Table o Easily locks and unlocks from the CT Table, providing easy transition between therapy and diagnostic procedures INCLUDED: o Carbon Fiber CT Overlay with locking accessories o Two Varian Exact Couch Indexing Bars o One Varian Respiratory Gating Interface Plate and associated mounting hardware SPECIFICATIONS: Weight: 30 lbs. (13.61 kg) Length: 85.25 in. (217.17 cm) Width: 20.87 in. (53.0 cm) Height: 1.62 in. (4.12 cm)
10	1	1.5 Days Oncology Applications Training
11	1	TiP HPG Training Package

PO Box 414, Milwaukee, WI 53201-0404
General Electric Company
General Electric Company, GE Medical Systems

GE Healthcare

QUOTATION

Quotation Number: P4-C115510 V 1

Item No.	Qty	Description	
		TiP Applications training package includes: • 10 days onsite delivered in two 4 day onsite visits and two 1 day onsite visits • 1 TiP headquarter class This training program must be scheduled and completed within 24 months after the date of product delivery.	
		Quote Summary:	
		Total Quote Net Selling Price	**$779,396.05**
		(Quoted prices do not reflect state and local taxes if applicable)	

If you would like to place an order for this equipment, a formal contract document will be prepared for your consideration. This quote is for budgetary use only; only a GE contract can become a binding order.

PO Box 414, Milwaukee, WI 53201-0404
General Electric Company
General Electric Company, GE Medical Systems

Date: 7/7/2011

HCA - The Healthcare Company

DCEE PROJECTS

GENERAL EQUIPMENT LIST FOR PROJECT A03810 - Grand Strand Lin Acc All New 10000MW

DEPT: 193-ONCOLOGY
SPACE: 4707-ADMITTING SUPPORT EQUIPMENT

Item	Description	Class	Vendor	Qty	Price	Extd Price
707319	#MDS806200D; WHEELCHAIR, EXCEL, 18", PERMANENT ARMS, ELEVATING LEG RESTS. COLOR: BLACK-BLK	M0	MEDLINE INDUSTRIES, Model #: MDS806200D	1	$XXX.XX	$XXX.XX
713795	#2W367; WASTE-CAN; 28 QT; LG, RECTANGULAR FIRE RESISTANT (UL) 14.5"X10.5"X15.29"H COLOR: BEIGE. (MANF. RUBBERMAID 254300BEIG)	M0	GRAINGER Model #: 2W367	1	$XXX.XX	$XXX.XX

Total Budget For Each Occurance Of This Type Space: $XXX.XX

1 Occurances Of This Type Space Included In The Budget Totaling: $XXX.XX

HCA - The Healthcare Company

DCEE PROJECTS

GENERAL EQUIPMENT LIST FOR PROJECT A03810 - Grand Strand Lin Acc All New 10000MW

DEPT: 193-ONCOLOGY
SPACE: 4708-ALCOVE

Item	Description	Class	Vendor	Qty	Price	Extd Price
707304	#0737-000-000; TRANSPORT STRETCHER, STD UNIT (#0737-000-000; $2416.32) DUAL END BRAKE STEER CONTROLS (#0753-003-105; STD) 2 STAGE PERMANENT FOLD IV POLE HEAD END PUSH HANDLES (#0734-035-025; $293.04) UPRIGHT O2 BOTTLE HOLDER (#1020-130-000; $74.00) 3". STANDARD MATTRESS (#1059-326-001; STD) CHOOSE ACCENT COLOR: RED, GRAY OR BLUE.	M0	STRYKER MEDICAL CORP Model #: 0737/ 2 STAGE	1	$XXX.XX	$XXX.XX
714802	#MDS806300SLG; WHEELCHAIR EXCEL; 18"W, 250 LB CAPACITY, REMOVABLE DESK-LENGTH ARMS, SWINGAWAY DETACHABLE ELEVATING LEGRESTS; MAG WHEELS; CHART POCKET. ***COLOR: SILVER GRAY - SLG***	M0	MEDLINE INDUSTRIES, Model #: MDS806300SLG	2	$XXX.XX	$XXX.XX

Total Budget For Each Occurance Of This Type Space: $XXX.XX

1 Occurances Of This Type Space Included In The Budget Totaling: $XXX.XX

HCA - The Healthcare Company

DCEE PROJECTS

GENERAL EQUIPMENT LIST FOR PROJECT A03810 - Grand Strand Lin Acc All New 10000MW

DEPT: 193-ONCOLOGY
SPACE: 4709-ADMITTING OFFICE-PER CLERK

Item	Description	Class	Vendor	Qty	Price	Extd Price
073499	#4535331DW, CRITERION HIGH BACK CHAIR PNEUMATIC HEIGHT ADJUSTABLE SEAT DEPTH, SOFT CASTERS, FABRIC: CANZONE STANDARD FINISH SOIL RETARDANT	M0	INTERIOR DESIGN Model #: 4535331DW	1	$XXX.XX	$XXX.XX
121900	8LF18302F- FILE - 2 DRAWER, LATERAL, HANGING FRAME, W/LOCK, 30"W, PAINT:	M0	INTERIOR DESIGN Model #: 8LF18302F	2	$XXX.XX	$XXX.XX
121977	RATCL1860F-FILE-TOP FOR TWO FILES 60" X 18-1/8", PLASTIC LAMINATE;	M0	INTERIOR DESIGN Model #: RATCL1860F	1	$XXX.XX	$XXX.XX
705296	474-419M, CHAIR: SIDE CHAIR, 22-3/4" 20-1/2"D X 31"H; AH 25", SH 18-3/4", SLED BASE, ARM CHAIR W/OPEN BACK, SNODGRASS COLL., MONOCHROMATIC, PAINT FINISH: EPOXY COATED FABRIC: REGIS	M0	INTERIOR DESIGN Model #: 474-419M.	2	$XXX.XX	$XXX.XX
705884	DESK - TSAFSP3060F, TSAFRP2436M (RETURN) SINGLE PEDESTAL RIGHT, 60" X 30" X 29-3/8", RETURN LEFT, 37-1/2" X 19-3/4" X 26-7/32"H; PLASTIC LAMINATE: PAINT:	M0	INTERIOR DESIGN Model #: TSAFSP3060F(R)	1	$XXX.XX	$XXX.XX
713795	#2W367; WASTE-CAN; 28 QT; LG, RECTANGULAR FIRE RESISTANT (UL) 14.5"X10.5"X15.29"H COLOR: BEIGE. (MANF. RUBBERMAID 254300BEIG)	M0	GRAINGER Model #: 2W367	1	$XXX.XX	$XXX.XX

Total Budget For Each Occurance Of This Type Space: $XXX.XX

3 Occurances Of This Type Space Included In The Budget Totaling: $XXX.XX

HCA - The Healthcare Company
DCEE PROJECTS
GENERAL EQUIPMENT LIST FOR PROJECT A03810 - Grand Strand Lin Acc All New 10000MW

DEPT: 193-ONCOLOGY
SPACE: 4710-BLOCK/MOULD ROOM

Item	Description	Class	Vendor	Qty	Price	Extd Price
192450	#L5253-1A; HOOD PROTECTOR 5' LINED WITH BLOWER. COLOR: WHITE (USE ITEM #192451 FOR BASE)	M0	CARDINAL HEALTH (LAB). Model #: L5253-1A	1	$XXX.XX	$XXX.XX
510307	#SSUKIT0230; BENCH, WORK, 60 X 28 X 34 WITH HARDWOOD TOP	M0	STORAGE SYSTEMS, INC. Model #: SSUKIT0230	1	$XXX.XX	$XXX.XX
510481	#SSUKIT0257; WORK BENCH 48 X 28 X 34	M0	STORAGE SYSTEMS, INC. Model #: SSUKIT0257	1	$XXX.XX	$XXX.XX
616510	#042-216; TABLE TOP SHIELD	M0	RADIOLOGY SPECIALTY Model #: 042-216	1	$XXX.XX	$XXX.XX
713813	#3U653; WASTE-CAN; 23 GAL STEP-ON W/ WHEELS, 19 3/4"L X 32 1/2"H X 16 1/8"W. COLOR: RED (#3U653; $93.60) AND RIGID LINER (#4KT51; $32.84) FM-CALIFORNIA STATE FIRE MARSHALL APPROVED FOR FIRE SAFETY (MANF. RUBBERMAID #6146 & #624600GRAY)	M0	GRAINGER Model #: 3U653/4KT51	1	$XXX.XX	$XXX.XX

Total Budget For Each Occurance Of This Type Space: $XXX.XX

1 Occurances Of This Type Space Included In The Budget Totaling: $XXX.XX

HCA - The Healthcare Company
DCEE PROJECTS
GENERAL EQUIPMENT LIST FOR PROJECT A03810 - Grand Strand Lin Acc All New 10000MW

DEPT: 193-ONCOLOGY
SPACE: 4714-BUSINESS OFFICE MANAGER

Item	Description	Class	Vendor	Qty	Price	Extd Price
043891	#RBC15364A; BOOKCASE- 36" X 53" FINISH ANY STEELCASE PAINT:	M0	INTERIOR DESIGN Model #: RBC15364A	1	$XXX.XX	$XXX.XX
073499	#4535331DW, CRITERION HIGH BACK CHAIR PNEUMATIC HEIGHT ADJUSTABLE SEAT DEPTH, SOFT CASTERS, FABRIC: CANZONE STANDARD FINISH SOIL RETARDANT	M0	INTERIOR DESIGN Model #: 4535331DW	1	$XXX.XX	$XXX.XX
121900	8LF18302F- FILE - 2 DRAWER, LATERAL, HANGING FRAME, W/LOCK, 30"W, PAINT:	M0	INTERIOR DESIGN Model #: 8LF18302F	2	$XXX.XX	$XXX.XX
121977	RATCL1860F-FILE-TOP FOR TWO FILES 60" X 18-1/8", PLASTIC LAMINATE;	M0	INTERIOR DESIGN Model #: RATCL1860F	1	$XXX.XX	$XXX.XX
705095	TSAFSP3060FTSRP - DESK-#1836M, PEDESTAL LEFT EXE RETURN RIGHT W/LOCK 60X 30 DESK- 37 1/2 X 19 3/4 X 29 3/4 HIGH RETURN, PLASTIC LAMINATE:	M0	INTERIOR DESIGN Model #: TSAFSP3060FTSRP	1	$XXX.XX	$XXX.XX
705326	#474419M - GUEST CHAIR SNODDGRASS, OPEN LOOP ARMS WITH OPEN BACK BASE: POLISHED CHROME, FABRIC: REGIS, SOIL RETARDANT	M0	INTERIOR DESIGN Model #: 474419M	2	$XXX.XX	$XXX.XX
713795	#2W367; WASTE-CAN; 28 QT; LG, RECTANGULAR FIRE RESISTANT (UL) 14.5"X10.5"X15.29"H COLOR: BEIGE. (MANF. RUBBERMAID 254300BEIG)	M0	GRAINGER Model #: 2W367	1	$XXX.XX	$XXX.XX
J62710	2042, COAT HOOK, SINGLE -1"WX7 1/2" X4 1/2" FINISH: GLOSS BLACK ***PETER PEPPER***	M4	INTERIOR DESIGN Model #: 2042	1	$XXX.XX	$XXX.XX

Total Budget For Each Occurance Of This Type Space: $XXX.XX

1 Occurances Of This Type Space Included In The Budget Totaling: $XXX.XX

0100

HCA - The Healthcare Company
DCEE PROJECTS
GENERAL EQUIPMENT LIST FOR PROJECT A03810 - Grand Strand Lin Acc All New 10000MW

DEPT: 193-ONCOLOGY
SPACE: 4715-CLEAN UTILITY/CLEAN LINEN

Item	Description	Class	Vendor	Qty	Price	Extd Price
203208	#50CI400A-S*; ICEMAKER/DISPENSER, COUNTERTOP 50 LBS STORAGE, 400 LBS/DAY PRODUCTION, AIR COOLED, 21"W X 23"D X 51.125"H, 115V/60/1, 13 AMPS. TO INCLUDE WATER STATION (#50CI400A; $3,315.93) & SENSORSAFE DISPENSING PKG (#SENSORSAFE; $104.86)	M0	FOLLETT CORPORATION Model #: 50CI400A-S*	1	$XXX.XX	$XXX.XX
476505	#29R W/LOCK; REFRIGERATOR, COMPACT U-LINE, 21"W X23"D X 28.5"H; 3.5 CU. FT. CAPACITY; 90 LBS; 115V, 50/60HZ, 2.4 AMPERES SPECIFY HINGE: RIGHT OR LEFT SPECIFY COLOR: WHITE OR BLACK	M7	BARING INDUSTRIES, INC. Model #: 29R W/LOCK	1	$XXX.XX	$XXX.XX
510303	#SSUKIT0207; SHELVING, STORAGE STARTER, 36 X 18 X 75 WITH 6 SHELVES INCLUDING FOOT PLATES **MUST SELECT COLOR: GRAY OR TAN **	M0	STORAGE SYSTEMS, INC. Model #: SSUKIT0207	1	$XXX.XX	$XXX.XX
713782	#1FD42; CART; UTILITY, 500 LB LOAD CAPACITY, 2 TIER. COLOR; BLACK. (MANF. RUBBERMAID 4520-88 BLA)	M0	GRAINGER Model #: 1FD42	1	$XXX.XX	$XXX.XX
718528	#5M744; WASTE-CAN 28 QT RECTANGULAR FIRE RESISTANT (UNDERWRITES LABORATORY) 14.5" X 10.5" X 15.38"; COLOR GRAY; 1 EACH W/O LID(RUBBERMAID 2543) *PRODUCT SET UP TO ORDER IN INCREMENTS OF 1/EA PER KEVIN KOLFF, NAT. REP. ON 10/4/04	M0	GRAINGER Model #: 5M744	1	$XXX.XX	$XXX.XX

Total Budget For Each Occurance Of This Type Space: $XXX.XX

1 Occurances Of This Type Space Included In The Budget Totaling: $XXX.XX

HCA - The Healthcare Company

DCEE PROJECTS

GENERAL EQUIPMENT LIST FOR PROJECT A03810 - Grand Strand Lin Acc All New 10000MW

DEPT: 193-ONCOLOGY
SPACE: 4716-MANAGERS OFFICE

Item	Description	Class	Vendor	Qty	Price	Extd Price
043891	#RBC15364A; BOOKCASE- 36" X 53" FINISH ANY STEELCASE PAINT:	M0	INTERIOR DESIGN Model #: RBC15364A	1	$XXX.XX	$XXX.XX
073499	#4535331DW, CRITERION HIGH BACK CHAIR PNEUMATIC HEIGHT ADJUSTABLE SEAT DEPTH, SOFT CASTERS, FABRIC: CANZONE STANDARD FINISH SOIL RETARDANT	M0	INTERIOR DESIGN Model #: 4535331DW	1	$XXX.XX	$XXX.XX
121900	8LF18302F- FILE - 2 DRAWER, LATERAL, HANGING FRAME, W/LOCK; 30"W, PAINT:	M0	INTERIOR DESIGN Model #: 8LF18302F	2	$XXX.XX	$XXX.XX
121977	RATCL1860F-FILE-TOP FOR TWO FILES 60" X 18-1/8", PLASTIC LAMINATE;	M0	INTERIOR DESIGN Model #: RATCL1860F	1	$XXX.XX	$XXX.XX
705326	#474419M - GUEST CHAIR SNODDGRASS, OPEN LOOP ARMS WITH OPEN BACK BASE: POLISHED CHROME, FABRIC: REGIS, SOIL RETARDANT	M0	INTERIOR DESIGN Model #: 474419M	2	$XXX.XX	$XXX.XX
705895	DESK-TSAFDP3060F, DOUBLE PEDESTAL, 60X30X2 3/8 W/CENTER DRAWER LOCK, FLUSH END PANELS W/REF SHELF PAINT: LAMINATE:	M0	INTERIOR DESIGN Model #: TSAFDP3060F	1	$XXX.XX	$XXX.XX
713795	#2W367; WASTE-CAN; 28 QT; LG, RECTANGULAR FIRE RESISTANT (UL) 14.5"X10.5"X15.29"H COLOR: BEIGE. (MANF. RUBBERMAID 254300BEIG)	M0	GRAINGER Model #: 2W367	1	$XXX.XX	$XXX.XX
362710	2042, COAT HOOK, SINGLE -1"WX7 1/2" X4 1/2" FINISH: GLOSS BLACK ***PETER PEPPER***	M4	INTERIOR DESIGN Model #: 2042	1	$XXX.XX	$XXX.XX

Total Budget For Each Occurance Of This Type Space: $XXX.XX

1 Occurances Of This Type Space Included In The Budget Totaling: $XXX.XX

0101

HCA - The Healthcare Company
DCEE PROJECTS
GENERAL EQUIPMENT LIST FOR PROJECT A03810 - Grand Strand Lin Acc All New 10000MW

DEPT: 193-ONCOLOGY
SPACE: 4718-THERAPY RM CLINAC ix IMRT & IGRT SYS 120 MLC

Item	Description	Class	Vendor	Qty	Price	Extd Price
020093	ARTWORK	M0	AMERICAN ART Model #: ARTWORK	2	$XXX.XX	$XXX.XX
175545	#MDS80529; HAMPER STAND CHROME, SQUARE WITH FOOT PEDAL OPERATED METAL LID (LID COLOR--WHITE), 18 5/8"W X 19 1/2"D X 37 3/4"H, 4 LID LABELS (BIOHAZARD, SOILED LINEN, INFECTIOUS LINEN, & TRASH)	M4	MEDLINE INDUSTRIES, Model #: MDS80529	1	$XXX.XX	$XXX.XX
325796	CLINAC IX W/ 120 LEAF MLC AND PORTAL IMAGING, OBI. IMRT SYSTEM WITH HIGH RESOLUTION MLC AND IGRT - ALL MODES (KV, FLUORO, CBCT) "DEM20060209-002" - ***MUST GET QUOTE"	M0	VARIAN MEDICAL SYSTEMS Model #: DEM20060209-002	1	$XXX.XX	$XXX.XX
325957	#019-016; LINEAR ACC. PERSONAL, RADIATION MONITOR (108200)	M0	RADIOLOGY SPECIALTY Model #: 019-016	1	$XXX.XX	$XXX.XX
713798	#5M875; WASTE-CAN; 8 GAL; STEP-ON; BEIGE FM-CALIFORNIA STATE FIRE MARSHALL APPROVED FOR FIRE SAFETY. RUBBERMAID # 6143, 15 3/4"W X 17 1/8"H X 16 1/4"L. COLOR: BEIGE	M0	GRAINGER Model #: 5M875	1	$XXX.XX	$XXX.XX
717638	#SSUKIT0170; KICK BUCKET #PED1020SS SS, MOBILE (4) SWIVEL CASTERS 13 1/2"D X 14"H	M0	STORAGE SYSTEMS, INC. Model #: SSUKIT0170	1	$XXX.XX	$XXX.XX
717651	#SSUKIT0184; TABLE, INSTRUMENT, #PEDSG93SS WITHOUT SHELF, CASTERS 24"W X 48"L X 34"H	M0	STORAGE SYSTEMS, INC. Model #: SSUKIT0184	1	$XXX.XX	$XXX.XX
723964	IV STAND, "V" DOUBLE STYLE HOOK IV STAND, "V" DOUBLE STYLE HOOK W/HEAVY NO TIP WEIGHTED BASE, ADJUSTABEL 52"-94" W/POSITIVE LOCK; MOUNTED ON FIVE 3" DIAMETER EASY SWIVEL BALL CASTERS. (BLICKMAN)	M0	KERMA MEDICAL Model #: 08421415SS	1	$XXX.XX	$XXX.XX
723969	STOOL REVOLVING SS SEAT W/INSERT STOOL REVOLVING STAINLESS STEEL SEAT W/INSERT: 2" CONDUCTIVE CASTERS; HEIGHT ADJ. 21"-33" (BLICKMAN)	M0	KERMA MEDICAL Model #: 08427745SSC	1	$XXX.XX	$XXX.XX
724394	TRANSTECTOR POWER CONDITIONER FOR VARIAN EQUIPMENT	M0	VARIAN MEDICAL SYSTEMS Model #: PW0102	1	$XXX.XX	$XXX.XX
724395	PATIENT INTERCOM	M0	VARIAN MEDICAL SYSTEMS Model #: ITC 1-1	1	$XXX.XX	$XXX.XX
724396	BLACK AND WHITE CCTV SYSTEM, 9"	M0	VARIAN MEDICAL SYSTEMS Model #: OT0101	1	$XXX.XX	$XXX.XX
724397	LAP APOLLO RED LASERS	M0	VARIAN MEDICAL SYSTEMS Model #: LA0111	1	$XXX.XX	$XXX.XX
724398	FILTRINE CHILLER	M0	VARIAN MEDICAL SYSTEMS Model #: PCP-750E-96A-WP	1	$XXX.XX	$XXX.XX
725437	#3052002030; FOOTSTOOL WITH HANDLES	M0	KERMA MEDICAL Model #: 3052002030	1	$XXX.XX	$XXX.XX

HCA - The Healthcare Company
DCEE PROJECTS
GENERAL EQUIPMENT LIST FOR PROJECT A03810 - Grand Strand Lin Acc All New 10000MW

DEPT: 193-ONCOLOGY
SPACE: 4718-THERAPY RM CLINAC ix IMRT & IGRT SYS 120 MLC

Item	Description	Class	Vendor	Qty	Price	Extd Price

Total Budget For Each Occurance Of This Type Space: $XXX.XX

1 Occurances Of This Type Space Included In The Budget Totaling: $XXX.XX

HCA - The Healthcare Company

DCEE PROJECTS

GENERAL EQUIPMENT LIST FOR PROJECT A03810 - Grand Strand Lin Acc All New 10000MW

DEPT: 193-ONCOLOGY
SPACE: 4728-DOSIMETRIST OFFICE

Item	Description	Class	Vendor	Qty	Price	Extd Price
043891	#RBC15364A; BOOKCASE- 36" X 53" FINISH ANY STEELCASE PAINT:	M0	INTERIOR DESIGN Model #: RBC15364A	1	$XXX.XX	$XXX.XX
073499	#4535331DW, CRITERION HIGH BACK CHAIR PNEUMATIC HEIGHT ADJUSTABLE SEAT DEPTH, SOFT CASTERS, FABRIC: CANZONE STANDARD FINISH SOIL RETARDANT	M0	INTERIOR DESIGN Model #: 4535331DW	1	$XXX.XX	$XXX.XX
121900	8LF18302F- FILE - 2 DRAWER, LATERAL, HANGING FRAME, W/LOCK, 30"W, PAINT:	M0	INTERIOR DESIGN Model #: 8LF18302F	2	$XXX.XX	$XXX.XX
121977	RATCL1860F-FILE-TOP FOR TWO FILES 60" X 18-1/8", PLASTIC LAMINATE;	M0	INTERIOR DESIGN Model #: RATCL1860F	1	$XXX.XX	$XXX.XX
705326	#474419M - GUEST CHAIR SNODDGRASS, OPEN LOOP ARMS WITH OPEN BACK BASE: POLISHED CHROME, FABRIC: REGIS, SOIL RETARDANT	M0	INTERIOR DESIGN Model #: 474419M	1	$XXX.XX	$XXX.XX
705895	DESK-TSAFDP3060F, DOUBLE PEDESTAL, 60X30X2 3/8 W/CENTER DRAWER LOCK, FLUSH END PANELS W/REF SHELF PAINT: LAMINATE:	M0	INTERIOR DESIGN Model #: TSAFDP3060F	1	$XXX.XX	$XXX.XX
713795	#2W367; WASTE-CAN; 28 QT; LG, RECTANGULAR FIRE RESISTANT (UL) 14.5"X10.5"X15.29"H COLOR: BEIGE. (MANF. RUBBERMAID 254300BEIG)	M0	GRAINGER Model #: 2W367	1	$XXX.XX	$XXX.XX
862710	2042, COAT HOOK; SINGLE -1"WX7 1/2" X4 1/2" FINISH: GLOSS BLACK ***PETER PEPPER***	M4	INTERIOR DESIGN Model #: 2042	1	$XXX.XX	$XXX.XX

Total Budget For Each Occurance Of This Type Space: $XXX.XX

1 Occurances Of This Type Space Included In The Budget Totaling: $XXX.XX

HCA - The Healthcare Company
DCEE PROJECTS
GENERAL EQUIPMENT LIST FOR PROJECT A03810 - Grand Strand Lin Acc All New
10000MW

DEPT: 193-ONCOLOGY
SPACE: 4730-CONFERENCE ROOM

Item	Description	Class	Vendor	Qty	Price	Extd Price
073468	#472-410N; CHAIR- MAX STACKER, WITHOUT ARMS, HARD GLIDES, SELECT COATED FRAME COLOR: 7000 BLACK, 7005 COFFEE, 7011 GRAPHITE; *SELECT PLASTIC COLOR: 6205 BLACK, 6206 BURGUNDY, 6250 COFFEE, 6256 GRAPHITE, 6301 AEGAN, 6302 BALTIC, 6303 POMEGRANATE, 6336 JAZZ, SELECT POLYPROPYLENE COLOR FOR SEAT & BACK:_____	M0	INTERIOR DESIGN Model #: 472-410N	8	$XXX.XX	$XXX.XX
476500	#1175R; UNDERCOUNTER REFRIG. W/O U-LINE 34 1/8"H X 23 15/16" W X 23 3/16"D, 120V/60/1, COLOR: WHITE OR BLACK SELECT HINGE: RIGHT OR LEFT (REPLACES MODEL #75R)	M0	BARING INDUSTRIES, INC. Model #: 1175RW/OLOCK	1	$XXX.XX	$XXX.XX
713795	#2W367; WASTE-CAN; 28 QT; LG, RECTANGULAR FIRE RESISTANT (UL) 14.5"X10.5"X15.29"H COLOR: BEIGE. (MANF. RUBBERMAID 254300BEIG)	M0	GRAINGER Model #: 2W367	1	$XXX.XX	$XXX.XX
861402	CAQE48-SC, EGAN VISUAL WHITE WONDER SKETCHING BD COMBINED W/CORK DISPLAY PANEL ON DOORS & FLIPCHART ON LEFT DOOR W/PULL-DOWN PROJECTION SCREEN 48X45X3 CLOSED, 96X45X2 OPEN, FINISH: LAMINATE	M0	INTERIOR DESIGN Model #: CAQE48-SC	1	$XXX.XX	$XXX.XX
'61738	TRE36096UREA - Symphony rectangular table Symphony 36x96 rectangular table, laminate top, flat vinyl edge, Kavi polished chrome T-	M0	INTERIOR DESIGN Model #: TRE36096UREA + BTKAV	1	$XXX.XX	$XXX.XX

Total Budget For Each Occurance Of This Type Space: $XXX.XX

1 Occurances Of This Type Space Included In The Budget Totaling: $XXX.XX

0103

HCA - The Healthcare Company
DCEE PROJECTS
GENERAL EQUIPMENT LIST FOR PROJECT A03810 - Grand Strand Lin Acc All New 10000MW

DEPT: 193-ONCOLOGY
SPACE: 4741-EXAM/CHEMO-THERAPY

Item	Description	Class	Vendor	Qty	Price	Extd Price
073468	#472-410N; CHAIR- MAX STACKER, WITHOUT ARMS, HARD GLIDES, SELECT COATED FRAME COLOR: 7000 BLACK, 7005 COFFEE, 7011 GRAPHITE; *SELECT PLASTIC COLOR: 6205 BLACK, 6206 BURGUNDY, 6250 COFFEE, 6256 GRAPHITE, 6301 AEGAN, 6302 BALTIC, 6303 POMEGRANATE, 6336 JAZZ, SELECT POLYPROPYLENE COLOR FOR SEAT & BACK:_____	M0	INTERIOR DESIGN Model #: 472-410N	1	$XXX.XX	$XXX.XX
707331	#MDS9400; BLOOD PRESSURE UNIT, ANEROID, WALL MOUNT WITH NYLON ADULT CUFF	M0	MEDLINE INDUSTRIES, Model #: MDS9400	1	$XXX.XX	$XXX.XX
713782	#1FD42; CART; UTILITY, 500 LB LOAD CAPACITY, 2 TIER. COLOR; BLACK. (MANF. RUBBERMAID 4520-88 BLA)	M0	GRAINGER Model #: 1FD42	1	$XXX.XX	$XXX.XX
713798	#5M875; WASTE-CAN; 8 GAL; STEP-ON; BEIGE FM-CALIFORNIA STATE FIRE MARSHALL APPROVED FOR FIRE SAFETY. RUBBERMAID # 6143, 15 3/4"W X 17 1/8"H X 16 1/4"L. COLOR: BEIGE	M0	GRAINGER Model #: 5M875	1	$XXX.XX	$XXX.XX
714189	UTILITY TABLE STAINLESS STEEL SATURN UTILITY TABLE SS SATURN W/3 DRAWERS, BOTTOM SHELF, TO RAIL, CASTERS, 20"L X 16"W X 34"H (BLICKMAN)	M0	KERMA MEDICAL Model #: 08427857SS	1	$XXX.XX	$XXX.XX
715643	#8702; LAB STOOL, W/FOOTRING AND BACK; SOFT CASTERS; FLAT TOP ALUMINUM BASE W/BLACK TOE CAPS; "D" RING HEIGHT ADJUSTMENT 23" - 33" FROM FLOOR, **SELECT VINYL COLOR: ALABASTER, PALM, BUTTER, MOSS, PEARL, GRAPE, SHADOW, EMERALD, PUTTY, LAVENDER, DUSTY BLUE, SAGE, GRAY, BRICK DUST, BLUE, NAVY, TAUPE, PORT, WEDGEWOOD, BLACK OR WARM	M7	HASSOC MEDICAL Model #: 8702/SOFT C	1	$XXX.XX	$XXX.XX
717638	#SSUKIT0170; KICK BUCKET #PED1020SS SS, MOBILE (4) SWIVEL CASTERS 13 1/2"D X 14"H	M0	STORAGE SYSTEMS, INC. Model #: SSUKIT0170	1	$XXX.XX	$XXX.XX
722635	#7701-1264-921; AIR FLOWMETER, DIAMOND, 1-15 L/MIN AIR WITH O2 DISS FITTING, TUBING NIPPLE NUT & GLAND	M0	OHIO MEDICAL Model #: 7701-1264-921	1	$XXX.XX	$XXX.XX
722651	#7701-1260-921; O2 FLOWMETER, DIAMOND, (1-15 LPM) WITH O2 DISS FITTING, TUBING NIPPLE NUT & GLAND, (FM, O(ODS), DIA, N&G)	M4	OHIO MEDICAL Model #: 7701-1260-921	1	$XXX.XX	$XXX.XX
722684	#8701-1251-908; PUSH TO SET VACUUM REGULATOR, INTERMITTENT & CONTINUOUS WITH A OVERFLOW SAFETY TRAP, DIAMOND ADAPTER	M0	OHIO MEDICAL Model #: 8701-1251-908	1	$XXX.XX	$XXX.XX

HCA - The Healthcare Company

DCEE PROJECTS

GENERAL EQUIPMENT LIST FOR PROJECT A03810 - Grand Strand Lin Acc All New 10000MW

DEPT: 193-ONCOLOGY
SPACE: 4741-EXAM/CHEMO-THERAPY

Item	Description	Class	Vendor	Qty	Price	Extd Price
723568	EXAM TABLE W/STIRRUPS BASE ONLY EXAM TABLE W/STIRRUPS BASE ONLY (#4443204001: $785.56) AND SEAMLESS UPHOLSTERY TOP (#44430020870XXX: $254.44) SPECIFY COLOR: PEBBLE, PERFECT PLUM, MOSS, NAVY, SHADOW, DUSTY BLUE CLAY (MIDMARK)	M0	KERMA MEDICAL Model #: 4443204001	1	$XXX.XX	$XXX.XX
725435	EXAM LIGHT GLEAMER FLOORSTAND 115V EXAM LIGHT GLEAMER FLOORSTAND 115V	M0	KERMA MEDICAL Model #: 1097GL30FL	1	$XXX.XX	$XXX.XX
725436	SCALE DOCTORS 400LBS CAP W/HEGHT SCALE DOCTORS 400LBS CAPACITY WITH HEGHT ROD	M0	KERMA MEDICAL Model #: 1915000439	1	$XXX.XX	$XXX.XX
725512	#67837671071M; W/A DIAG SET; INCLUDES: WALL TRANSFORMER W/O CLOCK ;11710 OPTHALMOSCOPE W/HEAD; 23810 OTOSCOPE WITH HEAD	M0	KERMA MEDICAL Model #: 67837671071M	1	$XXX.XX	$XXX.XX

Total Budget For Each Occurance Of This Type Space: $XXX.XX

12 Occurances Of This Type Space Included In The Budget Totaling: $XXX.XX

HCA - The Healthcare Company
DCEE PROJECTS
GENERAL EQUIPMENT LIST FOR PROJECT A03810 - Grand Strand Lin Acc All New 10000MW

DEPT: 193-ONCOLOGY
SPACE: 4742-EXAM

Item	Description	Class	Vendor	Qty	Price	Extd Price
073468	#472-410N; CHAIR- MAX STACKER, WITHOUT ARMS, HARD GLIDES, SELECT COATED FRAME COLOR: 7000 BLACK, 7005 COFFEE, 7011 GRAPHITE; *SELECT PLASTIC COLOR: 6205 BLACK, 6206 BURGUNDY, 6250 COFFEE, 6256 GRAPHITE, 6301 AEGAN, 6302 BALTIC, 6303 POMEGRANATE, 6336 JAZZ, SELECT POLYPROPYLENE COLOR FOR SEAT & BACK:_____	M0	INTERIOR DESIGN Model #: 472-410N	1	$XXX.XX	$XXX.XX
707331	#MDS9400; BLOOD PRESSURE UNIT, ANEROID, WALL MOUNT WITH NYLON ADULT CUFF	M0	MEDLINE INDUSTRIES, Model #: MDS9400	2	$XXX.XX	$XXX.XX
713782	#1FD42; CART; UTILITY, 500 LB LOAD CAPACITY, 2 TIER. COLOR; BLACK. (MANF. RUBBERMAID 4520-88 BLA)	M0	GRAINGER Model #: 1FD42	1	$XXX.XX	$XXX.XX
713798	#5M875; WASTE-CAN; 8 GAL; STEP-ON; BEIGE FM-CALIFORNIA STATE FIRE MARSHALL APPROVED FOR FIRE SAFETY. RUBBERMAID # 6143, 15 3/4"W X 17 1/8"H X 16 1/4"L. COLOR: BEIGE	M0	GRAINGER Model #: 5M875	1	$XXX.XX	$XXX.XX
714189	UTILITY TABLE STAINLESS STEEL SATURN UTILITY TABLE SS SATURN W/3 DRAWERS, BOTTOM SHELF, TO RAIL, CASTERS, 20"L X 16"W X 34"H (BLICKMAN)	M0	KERMA MEDICAL Model #: 08427857SS	1	$XXX.XX	$XXX.XX
715643	#8702; LAB STOOL, W/FOOTRING AND BACK; SOFT CASTERS; FLAT TOP ALUMINUM BASE W/BLACK TOE CAPS; "D" RING HEIGHT ADJUSTMENT 23" - 33" FROM FLOOR, **SELECT VINYL COLOR: ALABASTER, PALM, BUTTER, MOSS, PEARL, GRAPE, SHADOW, EMERALD, PUTTY, LAVENDER, DUSTY BLUE, SAGE, GRAY, BRICK DUST, BLUE, NAVY, TAUPE, PORT, WEDGEWOOD, BLACK OR WARM	M7	HASSOC MEDICAL Model #: 8702/SOFT C	1	$XXX.XX	$XXX.XX
717638	#SSUKIT0170; KICK BUCKET #PED1020SS SS, MOBILE (4) SWIVEL CASTERS 13 1/2"D X 14"H	M0	STORAGE SYSTEMS, INC. Model #: SSUKIT0170	1	$XXX.XX	$XXX.XX
722635	#7701-1264-921; AIR FLOWMETER, DIAMOND, 1-15 L/MIN AIR WITH O2 DISS FITTING, TUBING NIPPLE NUT & GLAND	M0	OHIO MEDICAL Model #: 7701-1264-921	1	$XXX.XX	$XXX.XX
722651	#7701-1260-921; O2 FLOWMETER, DIAMOND, (1-15 LPM) WITH O2 DISS FITTING, TUBING NIPPLE NUT & GLAND, (FM, O(ODS), DIA, N&G)	M4	OHIO MEDICAL Model #: 7701-1260-921	1	$XXX.XX	$XXX.XX
722684	#8701-1251-908; PUSH TO SET VACUUM REGULATOR, INTERMITTENT & CONTINUOUS WITH A OVERFLOW SAFETY TRAP, DIAMOND ADAPTER	M0	OHIO MEDICAL Model #: 8701-1251-908	1	$XXX.XX	$XXX.XX

HCA - The Healthcare Company

DCEE PROJECTS

GENERAL EQUIPMENT LIST FOR PROJECT A03810 - Grand Strand Lin Acc All New 10000MW

DEPT: 193-ONCOLOGY
SPACE: 4742-EXAM

Item	Description	Class	Vendor	Qty	Price	Extd Price
723568	EXAM TABLE W/STIRRUPS BASE ONLY EXAM TABLE W/STIRRUPS BASE ONLY (#4443204001: $785.56) AND SEAMLESS UPHOLSTERY TOP (#44430020870XXX: $254.44) SPECIFY COLOR: PEBBLE, PERFECT PLUM, MOSS, NAVY, SHADOW, DUSTY BLUE CLAY (MIDMARK)	M0	KERMA MEDICAL Model #: 4443204001	1	$XXX.XX	$XXX.XX
725435	EXAM LIGHT GLEAMER FLOORSTAND 115V EXAM LIGHT GLEAMER FLOORSTAND 115V	M0	KERMA MEDICAL Model #: 1097GL30FL	1	$XXX.XX	$XXX.XX
725436	SCALE DOCTORS 400LBS CAP W/HEGHT SCALE DOCTORS 400LBS CAPACITY WITH HEGHT ROD	M0	KERMA MEDICAL Model #: 1915000439	1	$XXX.XX	$XXX.XX
725512	#67837671071M; W/A DIAG SET; INCLUDES: WALL TRANSFORMER W/O CLOCK ;11710 OPTHALMOSCOPE W/HEAD; 23810 OTOSCOPE WITH HEAD	M0	KERMA MEDICAL Model #: 67837671071M	1	$XXX.XX	$XXX.XX

Total Budget For Each Occurance Of This Type Space: $XXX.XX

1 Occurances Of This Type Space Included In The Budget Totaling: $XXX.XX

HCA - The Healthcare Company

DCEE PROJECTS

GENERAL EQUIPMENT LIST FOR PROJECT A03810 - Grand Strand Lin Acc All New 10000MW

DEPT: 193-ONCOLOGY
SPACE: 4744-FILES/FILM STORAGE

Item	Description	Class	Vendor	Qty	Price	Extd Price
510303	#SSUKIT0207; SHELVING, STORAGE STARTER, 36 X 18 X 75 WITH 6 SHELVES INCLUDING FOOT PLATES **MUST SELECT COLOR: GRAY OR TAN **	M0	STORAGE SYSTEMS, INC. Model #: SSUKIT0207	4	$XXX.XX	$XXX.XX
510304	#SSUKIT0206; SHELVING, STORAGE STARTER 36 X 18 X 75 WITH 6 SHELVES, INCLUDING FOOT PLATES	M0	STORAGE SYSTEMS, INC. Model #: SSUKIT0206	10	$XXX.XX	$XXX.XX

Total Budget For Each Occurance Of This Type Space: $XXX.XX

1 Occurances Of This Type Space Included In The Budget Totaling: $XXX.XX

HCA - The Healthcare Company
DCEE PROJECTS
GENERAL EQUIPMENT LIST FOR PROJECT A03810 - Grand Strand Lin Acc All New 10000MW

DEPT: 193-ONCOLOGY
SPACE: 4749-HOLDING (OUT-PATIENT)

Item	Description	Class	Vendor	Qty	Price	Extd Price
707304	#0737-000-000; TRANSPORT STRETCHER, STD UNIT (#0737-000-000; $2416.32) DUAL END BRAKE STEER CONTROLS (#0753-003-105; STD) 2 STAGE PERMANENT FOLD IV POLE HEAD END PUSH HANDLES (#0734-035-025; $293.04) UPRIGHT O2 BOTTLE HOLDER (#1020-130-000; $74.00) 3" STANDARD MATTRESS (#1059-326-001; STD) CHOOSE ACCENT COLOR: RED, GRAY OR BLUE.	M0	STRYKER MEDICAL CORP Model #: 0737/ 2 STAGE	1	$XXX.XX	$XXX.XX
707331	#MDS9400; BLOOD PRESSURE UNIT, ANEROID, WALL MOUNT WITH NYLON ADULT CUFF	M0	MEDLINE INDUSTRIES, Model #: MDS9400	1	$XXX.XX	$XXX.XX
714802	#MDS806300SLG; WHEELCHAIR EXCEL; 18"W, 250 LB CAPACITY, REMOVABLE DESK-LENGTH ARMS, SWINGAWAY DETACHABLE ELEVATING LEGRESTS; MAG WHEELS; CHART POCKET. ***COLOR: SILVER GRAY - SLG***	M0	MEDLINE INDUSTRIES, Model #: MDS806300SLG	1	$XXX.XX	$XXX.XX

Total Budget For Each Occurance Of This Type Space: $XXX.XX

4 Occurances Of This Type Space Included In The Budget Totaling: $XXX.XX

HCA - The Healthcare Company
DCEE PROJECTS
GENERAL EQUIPMENT LIST FOR PROJECT A03810 - Grand Strand Lin Acc All New 10000MW

DEPT: 193-ONCOLOGY
SPACE: 4752-LINEN STORAGE

Item	Description	Class	Vendor	Qty	Price	Extd Price
510434	#SSUKIT0008; LINEN CART, LARGE; 60 X 24 X 69, 5 SHELVES W/ COVER, DOLLY ON WHEELS, & SHELF GUARD	M0	STORAGE SYSTEMS, INC. Model #: SSUKIT0008	1	$XXX.XX	$XXX.XX

Total Budget For Each Occurance Of This Type Space: $XXX.XX

1 Occurances Of This Type Space Included In The Budget Totaling: $XXX.XX

DEPT: 193-ONCOLOGY
SPACE: 4758-LOUNGE

Item	Description	Class	Vendor	Qty	Price	Extd Price
073468	#472-410N; CHAIR- MAX STACKER, WITHOUT ARMS, HARD GLIDES, SELECT COATED FRAME COLOR: 7000 BLACK, 7005 COFFEE, 7011 GRAPHITE; *SELECT PLASTIC COLOR: 6205 BLACK, 6206 BURGUNDY, 6250 COFFEE, 6256 GRAPHITE, 6301 AEGAN, 6302 BALTIC, 6303 POMEGRANATE, 6336 JAZZ, SELECT POLYPROPYLENE COLOR FOR SEAT & BACK:_____	M0	INTERIOR DESIGN Model #: 472-410N	4	$XXX.XX	$XXX.XX
430279	#JEM25DM; MICROWAVE OVEN DIMENSIONS: 11 3/16"H X 23 25/32"W X 12 9/32"D. 120V AMP 11.5/120V WATTS 1300/MHZ 2450. SELECT COLOR: BLACK (BB) OR WHITE (WW). **** IS ADA COMPLIANT ****	M0	GENERAL ELECTRIC CO Model #: JEM25DM	1	$XXX.XX	$XXX.XX
713800	#5M878; WASTE-CAN; STEP-ON 23 GAL (#5M878; $93.19) BEIGE CONTAINER MOBILE. FM-CALIFORNIA STATE FIRE MARSHALL APPROVED FOR FIRE SAFETY, COLOR: BEIGE (RUBBERMAID 6146) RIGID LINER (#4KT51; $32.84)	M0	GRAINGER Model #: 5M878/4KT51	2	$XXX.XX	$XXX.XX
718692	#GTS18KCP; REFRIGERATOR, TOP FREEZER WITH ICEMAKER. 66 5/8"H X 32 1/8"D X 29 1/2"W. 17.9 CU. FT. CAPACITY. 120V/ 60HZ/ 15AMPS. SELECT COLOR: WHITE, BLACK, OR BISQUE; HINGE: RIGHT; ****DOOR SWING CAN BE FIELD MODIFIED IF REQUIRED****	M0	GENERAL ELECTRIC CO Model #: GTS18KCP	1	$XXX.XX	$XXX.XX
727553	#CWTF15-3*; BUNN COFFEE BREWER, 12 CUP WITH 3 LOWER WARMERS, STAINLESS STEEL, DIMENSIONS: 17" H X 16.5" W X 17.7" D, 308 GAL./HR. 6.4 CU. FT., ELECTRICAL: REQUIRES 2-WIRES PLUS GROUND SERV. RATED 120V, SINGLE PHASE, 60HZ, 13.9 AMP, 1320 TANK HEAT WATTS, 1670 TOTAL WATTS; PLUMBING: 20-90 PSI (138-621 KPA). MACHINE SUPPLIED WITH 1/4" MALE FLARE FITTING. (FROM ROYAL CUP COFFEE FOR REFERENCE ONLY, HOSPITAL TO LEASE).	M0	ROYAL CUP COFFEE Model #: CWTF15-3*	1		
861500	#2424SQ/PL/SE SPEC FOUR POINTS TABLE STD LAM. 16" WOODEDGE	M0	INTERIOR DESIGN Model #: 2424SQ/PL/SE	2	$XXX.XX	$XXX.XX
861510	#4101M, COMPANION SINGLE SEAT, SPEC COMPANION CHAIR, ARMLESS, 1.75" FRAME, MID BACK, 4 POINTS TO THE FLOOR, GRADE 4 FABRIC	M0	INTERIOR DESIGN Model #: 4101M	4	$XXX.XX	$XXX.XX
861534	#4102M, SPEC TWO SEATER, COMPANION ARMLESS, 1.75" FRAME, GRADE 4 FABRIC	M0	INTERIOR DESIGN Model #: 4102M	1	$XXX.XX	$XXX.XX
869262	TSQ36036VNBP + BXFER36048 Square table 36x36 square laminate top, vinyl edge, TSQ36036VNBP, with BXFER36048 Ferro cast-iron x-base in black wrinkle. Symphony	M0	INTERIOR DESIGN Model #: TSQ36036VNBP + BXFER	1	$XXX.XX	$XXX.XX

HCA - The Healthcare Company
DCEE PROJECTS
GENERAL EQUIPMENT LIST FOR PROJECT A03810 - Grand Strand Lin Acc All New 10000MW

DEPT: 193-ONCOLOGY
SPACE: 4758-LOUNGE

Item	Description	Class	Vendor	Qty	Price	Extd Price

Total Budget For Each Occurance Of This Type Space: $XXX.XX

1 Occurances Of This Type Space Included In The Budget Totaling: $XXX.XX

HCA - The Healthcare Company

DCEE PROJECTS

GENERAL EQUIPMENT LIST FOR PROJECT A03810 - Grand Strand Lin Acc All New 10000MW

DEPT: 193-ONCOLOGY
SPACE: 4764-NURSES STATION

Item	Description	Class	Vendor	Qty	Price	Extd Price
061629	#7300-26; CARD POCKET, FORMS, DOUBLE-LIP POCKETS, COLOR TO BE SELECTED AT ORDER.	M4	CARSTENS Model #: 7300-26	1	$XXX.XX	$XXX.XX
073499	#4535331DW, CRITERION HIGH BACK CHAIR PNEUMATIC HEIGHT ADJUSTABLE SEAT DEPTH, SOFT CASTERS, FABRIC: CANZONE STANDARD FINISH SOIL RETARDANT	M0	INTERIOR DESIGN Model #: 4535331DW	3	$XXX.XX	$XXX.XX
073654	#630-02; CHART CADDYS CUSTOMLINE ROTO CHART CADDY, FLOOR MODEL W/4 LOCKING CARPET CASTERS, 30 CAPACITY, FOR TOP OPENING CHARTS	M0	CARSTENS Model #: 630-02	1	$XXX.XX	$XXX.XX
634221	**DISC. NO REPLACEMENT**#2180CX01EE; THERMOMETER, FAST ELECTRONIC TURBOTEMP PACKAGE INCLUDES THERMOMETER UNIT, THREE AA BATTERIES, ELECTRONIC SECURITY BASE, ORAL AND RECTAL PROBES AND PROBE COVER WALL BRACKET DISPENSER: DUAL PROBE UNIT. ONE YEAR WARRANTY	M0	CAREFUSION ALARIS Model #: 2180CX01EE	2	$XXX.XX	$XXX.XX
715617	#AE6975; SUCTION, S-SCORT DUET, INCLUDES BOTH BATTERY AND PLUG-IN OPERATION, MEETS AHA RECOMMENDATIONS - USE WITH ADULTS (>30 LPM AT TIP OF CATHETER) OR INFANTS/CHILDREN (80-120 MMHG). 10.5 LBS.	M0	ARMSTRONG MEDICAL IND. Model #: AE6975	1	$XXX.XX	$XXX.XX
718528	#5M744; WASTE-CAN 28 QT RECTANGULAR FIRE RESISTANT (UNDERWRITES LABORATORY) 14.5" X 10.5" X 15.38"; COLOR GRAY; 1 EACH W/O LID(RUBBERMAID 2543) *PRODUCT SET UP TO ORDER IN INCREMENTS OF 1/EA PER KEVIN KOLFF, NAT. REP. ON 10/4/04	M0	GRAINGER Model #: 5M744	2	$XXX.XX	$XXX.XX
721095	INTUBATION EQUIPMENT**NEED FORMAL QUOTE - BUDGET ONLY!!** INCLUDES: LARYNGOSCOPE HANDLES, BLADES & MCGILL FORCEPTS. *** FOR BUDGETING ONLY - MUST GET QUOTE *** (RAUSCH OR WELCH ALLYN)	M0	KERMA MEDICAL Model #: INTUBATION	1	$XXX.XX	$XXX.XX
725502	#67830DS48A, POCKET ANEROID GAUGE BLOOD PRESSURE ($102.00) W/#6783REUSE092BV, REUSABLE CHILD CUFF, BLOOD PRESSURE ($31.33)	M0	KERMA MEDICAL Model #: 67830DS48A	1	$XXX.XX	$XXX.XX
725511	DIAGNOSTIC SET OTOSCOPE & DIAGNOSTIC SET OTOSCOPE & OPTHALMASCOPE WITH CARRYING CASE	M0	KERMA MEDICAL Model #: 678397150M	1	$XXX.XX	$XXX.XX
725532	#6783508222; SPHYGOMOMANOMETER POCKET ANEROID SPHYGOMOMANOMETER POCKET ANEROID ADULT CUFF GRAY 2-TUBE	M0	KERMA MEDICAL Model #: 6783508222	1	$XXX.XX	$XXX.XX

HCA - The Healthcare Company

DCEE PROJECTS

GENERAL EQUIPMENT LIST FOR PROJECT A03810 - Grand Strand Lin Acc All New 10000MW

DEPT: 193-ONCOLOGY
SPACE: 4764-NURSES STATION

Item	Description	Class	Vendor	Qty	Price	Extd Price
726424	#SSUKIT1610 RED; ER CART ALUMINUM RED. INCLUDES: CARDIAC BACK BOARD (#PCB-1; $69.30) & O2 TANK BRACKET (#AOB-1; $63.00), IV POLES (#PIV-1; $94.50); TUBULAR RAILING (#PSR-1; $121.50). DIMENSIONS: 45 1/2"H X 25"D X 32 3/4"W (MANF. ARMSTRONG; #PAR 30; $1,345.50) - RED	M0 Model #:	STORAGE SYSTEMS, INC. SSUKIT1610 R	1	$XXX.XX	$XXX.XX
727016	#70507-000081; LIFEPAK 20E DEFIBRILLATOR WITH PACING AND SP02 (MASIMO), $10,348.65; CAT #11130-000037, STANDARD ADULT DETACHABLE HARD PADDLES; $381.71, CAT #11171-000017, ADULT SPO2 SENSOR REUSABLE $232.20; CAT #11260-000016, QUIK-COMBO ACCESSORY POUCH $36.16	M0 Model #:	PHYSIO CONTROL 70507-000081.	1	$XXX.XX	$XXX.XX

Total Budget For Each Occurance Of This Type Space: $XXX.XX

1 Occurances Of This Type Space Included In The Budget Totaling: $XXX.XX

HCA - The Healthcare Company

DCEE PROJECTS

GENERAL EQUIPMENT LIST FOR PROJECT A03810 - Grand Strand Lin Acc All New 10000MW

DEPT: 193-ONCOLOGY
SPACE: 4775-SIMULATOR - CT - G.E.

Item	Description	Class	Vendor	Qty	Price	Extd Price
000081	#S7803CY ONCOLOGY WORKSTATION ONCOLOGY WORKSTATION WITH FULL SIM MD S7803CY, ADDITIONAL LCD MONITOR M80281FR, CT/PET FUSION B79971FR	M0	GE HEALTHCARE Model #: S7803CY	1	$XXX.XX	$XXX.XX
018551	#EVL-XX; APRON, LEAD 24" WIDE X40" LONG.5MM, LIGHT WEIGHT LEAD - ADJUSTABLE. (**NOTE: THIS IS AN EXTRA LARGE APRON**)	M0	RADIOLOGY SPECIALTY Model #: EVL-XX	2	$XXX.XX	$XXX.XX
020093	ARTWORK	M0	AMERICAN ART Model #: ARTWORK	2	$XXX.XX	$XXX.XX
162500	#HGP; GLOVES, LEAD, .5MM -15 INCHES W/7" FLARE #15;	M0	RADIOLOGY SPECIALTY Model #: HGP	1	$XXX.XX	$XXX.XX
175545	#MDS80529; HAMPER STAND CHROME, SQUARE WITH FOOT PEDAL OPERATED METAL LID (LID COLOR–WHITE), 18 5/8"W X 19 1/2"D X 37 3/4"H, 4 LID LABELS (BIOHAZARD, SOILED LINEN, INFECTIOUS LINEN, & TRASH)	M4	MEDLINE INDUSTRIES, Model #: MDS80529	1	$XXX.XX	$XXX.XX
469960	#AGR-110; RACK, APRON & GLOVE, ALL STEEL CONSTRUCTION, WALL MOUNTED, 16" AND 18" MOUNTING HOLES TO MATCH MOST STUD DESIGNS, GLOVE HOLDERS LOCATED BOTH ENDS, DESIGNED FOR 1 APRON, 30" WIDE ARCHED BAR, SHIPPING WEIGHT 10 LBS., COLOR: BEIGE	M4	RADIOLOGY SPECIALTY Model #: AGR-110	1	$XXX.XX	$XXX.XX
554101	#BSH-65; STEP STOOL, W/SINGLE HANDLE	M0	RADIOLOGY SPECIALTY Model #: BSH-65	1	$XXX.XX	$XXX.XX
715642	#9702; PHYSICIAN'S STOOL (SOFT CASTERS), NO BACK, FLAT TOP ALUMINUM BASE W/BLACK TOE CAPS; "D" RING HEIGHT ADJUSTMENT 17" - 22" FROM FLOOR. **SELECT VINYL COLOR: ALABASTER, PALM, BUTTER, MOSS, PEARL, GRAPE, SHADOW, EMERALD, PUTTY, LAVENDER, DUSTY BLUE, SAGE, GRAY, BRICK DUST, BLUE, NAVY, TAUPE, PORT, WEDGEWOOD, BLACK OR WARM GRAY.	M7	HASSOC MEDICAL Model #: 9702/SOFT C	1	$XXX.XX	$XXX.XX
717638	#SSUKIT0170; KICK BUCKET #PED1020SS SS, MOBILE (4) SWIVEL CASTERS 13 1/2"D X 14"H	M0	STORAGE SYSTEMS, INC. Model #: SSUKIT0170	1	$XXX.XX	$XXX.XX
717651	#SSUKIT0184; TABLE, INSTRUMENT, #PEDSG93SS WITHOUT SHELF, CASTERS 24"W X 48"L X 34"H	M0	STORAGE SYSTEMS, INC. Model #: SSUKIT0184	1	$XXX.XX	$XXX.XX

HCA - The Healthcare Company

DCEE PROJECTS

GENERAL EQUIPMENT LIST FOR PROJECT A03810 - Grand Strand Lin Acc All New 10000MW

DEPT: 193-ONCOLOGY
SPACE: 4775-SIMULATOR - CT - G.E.

Item	Description	Class	Vendor	Qty	Price	Extd Price
722806	#S7716ET, LIGHTSPEED XTRA (16) LIGHTSPEED XTRA 16 100KW PERFORMIX 8MHU TUBE XTREAM FX CONSOLE VOLUME VIEWER B7540LD, PARTIAL SYSTEM UPS B7999ZA, PERFUSION 3 B7700PY, AVA B7868LA, 1700 TABLE, SMART STEP B7864SM, NO AW INCLUDED *****MUST OBTAIN QUOTE FROM MILTON MUELLER*****	M0 Model #:	GE HEALTHCARE S7716ET	1	$XXX.XX	$XXX.XX

Total Budget For Each Occurance Of This Type Space: $XXX.XX

1 Occurances Of This Type Space Included In The Budget Totaling: $XXX.XX

HCA - The Healthcare Company
DCEE PROJECTS
GENERAL EQUIPMENT LIST FOR PROJECT A03810 - Grand Strand Lin Acc All New 10000MW

DEPT: 193-ONCOLOGY
SPACE: 4777-SOILED UTILITY

Item	Description	Class	Vendor	Qty	Price	Extd Price
175545	#MDS80529; HAMPER STAND CHROME, SQUARE WITH FOOT PEDAL OPERATED METAL LID (LID COLOR--WHITE), 18 5/8"W X 19 1/2"D X 37 3/4"H, 4 LID LABELS (BIOHAZARD, SOILED LINEN, INFECTIOUS LINEN, & TRASH)	M4	MEDLINE INDUSTRIES, Model #: MDS80529	1	$XXX.XX	$XXX.XX
713779	#5Z207; RUBBERMAID CART SOILED LINEN ($329.66) W/2 SWIVEL 2 RIG CASTERS, OVERALL DIMENSIONS: 33 13/16"W X 48 7/64"L X 37"H, 20 CU. FT. CAPACITY, 144 GAL 4619 GRAY WITH 4617 LID #5Z210 ($123.56)	M0	GRAINGER Model #: 5Z207/5Z210	1	$XXX.XX	$XXX.XX
718528	#5M744; WASTE-CAN 28 QT RECTANGULAR FIRE RESISTANT (UNDERWRITES LABORATORY) 14.5" X 10.5" X 15.38"; COLOR GRAY; 1 EACH W/O LID(RUBBERMAID 2543) *PRODUCT SET UP TO ORDER IN INCREMENTS OF 1/EA PER KEVIN KOLFF, NAT. REP. ON 10/4/04	M0	GRAINGER Model #: 5M744	1	$XXX.XX	$XXX.XX

Total Budget For Each Occurance Of This Type Space: $XXX.XX

1 Occurances Of This Type Space Included In The Budget Totaling: $XXX.XX

0110

HCA - The Healthcare Company
DCEE PROJECTS
GENERAL EQUIPMENT LIST FOR PROJECT A03810 - Grand Strand Lin Acc All New 10000MW

DEPT: 193-ONCOLOGY
SPACE: 4778-STORAGE

Item	Description	Class	Vendor	Qty	Price	Extd Price
510303	#SSUKIT0207; SHELVING, STORAGE STARTER, 36 X 18 X 75 WITH 6 SHELVES INCLUDING FOOT PLATES **MUST SELECT COLOR: GRAY OR TAN **	M0	STORAGE SYSTEMS, INC. Model #: SSUKIT0207	1	$XXX.XX	$XXX.XX
510304	#SSUKIT0206; SHELVING, STORAGE STARTER 36 X 18 X 75 WITH 6 SHELVES, INCLUDING FOOT PLATES	M0	STORAGE SYSTEMS, INC. Model #: SSUKIT0206	3	$XXX.XX	$XXX.XX

Total Budget For Each Occurance Of This Type Space: $XXX.XX

1 Occurances Of This Type Space Included In The Budget Totaling: $XXX.XX

HCA - The Healthcare Company
DCEE PROJECTS
GENERAL EQUIPMENT LIST FOR PROJECT A03810 - Grand Strand Lin Acc All New 10000MW

DEPT: 193-ONCOLOGY
SPACE: 4779-TOILET

Item	Description	Class	Vendor	Qty	Price	Extd Price
718528	#5M744; WASTE-CAN 28 QT RECTANGULAR FIRE RESISTANT (UNDERWRITES LABORATORY) 14.5" X 10.5" X 15.38"; COLOR GRAY; 1 EACH W/O LID(RUBBERMAID 2543) *PRODUCT SET UP TO.ORDER IN INCREMENTS OF 1/EA PER KEVIN KOLFF, NAT. REP. ON 10/4/04	M0	GRAINGER Model #: 5M744	1	$XXX.XX	$XXX.XX

Total Budget For Each Occurance Of This Type Space: $XXX.XX

7 Occurances Of This Type Space Included In The Budget Totaling: $XXX.XX

HCA - The Healthcare Company
DCEE PROJECTS
GENERAL EQUIPMENT LIST FOR PROJECT A03810 - Grand Strand Lin Acc All New 10000MW

DEPT: 193-ONCOLOGY
SPACE: 4782-TREAT PLAN ECLIPSE VARIS/VISION

Item	Description	Class	Vendor	Qty	Price	Extd Price
713795	#2W367; WASTE-CAN; 28 QT; LG, RECTANGULAR FIRE RESISTANT (UL) 14.5"X10.5"X15.29"H COLOR: BEIGE. (MANF. RUBBERMAID 254300BEIG)	M0	GRAINGER Model #: 2W367	1	$XXX.XX	$XXX.XX
715954	VARIS/VISION AND EXLIPSE - TYPICAL. TREATMENT PLANNING AND INFORMATION/IMAGE MANAAGEMENT SYSTEMS FOR LARGER DEPARTMENT.	M0	VARIAN MEDICAL SYSTEMS Model #: DEM20060212-002	1	$XXX.XX	$XXX.XX

Total Budget For Each Occurance Of This Type Space: $XXX.XX

1 Occurances Of This Type Space Included In The Budget Totaling: $XXX.XX

HCA - The Healthcare Company
DCEE PROJECTS
GENERAL EQUIPMENT LIST FOR PROJECT A03810 - Grand Strand Lin Acc All New
10000MW

DEPT: 193-ONCOLOGY
SPACE: 4784-WAITING

Item	Description	Class	Vendor	Qty	Price	Extd Price
713795	#2W367; WASTE-CAN; 28 QT; LG, RECTANGULAR FIRE RESISTANT (UL) 14.5"X10.5"X15.29"H COLOR: BEIGE. (MANF. RUBBERMAID 254300BEIG)	M0	GRAINGER Model #: 2W367	1	$XXX.XX	$XXX.XX
861500	#2424SQ/PL/SE SPEC FOUR POINTS TABLE STD LAM. 16" WOODEDGE	M0	INTERIOR DESIGN Model #: 2424SQ/PL/SE	3	$XXX.XX	$XXX.XX
861535	#2301SCS, SPEC FULL RING LOUNGE CHAIR 1 1/2" FRAME, 16" SEAT HEIGHT, GRADE 4	M0	INTERIOR DESIGN Model #: 2301CS	6	$XXX.XX	$XXX.XX
861537	#2302CS SPEC FULL RING 2 SEATER, ARMS AT END ONLY, 16" SEAT HEIGHT,GRADE 4 FABRIC, SPECTONE FRAME	M0	INTERIOR DESIGN Model #: 2302CS	2	$XXX.XX	$XXX.XX
862701	482, MAGAZINE RACK - FOUR SLOT MAGAZINE RACK, 14" X 34" X 5" SIDE PANEL FINISH; K-NAT. OAK, KS-MED OAK,MM-MED. MAHOG, W-WALNUT, FRONT: ANY P.P. COLOR ***PETER	M0	INTERIOR DESIGN Model #: 482	1	$XXX.XX	$XXX.XX

Total Budget For Each Occurance Of This Type Space: $XXX.XX

4 Occurances Of This Type Space Included In The Budget Totaling: $XXX.XX

HCA - The Healthcare Company

DCEE PROJECTS

GENERAL EQUIPMENT LIST FOR PROJECT A03810 - Grand Strand Lin Acc All New 10000MW

DEPT: 193-ONCOLOGY
SPACE: 9078-POINT OF USE SERVICE

Item	Description	Class	Vendor	Qty	Price	Extd Price
715332	#SSUKIT0276; DOUBLE SIDED LOUVERED RACK W/CASTERS 36X30X66/W CASTERS & BINS	M0 Model #:	STORAGE SYSTEMS, INC. SSUKIT0276	1	$XXX.XX	$XXX.XX

Total Budget For Each Occurance Of This Type Space: $XXX.XX

1 Occurances Of This Type Space Included In The Budget Totaling: $XXX.XX

HCA - The Healthcare Company
DCEE PROJECTS
GENERAL EQUIPMENT LIST FOR PROJECT A03810 - Grand Strand Lin Acc All New 10000MW

DEPT: 193-ONCOLOGY
SPACE: 9869-MEDS

Item	Description	Class	Vendor	Qty	Price	Extd Price
718171	#REF5-00-SP00; REFRIGERATOR, WITH LOCK AND KEY, SS INTERIOR/EXTERIOR, 4.8 CU. FT., 115 V, 60HZ, 1PH, 8.0 AMPS, MAX.FUSE 15 AMPS, HOSPITAL GRADE CORD & PLUG - NEMA 5-15, 33 DEGREES F - 40 DEGREES F (1 DEGREE C - 5 DEGREES C) REVERSIBLE DOOR SWING/HANDLE, 34HX23.75WX25.5D, NSF, UL & CUL LISTED.	M0	FOLLETT CORPORATION Model #: REF5-00-SP00	1	$XXX.XX	$XXX.XX
718528	#5M744; WASTE-CAN 28 QT RECTANGULAR FIRE RESISTANT (UNDERWRITES LABORATORY) 14.5" X 10.5" X 15.38"; COLOR GRAY; 1 EACH W/O LID(RUBBERMAID 2543) *PRODUCT SET UP TO ORDER IN INCREMENTS OF 1/EA PER KEVIN KOLFF, NAT. REP. ON 10/4/04	M0	GRAINGER Model #: 5M744	1	$XXX.XX	$XXX.XX

Total Budget For Each Occurance Of This Type Space: $XXX.XX

1 Occurances Of This Type Space Included In The Budget Totaling: $XXX.XX

HCA - The Healthcare Company

DCEE PROJECTS

GENERAL EQUIPMENT LIST FOR PROJECT A03810 - Grand Strand Lin Acc All New 10000MW

DEPT: 193-ONCOLOGY
SPACE: 9870-MEDS IV PREP W/ HOOD

Item	Description	Class	Vendor	Qty	Price	Extd Price
073476	#4537300S, CRITERION MIDBACK STOOL PNEUMATIC HEIGHT VINYL UPHOLSTRY STANDARD FINISH	M0	INTERIOR DESIGN Model #: 4537300S	1	$XXX.XX	$XXX.XX
192724	#NU-425-200; HOOD, VERTICAL FLOW 2 FEET W/36" STAND - 50"H X 28 1/2"W X 24"D, THIMBLE EXHAUST TRANSITION 928 - 202 115V/60/1/15 AMPS, SELECT BASE HEIGHT: 30" OR 36" - REQUIRES EXTERNAL EXHAUST - CONTRACTOR TO PROVIDE EXHAUST BLOWER,DUCTWORK & ALL FITTINGS	M0	NU-AIRE C/O MEDREP Model #: NU 425-200	1	$XXX.XX	$XXX.XX
476500	#1175R; UNDERCOUNTER REFRIG. W/O U-LINE 34 1/8"H X 23 15/16" W X 23 3/16"D, 120V/60/1, COLOR: WHITE OR BLACK SELECT HINGE: RIGHT OR LEFT (REPLACES MODEL #75R)	M0	BARING INDUSTRIES, INC. Model #: 1175RW/OLOCK	1	$XXX.XX	$XXX.XX
713782	#1FD42; CART; UTILITY, 500 LB LOAD CAPACITY, 2 TIER. COLOR; BLACK. (MANF. RUBBERMAID 4520-88 BLA)	M0	GRAINGER Model #: 1FD42	1	$XXX.XX	$XXX.XX
713798	#5M875; WASTE-CAN; 8 GAL; STEP-ON; BEIGE FM-CALIFORNIA STATE FIRE MARSHALL APPROVED FOR FIRE SAFETY. RUBBERMAID # 6143, 15 3/4"W X 17 1/8"H X 16 1/4"L. COLOR: BEIGE	M0	GRAINGER Model #: 5M875	1	$XXX.XX	$XXX.XX
725974	#FZR5; -20C FREEZER, UNDERCOUNTER, EXTERNAL TEMP DISPLAY, LOCK & KEY, STAINLESS STEEL INTERIOR/EXTERIOR, 4.2 CUFT, 115 V, 60HZ, 1PH, 8.0 AMPS, MAX.FUSE 15 AMPS, HOSPITAL GRADE CORD & PLUG; NEMA 5-15, TEMP RANGE OF -30C TO -15C, REVERSIBLE DOOR SWING/HANDLE, 34"H X 23.75"W X 25.5"D, NSF, UL & CUL LISTED	M0	FOLLETT CORPORATION Model #: FZR5	1	$XXX.XX	$XXX.XX

Total Budget For Each Occurance Of This Type Space: $XXX.XX

1 Occurances Of This Type Space Included In The Budget Totaling: $XXX.XX

HCA - The Healthcare Company

DCEE PROJECTS

GENERAL EQUIPMENT LIST FOR PROJECT A03810 - Grand Strand Lin Acc All New 10000MW

DEPT: 193-ONCOLOGY
SPACE: 9871-NOURISHMENT

Item	Description	Class	Vendor	Qty	Price	Extd Price
203210	#25CI400A-S*; ICEMAKER/DISPENSER, 21"W X 48"H X 23"D, COUNTERTOP, AIR COOLED,25 LBS STORAGE, 400 LBS/DAY PRODUCTION, TO INCL WATER STATION (#25CI400A; $3,094.44) AND SENSORSAFE DISPENSING (#SENSORSAFE; $104.86)	M0	FOLLETT CORPORATION Model #: 25CI400A-S*	1	$XXX.XX	$XXX.XX
430279	#JEM25DM; MICROWAVE OVEN DIMENSIONS: 11 3/16"H X 23 25/32"W X 12 9/32"D. 120V AMP 11.5/120V WATTS 1300/MHZ 2450. SELECT COLOR: BLACK (BB) OR WHITE (WW). **** IS ADA COMPLIANT ****	M0	GENERAL ELECTRIC CO Model #: JEM25DM	1	$XXX.XX	$XXX.XX
713795	#2W367; WASTE-CAN; 28 QT; LG, RECTANGULAR FIRE RESISTANT (UL) 14.5"X10.5"X15.29"H COLOR: BEIGE. (MANF. RUBBERMAID 254300BEIG)	M0	GRAINGER Model #: 2W367	1	$XXX.XX	$XXX.XX
714519	#00130229; WATER FILTER SYSTEM (ACCESSORY FOR ICEMAKER DISPENSERS). PREFILTER PRIMARY FILTER PRESSURE GAUGE AND WALL	M0	FOLLETT CORPORATION Model #: 00130229	1	$XXX.XX	$XXX.XX
720028	#GTH17JBC; REFRIGERATOR, TOP SPILL PROOF ADJ. GLASS SHELVES. WITHOUT ICEMAKER. 16.6 CU. FT. CAPACITY. 64 3/4"H X 31"D X 28"W. 120V/ 60HZ/ 15AMPS; ENERGY STAR, HINGE CAN BE FIELD MODIFIED. SELECT COLOR: WHITE GTH17JBC WW OR BLACK GTH17JBC BB *DOOR SWING CAN BE FIELD MODIFIED IF REQUIRED* ****IF ICEMAKER KIT #IM4A IS NEEDED, ADD ITEM #718322****	M0	GENERAL ELECTRIC CO Model #: GTH17JBC	1	$XXX.XX	$XXX.XX
727553	#CWTF15-3*; BUNN COFFEE BREWER, 12 CUP WITH 3 LOWER WARMERS, STAINLESS STEEL, DIMENSIONS: 17" H X 16.5" W X 17.7" D, 308 GAL./HR. 6.4 CU. FT., ELECTRICAL: REQUIRES 2-WIRES PLUS GROUND SERV. RATED 120V, SINGLE PHASE, 60HZ, 13.9 AMP, 1320 TANK HEAT WATTS, 1670 TOTAL WATTS; PLUMBING: 20-90 PSI (138-621 KPA). MACHINE SUPPLIED WITH 1/4" MALE FLARE FITTING. (FROM ROYAL CUP COFFEE FOR REFERENCE ONLY, HOSPITAL TO LEASE).	M0	ROYAL CUP COFFEE Model #: CWTF15-3*	1		

Total Budget For Each Occurance Of This Type Space: $XXX.XX

1 Occurances Of This Type Space Included In The Budget Totaling: $XXX.XX

HCA - The Healthcare Company
DCEE PROJECTS
GENERAL EQUIPMENT LIST FOR PROJECT A03810 - Grand Strand Lin Acc All New 10000MW

DEPT: 193-ONCOLOGY
SPACE: 9872-JANITOR

Item	Description	Class	Vendor	Qty	Price	Extd Price
062021	#F36-08R; FOLDING CABINET STAINLESS STEEL; COMPLETE WITH 2 FOUR GALLON STAINLESS STEEL HALF OVAL PAILS, 12-16 OZ; STAINLESS STEEL MOP WRINGER, STAINLESS STEEL LOCKABLE DOOR; ANTIBACTERIAL ZIPPER BAG AND STAINLESS STEEL TRASH LID	M0	ROYCE ROLLS RINGER CO. Model #: F36-08R	1	$XXX.XX	$XXX.XX

Total Budget For Each Occurance Of This Type Space: $XXX.XX

1 Occurances Of This Type Space Included In The Budget Totaling: $XXX.XX

DEPT: 193-ONCOLOGY
SPACE: 9872-JANITOR

Item	Description	Class	Vendor	Qty	Price	Extd Price

Exhibit B-4(A)

MAPQUEST.

Map of Grand Strand Regional Med Center

809 82nd Pkwy, Myrtle Beach, SC 29572 - (843) 692-1000

Notes

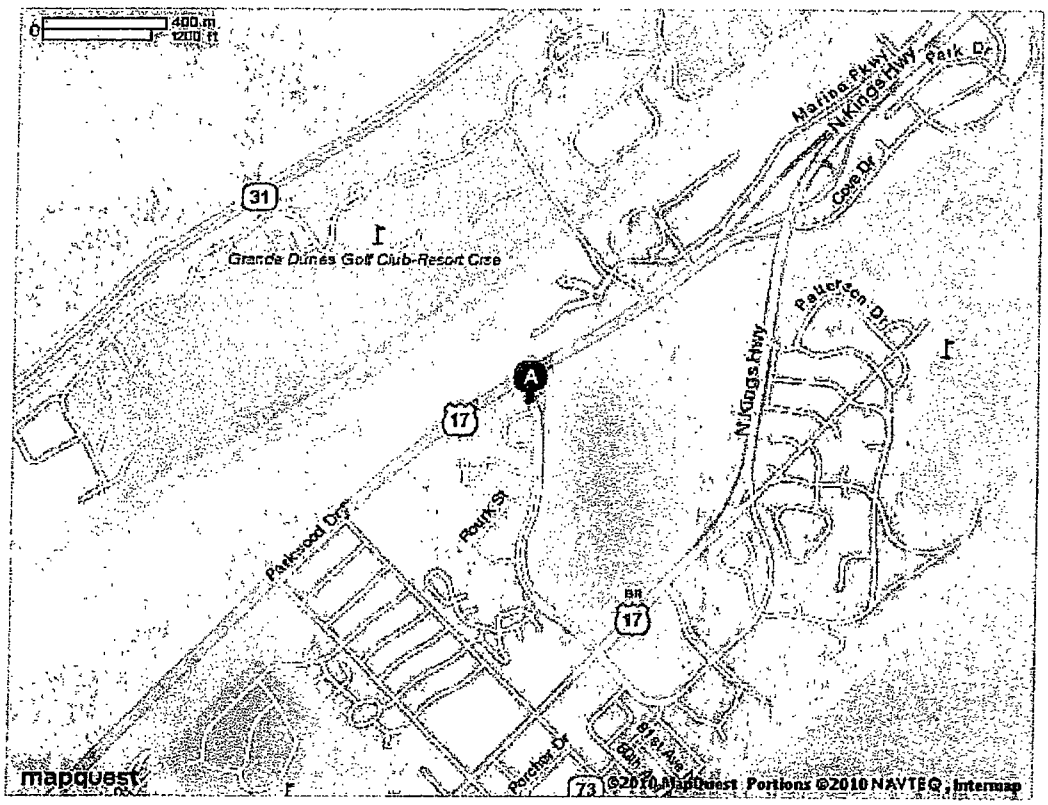

All rights reserved. Use subject to License/Copyright | Map Legend

Directions and maps are informational only. We make no warranties on the accuracy of their content, road conditions or route usability or expeditiousness. You assume all risk of use. MapQuest and its suppliers shall not be liable to you for any loss or delay resulting from your use of MapQuest. Your use of MapQuest means you agree to our Terms of Use

MAPQUEST.

Map of Grand Strand Regional Med Center

809 82nd Pkwy, Myrtle Beach, SC 29572 - (843) 692-1000

Notes

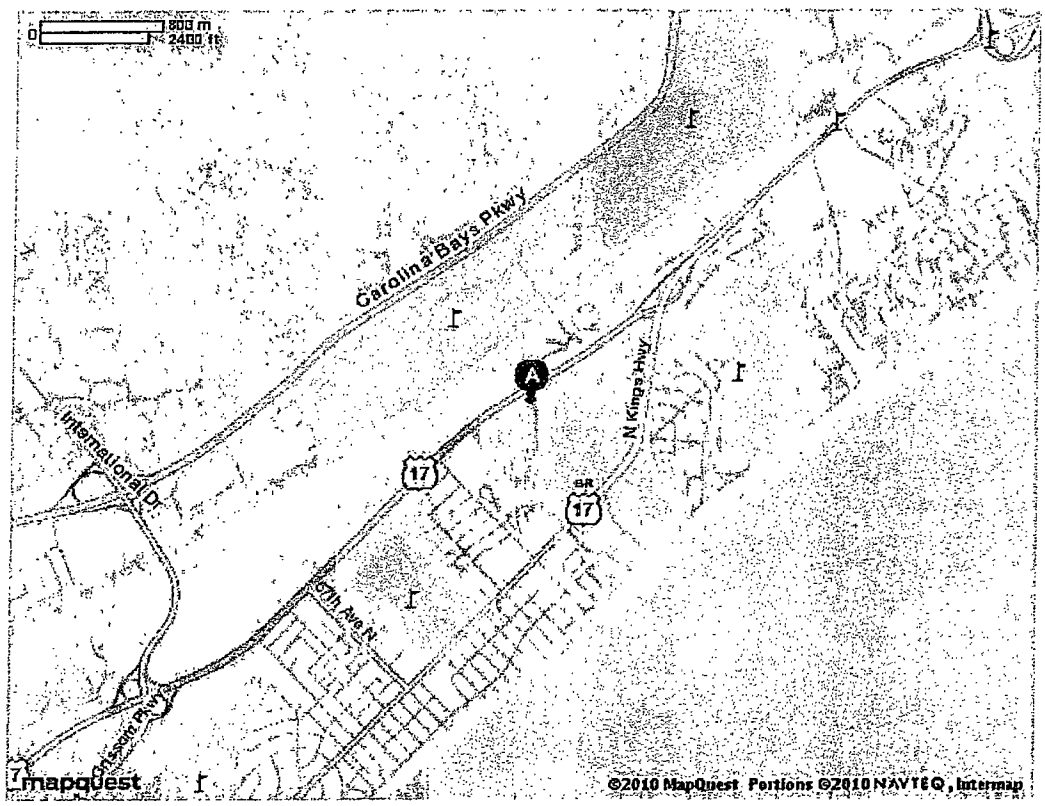

All rights reserved. Use subject to License/Copyright | Map Legend

Directions and maps are informational only. We make no warranties on the accuracy of their content, road conditions or route usability or expeditiousness. You assume all risk of use. MapQuest and its suppliers shall not be liable to you for any loss or delay resulting from your use of MapQuest. Your use of MapQuest means you agree to our Terms of Use

MAPQUEST.

Map of Grand Strand Regional Med Center

809 82nd Pkwy, Myrtle Beach, SC 29572 - (843) 692-1000

Notes

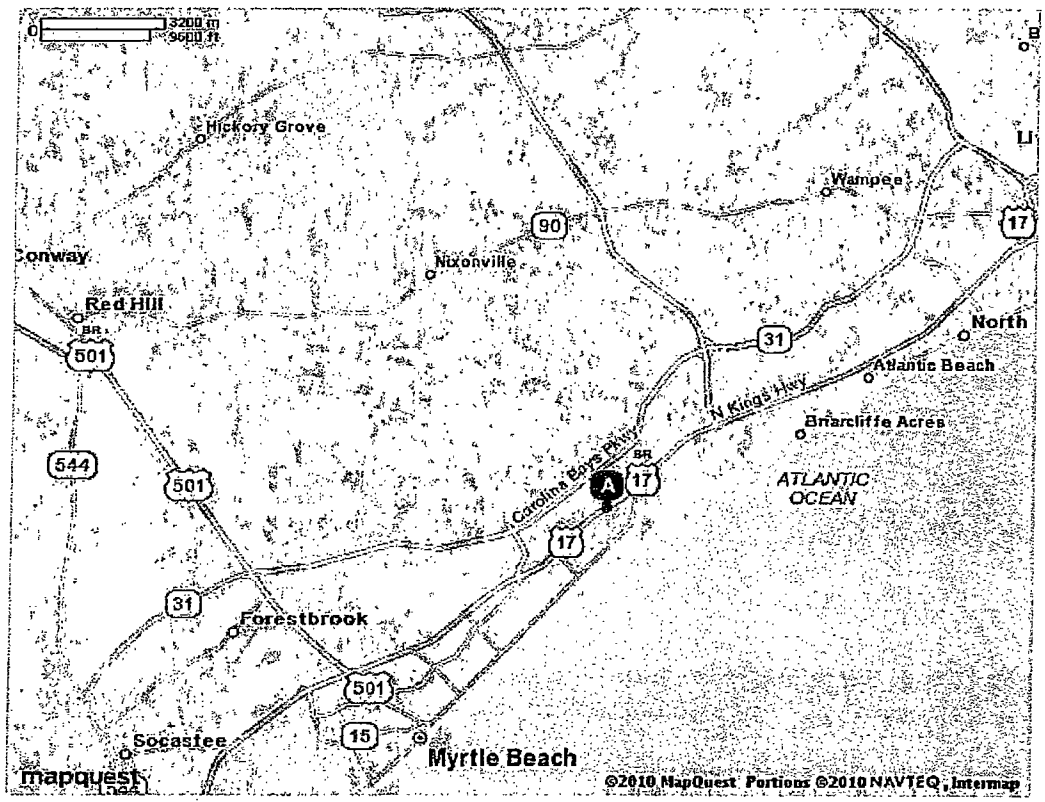

All rights reserved. Use subject to License/Copyright | Map Legend

Directions and maps are informational only. We make no warranties on the accuracy of their content, road conditions or route usability or expeditiousness. You assume all risk of use. MapQuest and its suppliers shall not be liable to you for any loss or delay resulting from your use of MapQuest. Your use of MapQuest means you agree to our Terms of Use

Exhibit B-4(B)

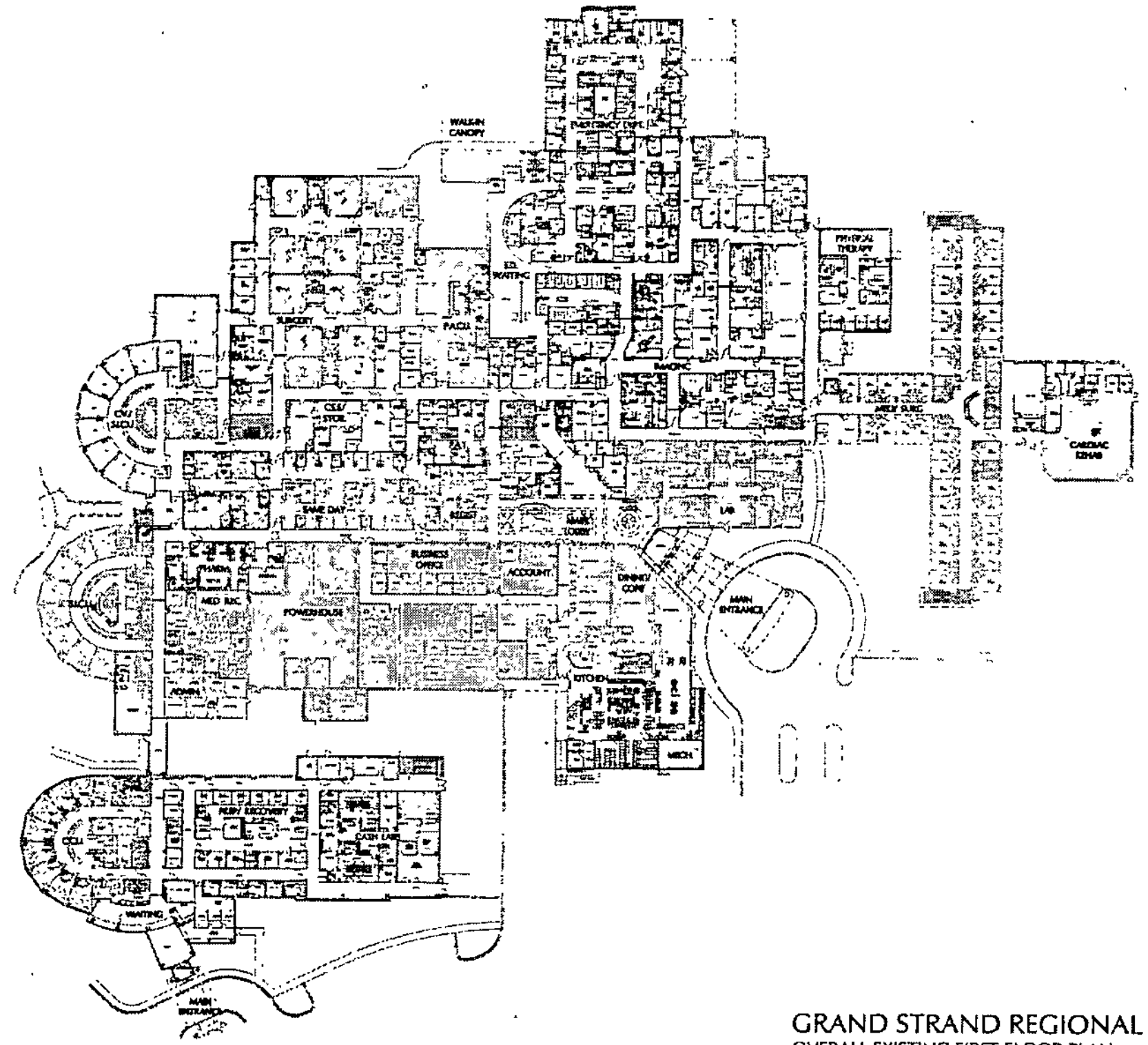

GRAND STRAND REGIONAL MEDICAL CENTER
OVERALL EXISTING FIRST FLOOR PLAN
not to scale

0121

THOMAS, MILLER & PARTNERS, PLLC

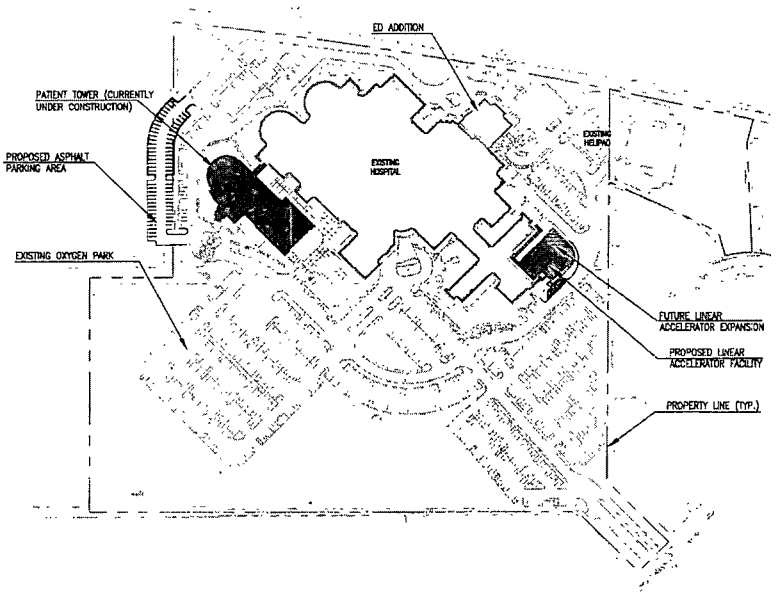

JUNE 24, 2011

0 50 100 150 200 400 600

GRAPHIC SCALE

PROPOSED OVERALL SITE PLAN
GRAND STRAND REGIONAL MEDICAL CENTER
LINEAR ACCELERATOR ADDITION
MYRTLE BEACH, SC

LITTLEJOHN ENGINEERING ASSOCIATES

1975 21st Avenue South, NASHVILLE, TENNESSEE 37212
T 615.385.4164 F 615.385.4050 www.leaa.com
Nashville | Chattanooga | Decatur | Orlando | Phoenix | Tri-Cities

0122

THOMAS, MILLER & PARTNERS, PLLC
ARCHITECTURE • INTERIOR DESIGN • PLANNING • 8010 MARYLAND AVE, STE. 400 • CLAYTON, MO 63105-3903 • PHONE 314.727.1010 • FAX 314.727.0107 • WWW.TMPARTNERS.COM

R003476

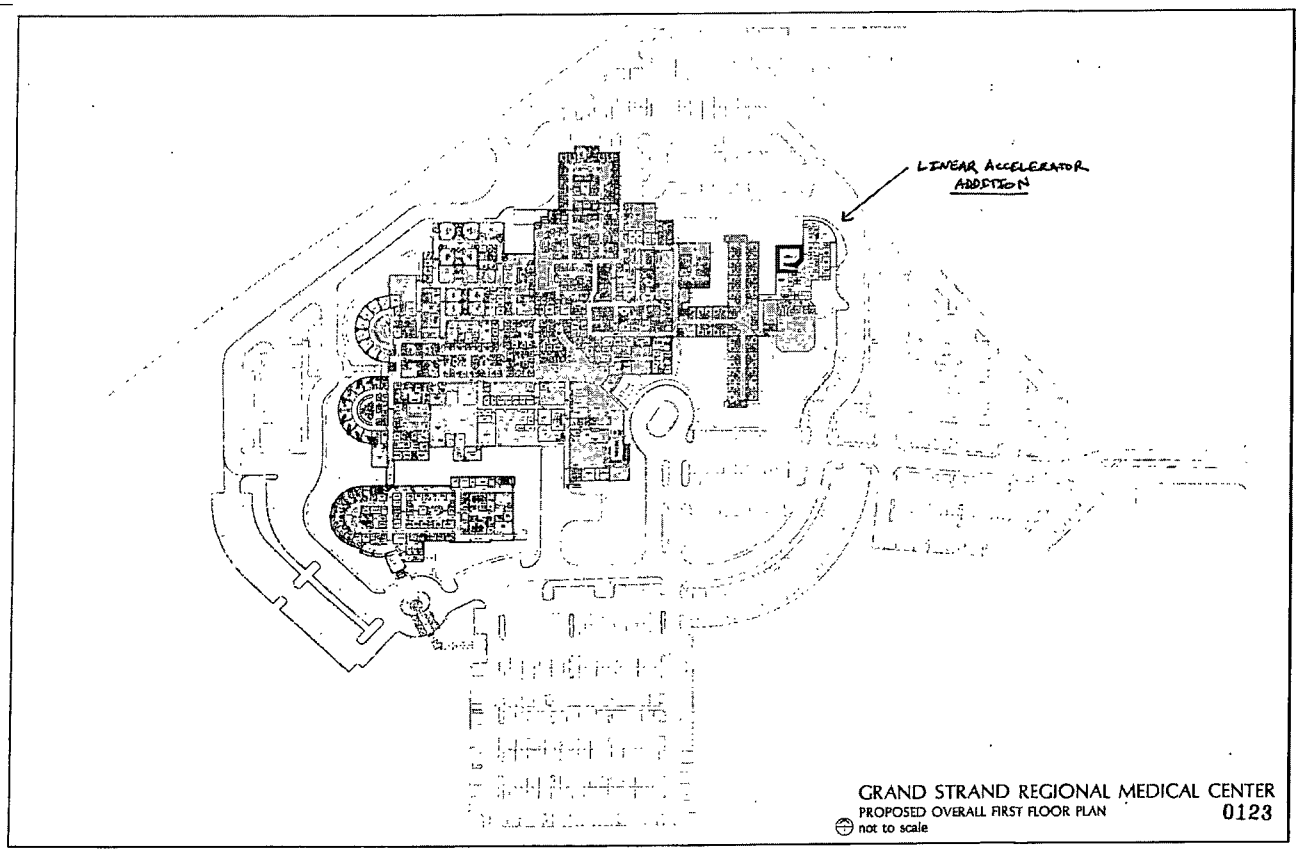

GRAND STRAND REGIONAL MEDICAL CENTER
PROPOSED OVERALL FIRST FLOOR PLAN
not to scale

0123

THOMAS MILLER & PARTNERS, PLLC

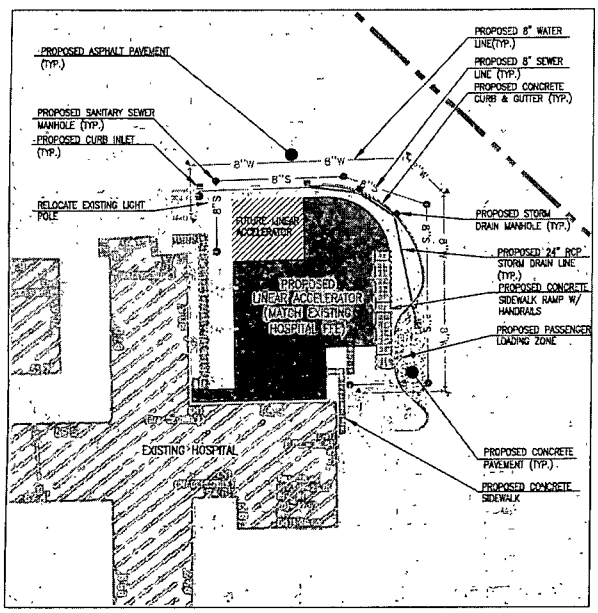

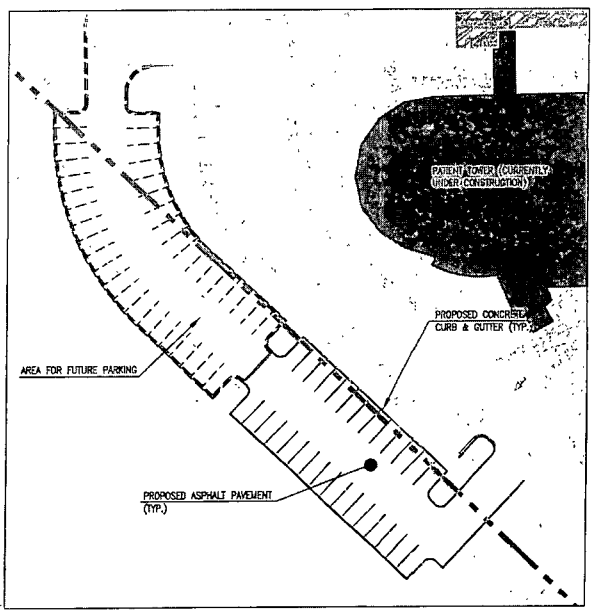

JUNE 24, 2011

0 10 20 30 40 50 100 150

GRAPHIC SCALE

DETAILED SITE & UTILITY PLAN
GRAND STRAND REGIONAL MEDICAL CENTER
LINEAR ACCELERATOR ADDITION
MYRTLE BEACH, SC

LITTLEJOHN ENGINEERING ASSOCIATES

0124

THOMAS, MILLER & PARTNERS, PLLC

R003478

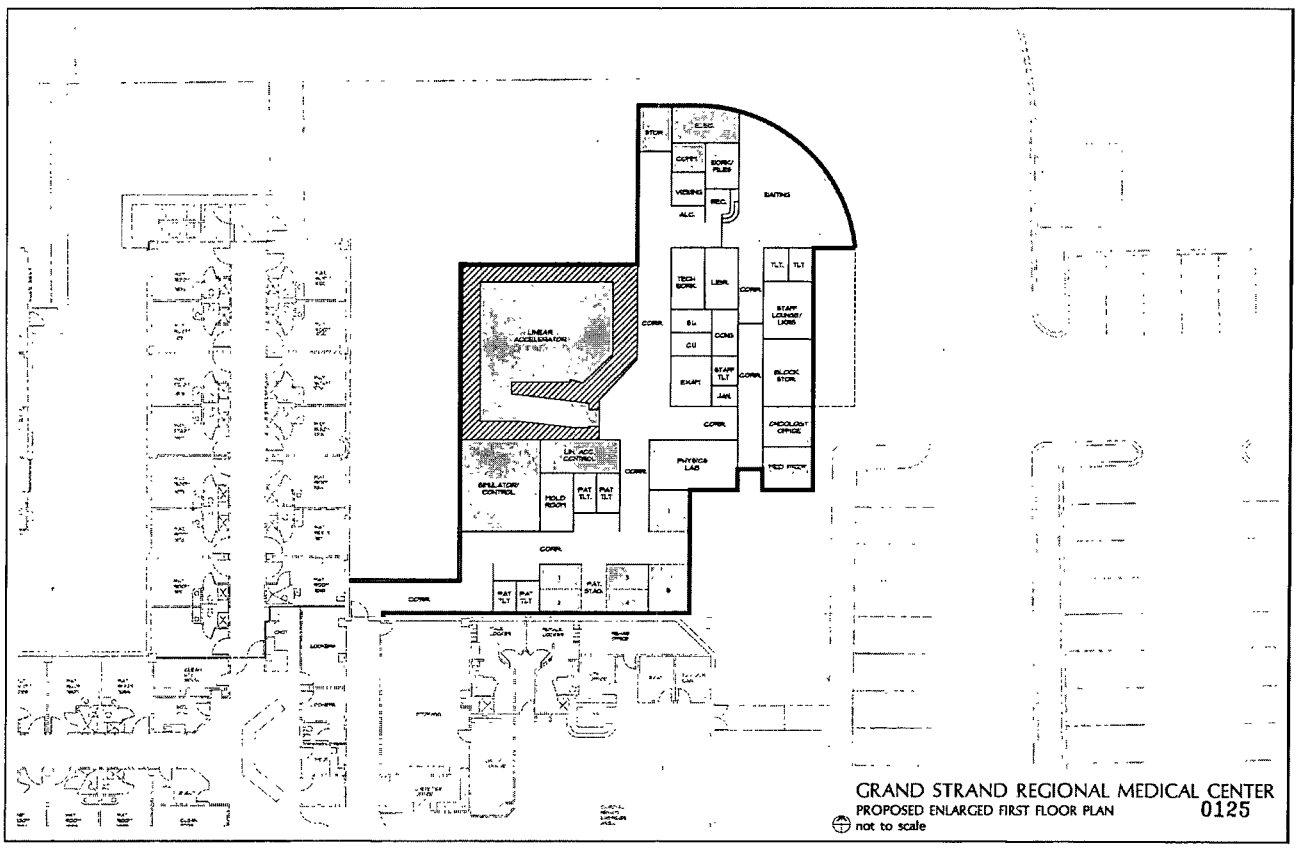

THOMAS, MILLER & PARTNERS, PLLC

R003479

Exhibit B-4(C)

MAP 12

MAP 122

MAP 123

MAP 124

MAP 12

0126

Space Allocation Program

Grand Strand Regional Medical Center
Linear Accelerator

DEPARTMENT		DESIGN SQUARE FOOTAGE per program		BUILDING GROSS SQUARE FOOTAGE per program	
		NEW DGSF	TOTAL DGSF	NEW BGSF	TOTAL PROJECT BGSF
ONCOLOGY SERVICES					
Radiation Therapy		6,691	6,691	7,695	7,695
Medical Oncology		307	307	353	353
CENTRAL SUPPORT					
Powerhouse		-	-	-	-
TOTAL DGSF:		6,998	6,998		
BGSF	0.15	1,050	1,050		
BGSF:		8,048	8,048		
Canopies (at 100%)		350	350	350	350
Overhangs and Soffits (at 100%)		-	-	-	-
Penthouses (at 100%)		1,121	1,121	1,121	1,121
TOTAL BGSF:		9,519	9,519		
PROJECT BGSF:		9,519	9,519	9,519	9,519

Grand Strand Regional Medical Center

GROUP: ONCOLOGY SERVICES

Department: ONCOLOGY SERVICES

Location: First Floor

Space Name	NEW CONSTRUCTION		
	# Spaces	Area/ Space	Total Sq Feet
RADIATION ONCOLOGY:			
GENERAL:			
WAITING	1	400	400
TOILET, PUBLIC	2	52	104
ALCOVE, WC/ STRETCHER	1	30	30
RECEPTION/ CONTROL	1	80	80
WORK ROOM/ FILES	1	80	80
RADIATION THERAPY:			
PATIENT STAGING	4	40	160
TOILET, PATIENT	3	52	156
SIMULATOR ROOM INCL. CONTROL	1	450	450
VIEWING	1	60	60
TECH WORK/ PLANNING ROOM	1	100	100
MOLD ROOM	1	120	120
BLOCK STORAGE	1	200	200
LIN ACC CONTROL	1	150	150
LINEAR ACCELERATOR	1	1,500	1,500
SUPPORT AREAS:			
EDUCATION CENTER/ LIBRARY	1	120	120
CONSULTATION ROOM	1	110	110
ONCOLOGIST OFFICE	1	120	120
PHYSICS LAB	1	150	150
EXAM ROOM	1	120	120
CLEAN UTILITY	1	60	60
SOILED UTILITY	1	60	60

R003482

0128

Grand Strand Regional Medical Center

GROUP: ONCOLOGY SERVICES

Department: ONCOLOGY SERVICES

Location: First Floor

Space Name	NEW CONSTRUCTION # Spaces	Area/ Space	Total Sq Feet
STORAGE ROOM	1	120	120
LOCKERS, STAFF	1	50	50
LOUNGE ,STAFF	1	100	100
TOILET, STAFF	1	52	52
JANITOR CLOSET	1	60	60
Subtotal			4,712
DGSF	0.42		1,979
Totals			6,691

MEDICAL ONCOLOGY:
GENERAL:
CHEMOTHERAPY:

TREATMENT CUBICLES	2	80	160
TOILET, PATIENT	1	52	52
MEDICATION PREP ROOM W/ HOOD	1	80	80
Subtotal			292
DGSF	0.05		15
Totals			307

R003483

0129

Exhibit B-5

LITTLEJOHN ENGINEERING ASSOCIATES

June 24, 2011

Grand Strand Regional Medical Center
Linear Accelerator Addition
Myrtle, Beach, SC

LEA Project No.: 20110135
TMP project No.: A05810

Civil Engineering Narrative

Prepared by: Littlejohn Engineering Associates

Existing Conditions

The site for the proposed Linear Accelerator Addition is the existing The Grand Strand Regional Medical Center located at 809 82nd Parkway, Myrtle Beach, SC 29572. The 28.8-acre site is located to the south of Highway 17 and can be accessed at the western boundary from 82nd Parkway.

Zoning

The site is governed by the City of Myrtle Beach zoning ordinance. The site is zoned M-1 (Medical District) and allows for hospital, clinic and medical office building use. According to Appendix A Zoning, Article VII, Section 1231.6 of the City of Myrtle Beach Code of Ordinances (available on http://www.municode.com), the M-1 district has the following area and dimension regulations:

- Minimum lot size – 10,000 sf
- Minimum front or side street building setback - 40'
- Minimum side yard setback - 40' when adjacent to single family, duplex or multifamily residential uses; 20' when adjacent to all other uses
- Minimum rear yard setback - 40' when adjacent to single family, duplex or multifamily residential uses; 20' when adjacent to all other uses
- Minimum outdoor living space and landscaping – 15% of site
- Maximum building coverage – 50%
- Maximum Building Height – 60'

In addition, there are landscaping requirements in effect (See Section 910 of the City of Myrtle Beach Code of Ordinances). A tree survey will be required to be submitted with the landscaping plans. Any parking lot located within 30' of a property line will be required to provide a minimum 5' wide landscape buffer. The interior landscaping requirement for parking areas falls under one of the following criteria:

- For lots 70' wide or greater: 5% of area required to be landscaping

1935 21ST AVENUE SOUTH, NASHVILLE, TENNESSEE 37212
T 615.385.4144 F 615.385.4020

Nashville | Chattanooga | Decatur | Orlando | Phoenix | Tri-Cities

www.leainc.com

Engineering
Planning
Landscape Architecture
Land Surveying
Environmental Services
Health and Safety
Economic Development

- For lots less than 70' wide: Lots of less than 100 ft depth to provide two landscape islands with a minimum dimension of 14'x16.5'. One additional island shall be required for every 25 ft over the 100 ft depth

Parking

Per Section 1231.8, parking regulations for the medical district require 1 parking space per 150 sf. For overnight stay hospitals, the requirement is 1 parking space per 375 sf. The ADA requirement for parking is 2% of the total spaces.

Currently, the hospital campus has 1,103 parking spaces (including 45 accessible spaces). As part of these improvements, 32 spaces are being demolished (including 3 accessible spaces) with 24 proposed to be constructed with this project. Upon completion of construction the new parking space total will be 1095 spaces.

The existing facility is comprised of approximately 399,544 sf of total building area (including the patient tower, currently under construction). The proposed additions will add approximately 7,959 sf for a new total of 407,503 sf. To comply with the City of Myrtle Beach parking requirements, the facility must have at least 1087 parking spaces (407,503 sf/ 1 space per 375 sf). As shown in the paragraph above, the facility will be in compliance with city requirements at the conclusion of the project.

Existing Utilities

Water & Sewer
Water & Sewer services are provided by the City of Myrtle Beach at (843) 918-2000.

Electricity & Gas
Electric and gas services are currently available on site and are provided by South Carolina Electric & Gas at (843) 839-5555.

Telephone
Telephone service is currently available on site and is provided by AT & T at (866) 620-6000.

Cable Television
Cable Television service is currently available on site and is provided by Comcast Cable at (877) 760-5341.

Project Description

The proposed development on the site includes a building addition housing a linear accelerator. The associated parking lot and driveways will be designed to comply with the City of Myrtle Beach Zoning Ordinance.

Special Considerations

Items of special note that should be addressed as a part of developing the hospital site are:

- Maintaining functionality of existing utilities around the site (fire protection and domestic service must be maintained at all times throughout construction process).
- An existing telecommunications line and 8" water line (that is part of the hospital's water supply) will need to be relocated.

- The additional proposed parking is on a different parcel than the main campus. Although the hospital owns this campus, the City of Myrtle Beach may require a lot combination to allow the construction of these spaces.
- Construction phasing to maintain adequate parking and access driveways during construction.

Site Demolition

The general scope of the demolition and removal within this project site includes, but is not limited to the following:

- Demolition of asphalt pavement (approximately 17,000 sf)
- Demolition of concrete curb & gutter (approximately 500 lf)
- Demolition of concrete sidewalk (approximately 950 sf)
- Demolition of storm drain catch basin – 2
- Demolition of 18" RCP storm sewer line (approximately 150 lf)
- Relocation/demolition of irrigation lines and (as necessary)
- Demolition of 8" water line (approximately 200 lf)
- Demolition of sanitary sewer manhole – 1
- Removal of existing shrubs & trees
- Demolition of landscape islands (as necessary)
- Demolition/Relocation of light poles – 3 (Refer to Electrical Narrative)

Site Grading

The proposed Linear Accelerator Addition is intended to match the finished floor elevation of the hospital (Elevation 39.8). Grades currently slope away from the hospital from elevation 39.8, at the northeast corner, to approximately 35.5 in the adjacent portion of the site. In order for the linear accelerator addition to match the hospital finished floor elevation, it is estimated that approximately 1,100 cy of fill will need to be placed on the proposed site.

Drainage

Storm drainage for the project will be a combination of surface drainage and new storm inlets routed to a proposed subsurface storm drain infiltration system.

We preliminarily anticipate the following drainage improvements being necessary:

- Curb Inlet – 4
- Catch basin – 1
- Junction Manhole – 1
- 24" RCP – 200 lf
- 10" PVC - 50 lf
- Cleanout – 1

Pipe in landscape areas shall be schedule 40 PVC. All disturbed areas shall be surrounded by silt fence and gravel inlet filters installed at inlets to prevent debris from entering the existing storm sewer system. All sediment control measures must conform to local storm water pollution prevention requirements.

Concrete and Pavement

The linear accelerator addition is proposed to have approximately 1,600 s.f. of concrete sidewalk and 900 sf of concrete pavement. Concrete sidewalks shall be 4" thick, 3,500 psi concrete placed on 4" of aggregate base. Sidewalks shall be reinforced with 6 x 6 W2.9 x W2.9 w.w.f. Concrete pavement

sections shall be 6" thick and 4,000 psi concrete placed on a 6" aggregate base and also reinforced with 6" x 6", W2.9 x W2.9 w.w.f. Approximately 750 lf of concrete curb and gutter will be needed as part of this project. Concrete curb shall be 6" height vertical curb with a 12" wide gutter and shall be placed along all pavement edges. Mechanical pads shall be 4" thick with a 24" turn down on the edges and 4,000 psi concrete. All concrete shall have a broom finish and control joints shall be located at a distance equal to the sidewalk width on walks and at intervals of 10' for concrete pavement. Expansion joints shall be located 30 feet O.C. In addition, approximately 12,900 sf of heavy duty and 4,600 sf of light duty asphalt pavement will be required. Asphalt pavement sections shall be as specified in the geotechnical report in accordance with the South Carolina Department of Transportation standards.

Water

Domestic and fire service will be extended from inside the existing hospital building. Fire protection shall be maintained at all times. All water construction and materials shall conform to the local requirements.

The following are approximate quantities for relocation of water/ fire lines and structures:

- 8" 90° Bend – 3
- 8" 45° Bend – 2
- 8" x 8" x 8" Tapping Sleeve & Valve – 2
- 8" DIP –310 lf

Sewer

Sewer service for the Linear Accelerator Addition will tie into a proposed manhole located north of the proposed building. All sewer construction and materials shall conform to the local requirements.

The following are approximate quantities for relocation of sanitary sewer lines and structures:

- Sewer manhole – 6
- 8" SDR 35 PVC – 350 lf
- Cleanout - 1
- 6" SDR 35 PVC –50 lf

Other Utilities

The contractor shall coordinate electrical, cable, telephone and natural gas services through the local utility companies and include all associated cost in the schematic pricing (Refer to MEP Narrative).

Landscape and Site Irrigation

Landscaping improvements associated with the project should follow a similar template of plant materials on the existing hospital property. Landscaping improvements included with the new construction work will be related mainly to the key patient entry points/perimeter foundation of the proposed building addition and parking lot islands. We recommend that an allowance of $30,000 to $40,000 be carried in the site budget for landscaping and an allowance of $10,000 to $15,000 for irrigation. Irrigation shall be provided for all landscaped areas. Existing irrigation systems disturbed during construction must be reworked.

Per City of Myrtle Beach's current tree ordinance, the two existing live oak trees that are to be demolished as part of this project are potentially landmark trees. Extensive replacement trees would be required if the City classifies these as landmark trees. Coordination with the City of Myrtle Beach will be required, potentially including the Board of Zoning Appeals for the landmark tree removal permit.

Thomas, Miller & Partners, PLLC
Architecture Interior Design Planning

5210 Maryland Way, Suite 200
Brentwood, Tennessee 37027-4147
615.377.9773
www.tmpartners.com

South Carolina Certificate of Authorization #97063

June 24, 2011

Project: Linear Accelerator
Grand Strand Regional Medical Center
Myrtle Beach, South Carolina
TMP No. A05810

ARCHITECTURAL NARRATIVE

Grand Strand Regional Medical Center was constructed in 1978 to serve the greater Myrtle Beach area, and has grown steadily over the years, remaining the sole hospital in the city of Myrtle Beach. Due to the continuous growth, this addition to the Grand Strand service line is focused on a new linear accelerator.

The new addition is an attached single-story structure located on the Northeast corner of the existing facility. The building will contain the linear accelerator and all required spaces including one linear accelerator, simulator control room, linear accelerator control room, block storage, mold room, patient staging area, prep/ recovery holding area, mechanical penthouse as well as all required support spaces.

A new corridor will provide a connection from the existing facility to the proposed addition. This addition is designed to accommodate a future linear accelerator addition on the Northwest corner of the building while maintaining the use of the required support spaces as designed.

Given the constraints of the site and the existing building, we believe that the proposed plan is an efficient and effective way to deliver an additional patient care service to the Grand Strand campus.

Prepared by,

Marc S. Rowland, AIA ACHA
Partner-in-Charge
South Carolina Certificate Number 5862

p:\2010\a05810\phase\1-progr\tab 09 - arch narrative checklist\tab07 - arch narratives.doc

June 24, 2011

Grand Strand Regional Medical Center
Linear Accelerator
Myrtle Beach, South Carolina
TMP Project No. A05810

Prepared by: Structural Design Group

STRUCTURAL NARRATIVE

The proposed project is a one-story addition with a linear accelerator vault and support spaces. A small mechanical penthouse and canopy area are also included in the scope of the work. The new construction will have approximately 9,000 square feet including the penthouse. The proposed addition has been configured to allow the addition of a second, future linear accelerator vault adjacent to the original vault. Located in Myrtle Beach, South Carolina, the building structure will be designed in accordance with the *International Building Code*.

The building structure surrounding the vault will be steel framed. The penthouse floor construction will consist of a 5-1/2-inch, normal weight structural concrete slab on 2-inch composite metal deck. The slab will be supported by composite beams and girders with a maximum depth of 21 inches. Roof areas will be framed with steel beams and continuous girders supporting galvanized metal deck and lightweight insulating concrete. The linear accelerator vault will consist of cast-in-place concrete construction. Building lateral loads will be resisted by the concrete walls of the vault. The exterior skin of the building will consist of brick veneer with metal stud back-up. The proposed floor-to-floor height is 14'-0. The addition will be separated from the existing building with a 2-inch expansion joint.

This structural narrative is based on schematic drawings prepared by Thomas, Miller, and Partners and meetings with the project architects. The purpose of the narrative is for preliminary planning and pricing. Construction cost estimates shall include all work and materials as described in the narrative and as may reasonably be anticipated for a project of this scope. Appropriate allowances shall be made for variable subsurface conditions.

Design Criteria

- *Applicable Building Code*
  International Building Code, 2006 Edition.

- *Live Loads (reduced as allowed by the Building Code)*
  General Areas ..... 100 psf (includes partitions)
  Mechanical Rooms ..... 150 psf
  Roof .....25 psf
  (Average roof live load including ponding effects)

- *Basic Wind Speed:* 130 mph (per ASCE 7)
  Exposure: C
  Importance Factor: 1.15

- *Earthquake Loads*
  Spectral Response Coefficients: $S_s = 0.60g$
  $S_1 = 0.18g$
  Occupancy Category: II
  Seismic Design Category: D
  Site Class: D
  Importance Factor, I_E: 1.50
  Basic Seismic-Force-Resisting System: Reinforced Concrete Shear Walls

Structural Testing and Inspection

- Special inspections and testing, as defined in Chapter 17 of the Building Code and specified in the Project Specifications, are required to verify that the work has been completed in compliance with the Construction Documents. Tests and inspections shall be performed by a qualified Structural Testing/Inspection Agency.

Material Properties

- *Reinforcement*
  Reinforcing Steel ..... ASTM A615, Grade 60
  Welded Wire Fabric (WWF)..... ASTM A185

- *Normal-Weight Concrete*
  Footings ..... 3,000 psi
  Slab-on-Grade ..... 3,500 psi (Max. water/cement ratio of 0.48)
  Accelerator Vault Walls and Slabs..... 4,000 psi
  Slab on Composite Metal Deck ..... 3,500 psi

- *Structural Steel*
  Beams, Columns ..... ASTM A992, Grade 50
  Angles, Channels, Plates..... ASTM A36
  Hollow Shapes (HSS) ..... ASTM A500, Grade B

Subsurface and Site-Specific Seismic Investigations

- A geotechnical investigation will be required for this project. Site preparation and foundation design will be based on the recommendations in the geotechnical report.

Site Preparation for Building Pad

- The first floor elevation of the addition will match the first floor elevation of the existing hospital.
- After stripping and excavation, but before placement of structural fill, the building area shall be proofrolled to identify soft soils. Soft soils shall be undercut to firm soils and replaced with structural fill.
- Structural fill shall consist of a low to medium plastic clay (plasticity index less than 25) and shall be free of any organic material. On-site soils may be used if approved by the Structural Testing/Inspection Agency.
- Structural fill shall be placed in 8-inch lifts and compacted to 98 percent of the soil's maximum dry density as determined by the Standard Proctor, ASTM D698.

Slabs-on-Grade/Foundation

- The slab-on-grade will typically be a soil-supported, 4-inch thick concrete slab reinforced with 6 x 6 - W1.4 x W1.4 WWF.
- Unless noted otherwise, slabs-on-grade will be constructed on a 4-inch thick, free-draining granular subbase and vapor barrier (10 mils minimum).
- Based on previous work at this site it is assumed that the foundation will consist of strip footings and individual spread footings bearing on firm, native soils or compacted structural fill capable of supporting 3,000 psf.
- Typical column footing requirements will be as follows:

Column	Footing Size	Footing Reinforcing
Typical Interior Column	5'-0" x 5'-0" x 16"	120 pounds
Typical Exterior Column	4'-6" x 4'-6" x 16"	100 pounds

- The linear accelerator vault will require concrete walls which will vary in thickness from approximately 30-inches to 84-inches. The walls will be supported on a 30-inch thick continuous footing with an average width of 8'-0". The footings will have approximately 55 pounds of reinforcing per linear foot.
- The exterior wall construction, excluding vault walls, will be supported by a 2-foot deep, turned-down slab with a brick ledge. The turned-down slab will be a minimum of 16 inches wide at the bottom of the turn-down and will be reinforced with 4 #4 continuous bars.

Lateral Load-Resisting Structure

- The vault walls will resist the design lateral loads. Refer to section *Linear Accelerator Vault* for additional information.

Non-Rigid Frame Columns

- 6-inch steel, tube (HSS) columns.

Penthouse Floor Structure

- Typical floor slab construction will consist of a 5-1/2-inch thick, normal weight concrete slab, reinforced with 6 x 6 – W2.0 x W2.0 WWF and placed on 2-inch steel composite deck (galvanized). Crack mitigation reinforcing (#4 x 5'-0" at 24 inches on-center) will be required over all girders, beams located on column centerlines, and all spandrel beams.

- Steel composite beams and girders with a maximum depth of 21 inches.

- A 3/16-inch bent plate edge form will be required around the perimeter of the penthouse and at interior openings. Overhangs greater than 8 inches will require 3/8-inch gusset plates spaced at 4 feet.

- The estimated material requirement for primary members (beams, girders, and columns) is 11 pounds per square foot of gross floor area. Material for secondary members (edge angles, bent plates, opening framing, equipment supports, etc.) and metal deck is in addition to the above estimate.

- Diagonal X-bracing (double angles) will be required along the exterior walls of the penthouse to resist lateral loads.

Roof and Penthouse Roof Structure

- Typical roof framing will consist of steel beams and girders with a maximum depth of 18 inches supporting 1-1/2-inch metal deck (galvanized, 20 gage minimum) and lightweight insulating concrete.

- A 3/16-inch bent plate edge form will be required around the building perimeter and at interior openings. Overhangs greater than 8 inches will require 3/8-inch stiffener plates spaced at 4 feet.

- The estimated material requirement for primary members (beams, girders, and columns) is 7 pounds per square foot of gross roof area. Material for secondary

members (edge angles, bent plates, opening framing, brick lintels, etc.) and metal decking is in addition to the above estimate.

- Miscellaneous steel allowances shall include channel and angle frames for supporting suspended medical equipment, roof drains, roof-top equipment, etc.

Linear Accelerator Vault

- The concrete vault walls will vary in thickness from 30-inches to 84-inches depending on vendor shielding requirements. The roof slab thickness will also vary from 36-inches to 84-inches. Wall and slab reinforcement is estimated to average 17 psf.

Entry Canopy

- The canopy will be framed as an extension of the typical roof structure. Refer to the *Roof Structure* section for additional information.

Exterior Walls

- The brick veneer will be laterally supported by galvanized, 18- or 16-gage, 6-inch structural studs. Studs shall typically be spaced at a maximum of 16 inches on-center.

- Window openings greater than 8'-0" wide will require steel channels at 4'-0" on-center between the floor slab and the windowsill and will be welded to plates embedded in the floor slab to resist lateral wind loads.

- Window openings greater than 8 feet wide will require a hanging brick lintel suspended from the roof framing. This assembly will have a continuous brick lintel (L5 x 5 x 5/16, galvanized) supported at 4-foot centers by angle hangars from the spandrel beam. A kicker angle will extend upward from the brick lintel to the underside of the roof framing to brace the assembly from out-of-plane movement.

Architectural, Mechanical, and Electrical Components

- The architectural, mechanical, and electrical components shall be properly anchored and braced to resist seismic forces as required by the Building Code. These components include, but are not limited to, ceilings, lights, partitions, exterior walls and glazing, mechanical ducts, piping, conduit, mechanical and electrical equipment, etc.

- Brace suspended ducts, pipes, and conduits in accordance with the SMACNA Seismic Restraint Manual, 1998 Edition, for Seismic Hazard Level B (SHL-B). Seismic

anchorage of ductwork, piping and conduits is not required when the elements are suspended by hangers 12 inches or less in length. Ducts less than 6 square feet in cross section and piping and conduits less than 2-1/2 inches in diameter, except as noted in the SMACNA Guidelines, are also excluded from the requirements for seismic anchorage. MPE components crossing building expansion joints must also have expansion joints.

snh

Y:\Projects\2011\2011-020\Correspondence\Grand Strand Oncology Narr - 062411.doc

June 24, 2011

Mechanical Systems Narrative
Grand Strand Regional Medical Center
Linear Accelerator
Myrtle Beach, South Carolina
ICT File No. 110103.01

I. PROJECT DESCPRIPTION

The project will consist of a new single story addition to the existing hospital with a mechanical penthouse on the roof. The new addition will house a new linear accelerator, support spaces and administrative services. Refer to the architectural floor plans and space allocation for actual square footage of the facility. The mechanical systems to be provided shall be sized for an additional future Linear Accelerator room and are described in the following paragraphs.

The project is located in a seismic zone. All HVAC equipment, ductwork and piping shall be braced for seismic Class C requirements.

II. NEW CONSTRUCTION

A. AIR HANDLING UNITS

One new central station, chilled water air handling unit will be provided. The unit will be housed in a new mechanical penthouse located on the roof. Chilled water shall be provided from the existing 6" chilled water lines approximately 50 feet away. The unit to serve this space is described hereafter:

AHU-1
12,750 cfm medium pressure, variable volume air handling unit
6 row/10 fpi chilled water coil, max face velocity 450 fpm, L.A.T. = 52 degrees F
25 horsepower airfoil plug supply fan with variable frequency drive
10 horsepower airfoil plug return fan with variable frequency drive
Air Blender
60 percent efficient pre-filters
90 percent efficient final filters
Economizer Cycle
Approximately 18 new VAV boxes with hot water reheat

B. COOLING EQUIPMENT

One new Filtrine process chiller shall be provided for the Linear Accelerator equipment. The unit shall be provided with a domestic water back-up connection for emergency cooling situations. The Filtrine unit shall be housed on the roof adjacent to the new penthouse.

0142

C. HEATING EQUIPMENT

One new steam-to-water convertor shall be provided as part of this project to serve the new terminal reheat boxes. The new convertor shall be located in the new penthouse and shall produce 400,000 BTUH. Two new hot water pumps shall be provided to distribute heating hot water throughout the addition. The pumps shall be in-line, 2 horsepower and produce 30 gpm at 55 feet of head pressure. Steam and condensate lines shall be tapped from the existing mains approximately 50 feet away and routed to the new penthouse.

D. AIR DISTRIBUTION- LOW PRESSURE

Low pressure supply air duct shall be extended from each terminal reheat box to diffusers to provide zone temperature to individual spaces. The return air system shall be fully ducted in all areas. All return and exhaust air ductwork shall be low pressure.

E. AIR DISTRIBUTION- MEDIUM PRESSURE

Medium pressure supply air duct shall be extended from the air handling unit to variable air volume terminal reheat boxes.

F. EXHAUST SYSTEMS

One new 1/2 horsepower exhaust fan shall be provided for toilet, locker room, and general exhaust air. All exhaust fans shall be roof mounted. All fans will be equipped with backdraft dampers, disconnect switches, bird screens and mounted on insulated roof curbs.

G. CONTROLS

All new HVAC equipment added as part of this project shall have DDC type controllers.

III. MECHANICAL SPECIFICATIONS

A. GENERAL PROVISIONS

1. GENERAL

a) Codes and Standards:

i) Mechanical installation is to be in accordance with applicable local, state and federal codes having jurisdiction. Codes considered applicable to project shall include but not be limited to:

(1) International Building Code.
(2) International Mechanical Code.
(3) National Fire Code (NFPA).
(4) Sheet Metal Construction for Ventilating and Air-Conditioning Systems (SMACNA).
(5) Air-Conditioning and Refrigeration Institute (ARI).

ii) Principal work included is:
(1) Heating, ventilating and air conditioning.
(2) Seismic bracing and anchorage for equipment, ductwork and piping.

2. EXECUTION

a) Cutting and patching by general contractor, mechanical contractor to provide to the general contractor marked up print showing all cutting required.

B. BASE MATERIALS AND METHODS

1. GENERAL

a) Work required under this section is applicable to work required under Division 15.

C. PRODUCTS AND EXECUTION

1. Vibration Isolation: Isolate mechanical equipment as shown on drawings or as specified herein. Isolators shall be Vibration Mountings Inc. or approved equal.

a) Spring hangers, Type SHS:
b) Flexible pipe connectors equal to Mason Industries EJR:
(1) At pipe connections to air handling unit coil.
(2) At pipe connections to cooling machines.
(3) At pipe connections to pumps.

2. Fastening to structure:

a) Fastening devices to be concrete inserts, expansion shields and lag bolts.
b) "Shot-pins" to be permitted only for ducts 20" in width and smaller and single pipes 1" and smaller.

3. Access panels:

a) Door to be Inryco/Milcor or equal. Minimum size 18" x 18" with screwdriver-operated locks.

D. PIPING

1. PRODUCT

a) Steel piping:
(1) Butt welded, electrical resistance welded or seamless black steel pipe, ANSI B 36.10, ASTM A-120 Grade "B" or "A", Schedule 40, for piping 10" and smaller for the following services:
a. Chilled water supply and return piping 2-1/2" and larger.

b. Hot water supply and return piping 2-1/2" and larger.

b) Steel pipe fittings:
(1) Flanges, fittings, unions and other products to be marked in accordance with MSS SP-25.

c) Copper piping:
(1) Type "L" hard-drawn seamless copper tubing, ASTM B-88:
a) HVAC hot water supply and return piping 2-1/8" OD and smaller.
b) HVAC chilled water supply and return piping 2-1/8" and smaller.
c) Air-conditioning unit moisture condensate drain piping.

d) Copper pipe fittings:
(1) Provide sweat fittings, ASTM B-62, wrought copper with sweep patterns for copper tubing.

e) Valves:
(1) Gate valves to be Stockham iron body, bronze mounted.
a. Water service Fig. G-623.
b. Ball valves to be Apollo "3" Fig. 82-200 solder joint.
c. Butterfly valves to be Crane Monark lug type, rated for bubble-tight, dead end service at 200 PSI working pressure.

f) Sleeves:
(1) Rated wall and floor sleeves to conform to appropriate U.L. through-penetration fire stop system.

E. IN-LINE PUMPS

1. GENERAL

a) Pump to be non-overloading, in-line, centrifugal type pump.

b) Pump to be Aurora, Bell & Gossett or approved equal.

2. PRODUCTS

a) Pump to be constructed of high grade cast iron designed for the 150 psi working pressure and 210 degree F operation.

b) Impeller to be bronze and dynamically balanced.

c) Pump to be furnished with mechanical seal.

3. EXECUTION

a) Install per industry standards.

b) Provide suction diffuser on pump suction.

F. VARIABLE SPEED DRIVES

1. GENERAL

a) Furnish complete variable frequency drive (VFD).

b) The VFD shall be warranted by the manufacturer for a period of 36 months from date of start-up.

c) Provide ABB, Danfoss-Graham, York/Toshiba, Yaskawa or approved equal VFD.

2. PRODUCT

a) VFD shall convert 3-phase power to adjustable voltage for stepless motor speed control from 10% to 100% of the motor speed.

b) VFD to be housed in a NEMA 1 enclosure with the following controls mounted on the front:
(1) Hand/Off/Auto selector switch
(2) Manual speed potentiometer
(3) Power on pilot and fault pilot light
(4) Meter to indicate percent speed and percent load
(5) VFD shall have a bypass circuitry for constant motor speed when VFD is taken out of service. The bypass shall allow motor to be fully operational while drive being serviced.
(6) Provide line reactors.

3. EXECUTION

a) The manufacturer of the VFD shall provide a factory trained technician to supervise the installation, start up and testing of the VFD.

b) VFD manufacturer shall provide minimum of 8 hours of class room type training on how the VFD operates and is to be maintained.

G. INSULATION

1. GENERAL

a) All insulation shall have a flame spread rating of 25 or less and smoke development of 50 or less.

2. PRODUCTS

a) Cellular glass insulation to be noncombustible factory-molded, factory-furnace, foamed glass. Product is to have minimum "R" value of 2.63. Product to be equal to Pittsburgh Corning "foamglass" with factory applied pre-sized glass cloth jacket having vapor barrier inside coating and white exterior color equivalent to Johns-Manville "flame-safe" Type "GVG" for the following services: