





UPS CampusShip: View/Print Label

1. Ensure there are no other shipping or tracking labels attached to your package. Select the Print button on the print dialog box that appears. Note: If your browser does not support this function select Print from the File menu to print the label.
2. Fold the printed sheet containing the label at the line so that the entire shipping label is visible. Place the label on a single side of the package and cover it completely with clear plastic shipping tape. Do not cover any seams or closures on the package with the label. Place the label in a UPS Shipping Pouch. If you do not have a pouch, affix the folded label using clear plastic shipping tape over the entire label.
3. **GETTING YOUR SHIPMENT TO UPS**  
 UPS locations include the UPS Store®, UPS drop boxes, UPS customer centers, authorized retail outlets and UPS drivers.  
 Schedule a same day or future day Pickup to have a UPS driver pickup all your CampusShip packages.  
 Hand the package to any UPS driver in your area.  
 Take your package to any location of The UPS Store®, UPS Drop Box, UPS Customer Center, UPS Alliances (Office Depot® or Staples®) or Authorized Shipping Outlet near you. Items sent via UPS Return Services(SM) (including via Ground) are also accepted at Drop Boxes. To find the location nearest you, please visit the Resources area of CampusShip and select UPS Locations.

**Customers with a Daily Pickup**

Your driver will pickup your shipment(s) as usual.

FOLD HERE

<p>STEPHANIE HYDER 864-582-2962 HENDERSON BRANDT AND VIETH 360 EAST HENRY ST. SPARTANBURG SC 29302</p> <p><b>SHIP TO:</b> CLERK OF COURT SOUTH CAROLINA SUPREME COURT 1231 GERVAIS STREET HONORABLE DANIEL E. SHEAROUSE <b>COLUMBIA SC 29201-3206</b></p>	<p>SC 292 9-01</p>  	<p><b>UPS NEXT DAY AIR</b></p> <p>TRACKING #: 1Z F66 160 01 9338 9959</p> <p><b>1</b></p>		<p>BILLING: P/P</p>  <p>CS 15:1.05. WNT1E90 33.0A.10/2012</p>
---	--	---	--	--